

S. J. SHAW.  
SHIRT BOSOM ADJUSTER.

No. 30,842.

Patented Dec. 4, 1860.

Fig. 3.

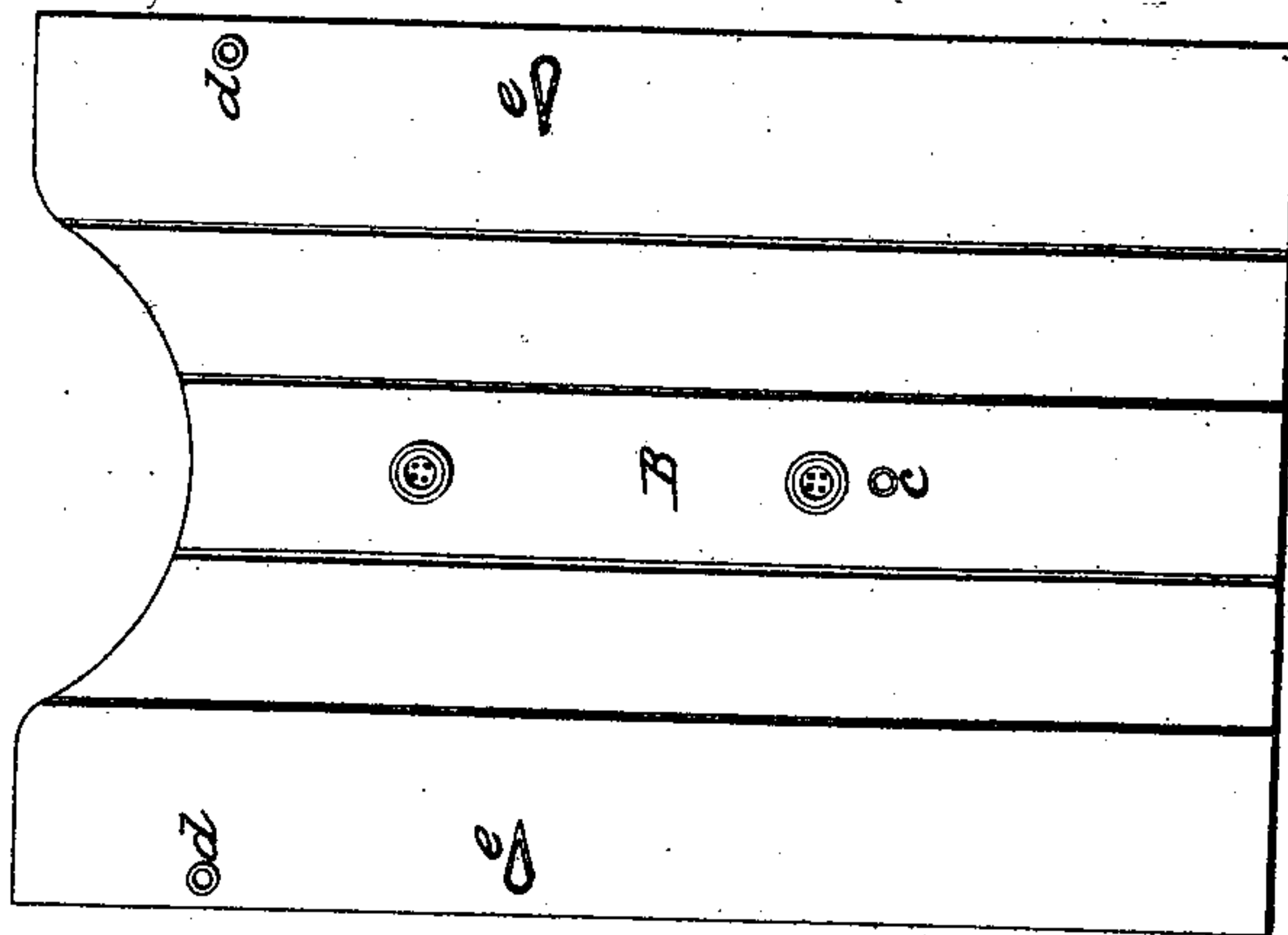


Fig. 2.

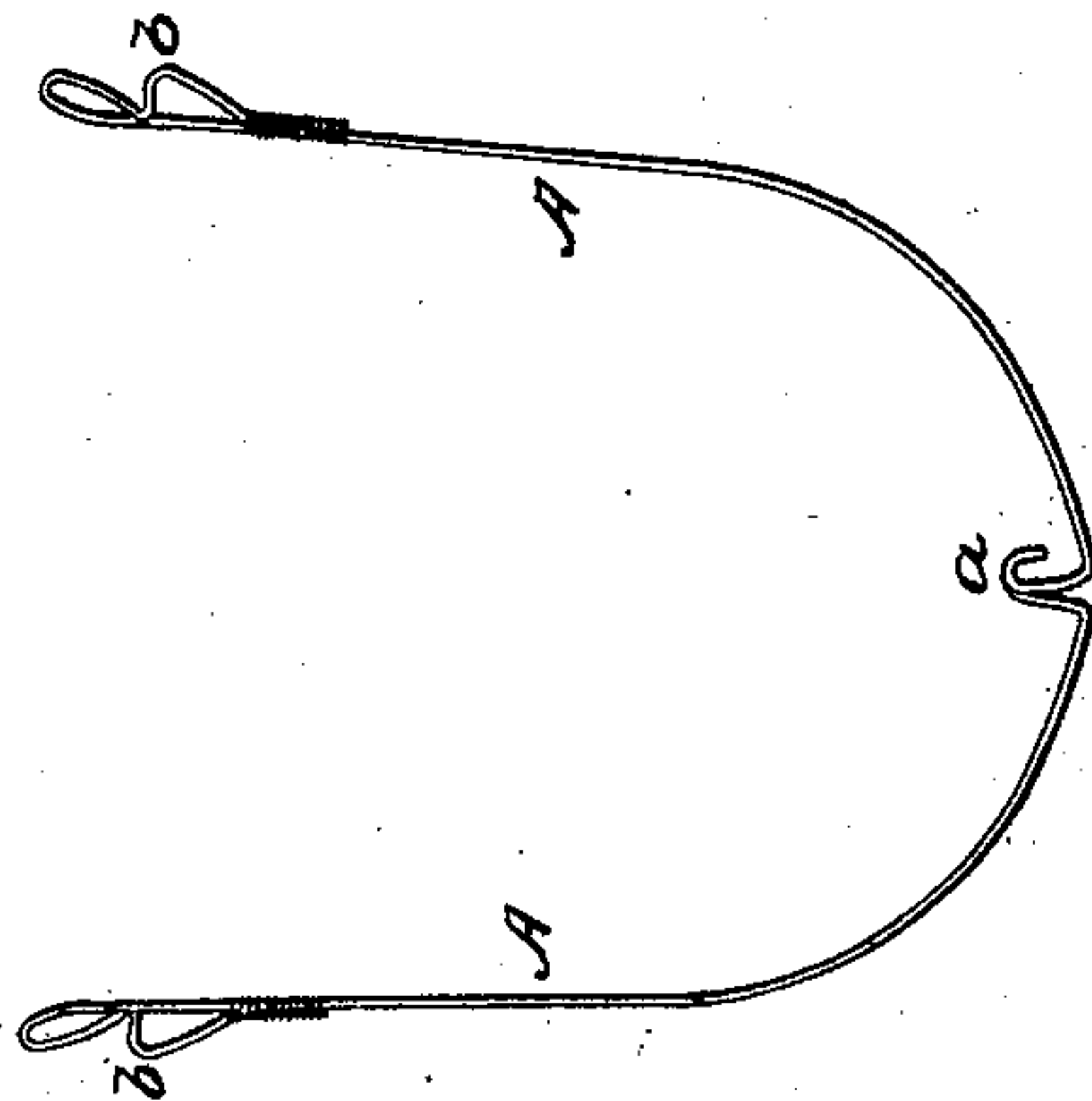
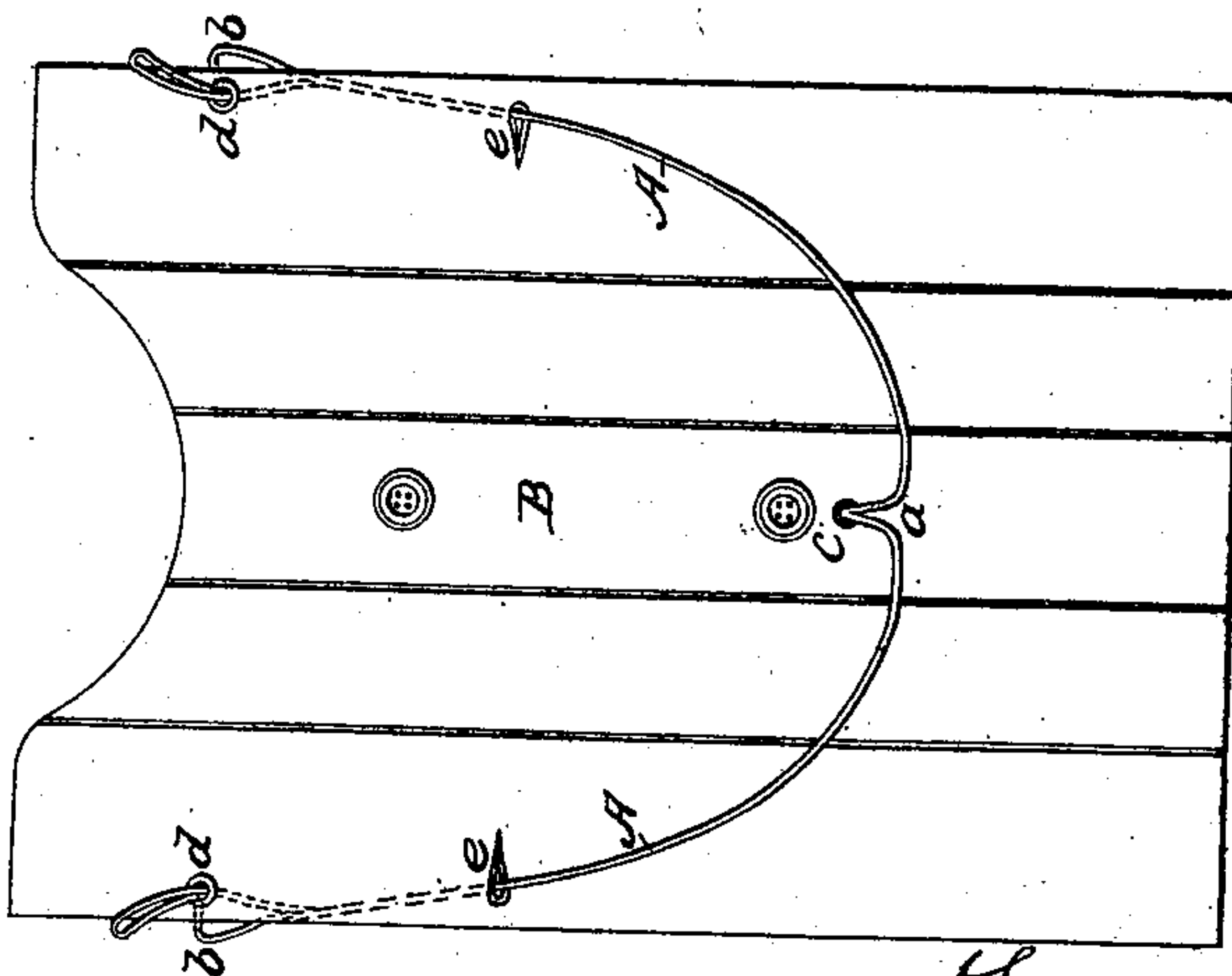


Fig. 1.



Witnesses.  
Arthur Neill  
J. P. Hale Jr

Inventor  
Samuel J. Shaw

# UNITED STATES PATENT OFFICE.

SAMUEL J. SHAW, OF MARLBORO, MASSACHUSETTS.

## SHIRT-BOSOM EXPANDER.

Specification of Letters Patent No. 30,842, dated December 4, 1860.

*To all whom it may concern:*

Be it known that I, SAMUEL J. SHAW, of Marlboro, in the county of Middlesex and State of Massachusetts, have made a new and useful Invention for Preserving or Insuring the Proper Fitting or Shape of a Shirt-Bosom While Being Worn by a Person; and I do hereby declare that the same is fully described in the following specification and illustrated in the accompanying drawings, of which—

Figure 1, is a front view of a shirt bosom as provided with one of my expanders to be hereinafter described. Fig. 2, is a perspective view of the expander, as it appears, when separated from the shirt bosom.

The difficulty of preserving the correct fitting of a shirt bosom while being worn on the body of an individual is a matter common to the experience of most persons. To obviate the same, I combine with a shirt bosom an elastic spring or wire so constructed and applied to the bosom as not only to expand it laterally, but to prevent it from wrinkling or working up in a longitudinal direction during any of the usual movements of the body of a wearer. This spring or expander is represented at A, in Figs. 1, and 2. It consists of a metallic or elastic wire provided with a hook, *a*, and two shoulders, *b, b*, the whole being arranged as shown in Fig. 2. One piece of wire may be bent in such manner as to form the hook the shoulders, and the spring, or, instead of so making the expander, the hook and shoulders or their mechanical equivalents may be otherwise applied to the spring or wire. For the application of the said expander to a

shirt bosom, B, as shown in Fig. 1, such bosom may be made with three eyelet holes, *c, d, d*, and two button holes or slits, *e, e*, all of which should be arranged in it as shown in Fig. 3, which is a front view of the bosom as separate from the expander. In applying the expander to the bosom, the two ends of the former are to be pressed toward each other, and respectively passed through the button holes or slits *e, e*. Next, such ends are to be inserted in the eyelet holes, *d, d*, until brought up by the shoulders, *b, b*. Finally, the hook, at the middle of the expander, is to be inserted in the eyelet hole, *c*. While the shoulders and the hook so applied to the eyelet holes and the slots, will serve to keep the expander in place, they also will operate to prevent contraction, of the bosom, in a longitudinal direction, the spring of the expander acting to strain the bosom laterally.

While the expander can be worn with little or no inconvenience, it will yield to the strains to which the bosom may be subjected, and will consequently restore it to shape. In order to prevent the wire of which the expander may be made from soiling the shirt bosom, such wire may be covered with thread either wound or braided upon it.

I claim—

A shirt bosom expander constructed substantially as described, and its arrangement and combination with a shirt bosom in manner and for the purpose specified.

SAMUEL J. SHAW.

Witnesses:

R. H. EDDY,  
F. P. HALE, Jr.