

# Tendler & Moeshlin, Sofa Bedstead.

N<sup>o</sup> 29,832.

Patented Aug. 28, 1860.

Fig. 1

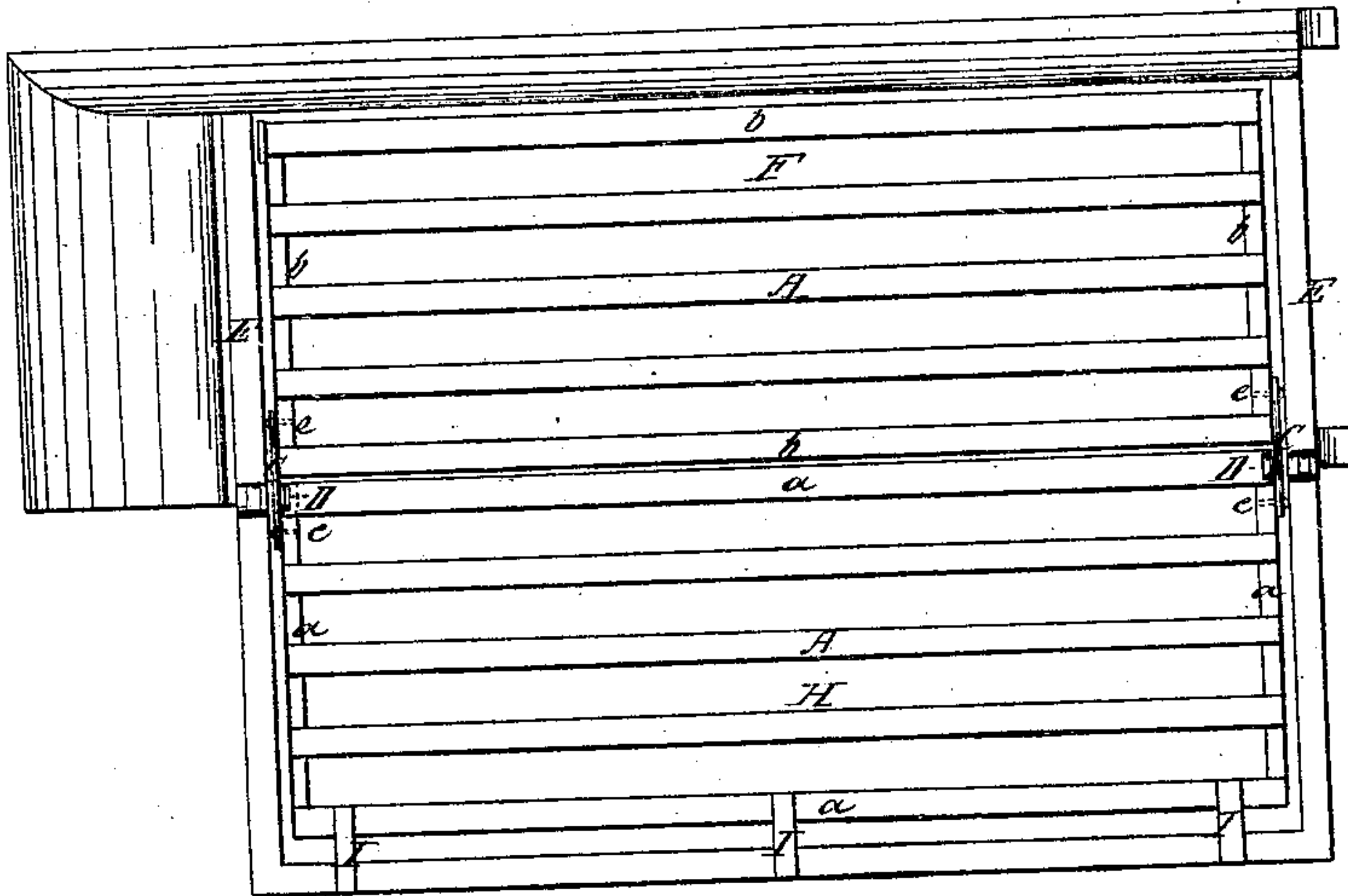


Fig. 2




Fig. 3

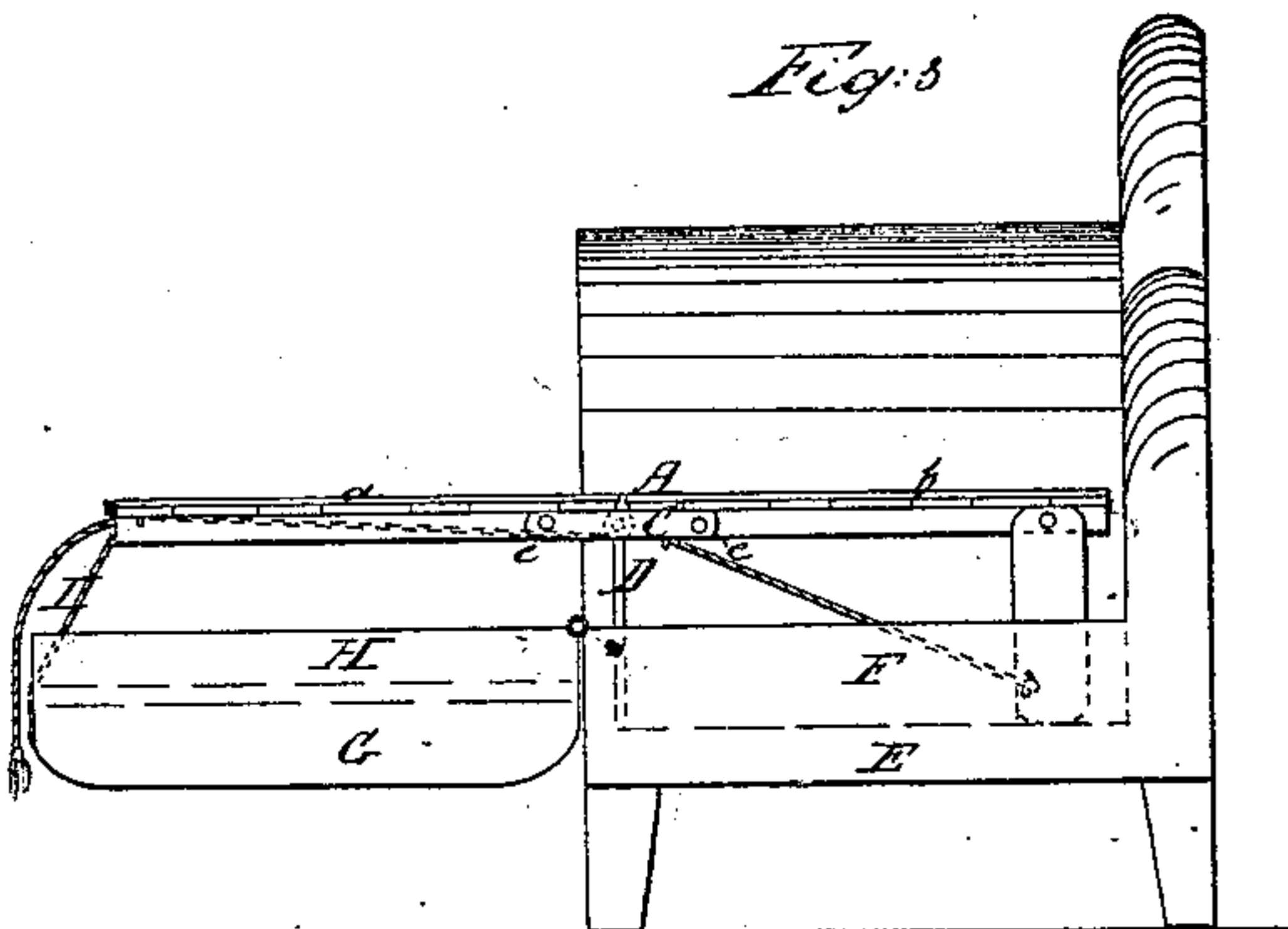
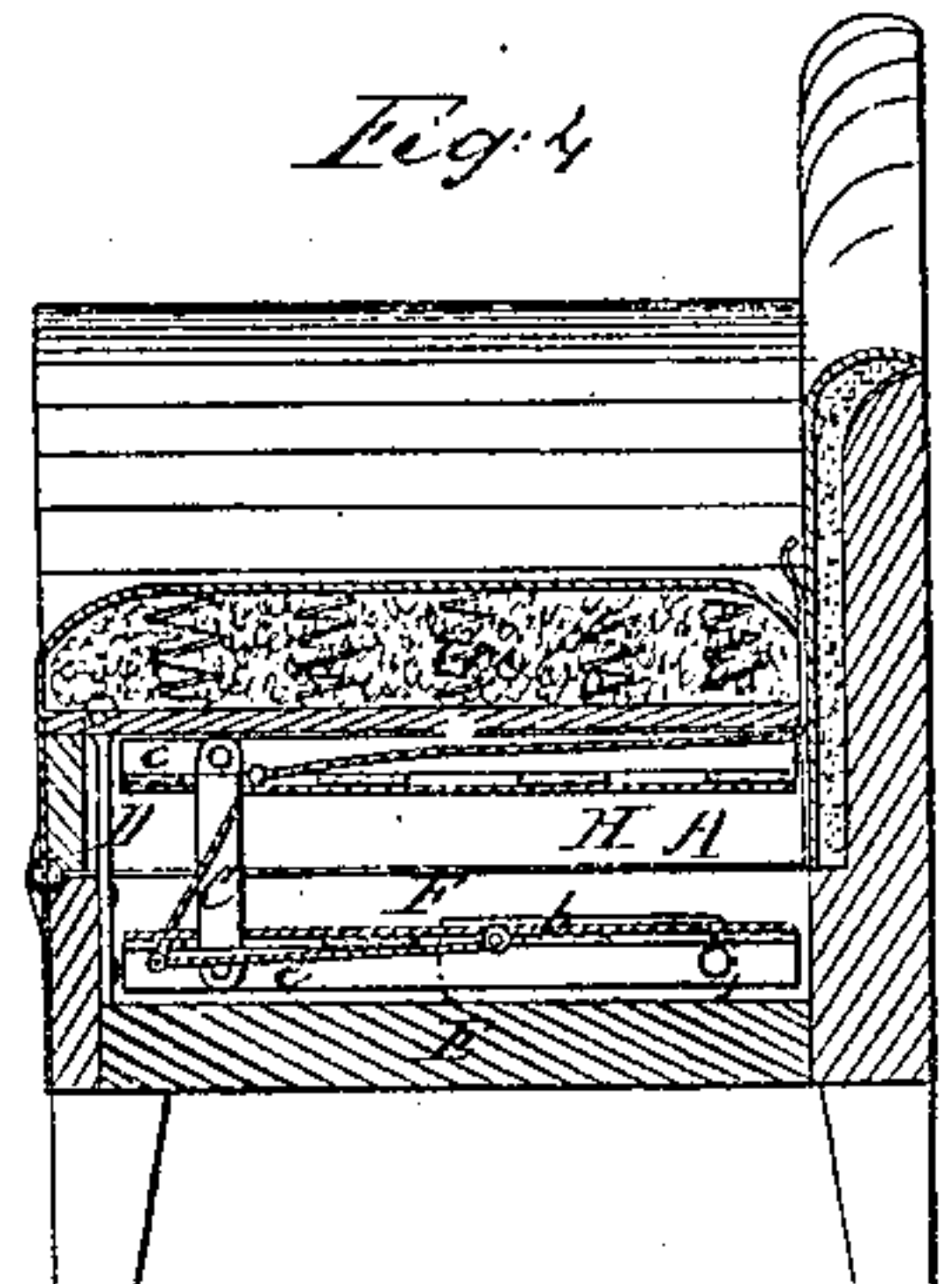


Fig. 4



Witnesses  
R. H. Ledy  
C. P. Hale, Jr.

Inventors  
W. Tendler  
John F. Moeshlin

# UNITED STATES PATENT OFFICE.

W. H. TENDLER AND JOHN F. MOESHLIN, OF CAMBRIDGE, MASSACHUSETTS.

## SOFA-BEDSTEAD.

Specification of Letters Patent No. 29,832, dated August 28, 1860.

*To all whom it may concern:*

Be it known that we, WILLIAM H. TENDLER and JOHN F. MOESHLIN, of Cambridge, in the county of Middlesex and State of Massachusetts, have invented a new and useful Improvement in the Sofa-Bedstead, and do hereby declare the same to be fully described in the following specification and represented in the accompanying drawings, of which—

Figure 1, is a plan; Fig. 2, a front elevation, and Fig. 3, an end view of the sofa bedstead in an unfolded state and furnished with our invention; Fig. 4, is a transverse section of it as folded together.

In constructing a sofa bedstead so as to operate in manner as hereinafter described, its mattress or bed foundation is to be made in two separate rectangular frames, *a, b*, on which the mattress is to be laid and fixed. The two parts of such foundation *A*, are, at each end of it to be connected together by a link or connection bar, *C*, placed flatwise against the end as shown in the drawings, and so as to lap an equal distance on each frame, *a, b*, the said bar, *C*, being connected to the two parts, *a, b*, by means of pins, *e, e*, going through the bar and so as to enable the latter to turn respectively on them.

The rear edge of the front mattress frame is hinged near each of its ends to the top part of a vertical standard or post, *D*, extended from and above a sofa frame, *E*, as shown in the drawings. This sofa frame is made with a chamber or recess, *F*, for reception of the mattress or bed and its foundation when they are folded together. Furthermore, there is a seat, *G*, hinged to the front part of the sofa frame and so as to be capable of being turned over upon the bed foundation and cover the same. The distance between the centers of both of the pins, *e, e*, of each of the bars, *C, C* should be somewhat greater than double the thickness of the mattress in order that such mattress may be bent in its middle, and one half of it be turned over upon the other half during the process of turning the front half of the bed foundation toward and over the rear half thereof. The frame of the seat, *G*, is also

made with a chamber or recess *H* for reception of the bed foundation while the latter may be in a folded state as shown in Fig. 4.

The front part of the bed foundation should be connected to the seat, *G*, by means of one or more flexible or lifting straps, *I I*, arranged as shown in Figs. 1, 2, and 3; and furthermore, each half of the bed foundation may be supplied with legs suitably applied to it and for further supporting it in a horizontal position when it may be unfolded or in the state shown in the said Figs. 1, 2, and 3.

When the two parts of the bed foundation are connected together and arranged with respect to the sofa frame and its seat and supported by posts applied to the sofa frame and the rear edge of the front half of such bed foundation substantially as described the mattress and its frame not only can be folded and unfolded simultaneously but when folded together they will be wholly inclosed within the recesses or chambers of the sofa and seat frames.

A sofa-bedstead constructed in the above described manner possesses decided advantages over those explained and represented in the specification and drawings of the United States patents, numbered 24267 and 27871, granted to us, as by means of it the mattress is not separate from its folding foundation but folds with the latter into and out of the sofa frame as the seat is either turned to the rear or to the front, in respect to such sofa frame.

We therefore claim—

The above described mode of arranging the mattress frames, and applying them together and to the sofa frame, viz., by means of a link, or connecting bar, *C*, and a post, *D*, arranged at each end of the sofa and with respect to the parts, *a, b*, the sofa and its seat and connected therewith substantially as specified.

W. H. TENDLER.  
JOHN F. MOESHLIN.

Witnesses:

R. H. EDDY,  
F. P. HALE, Jr.