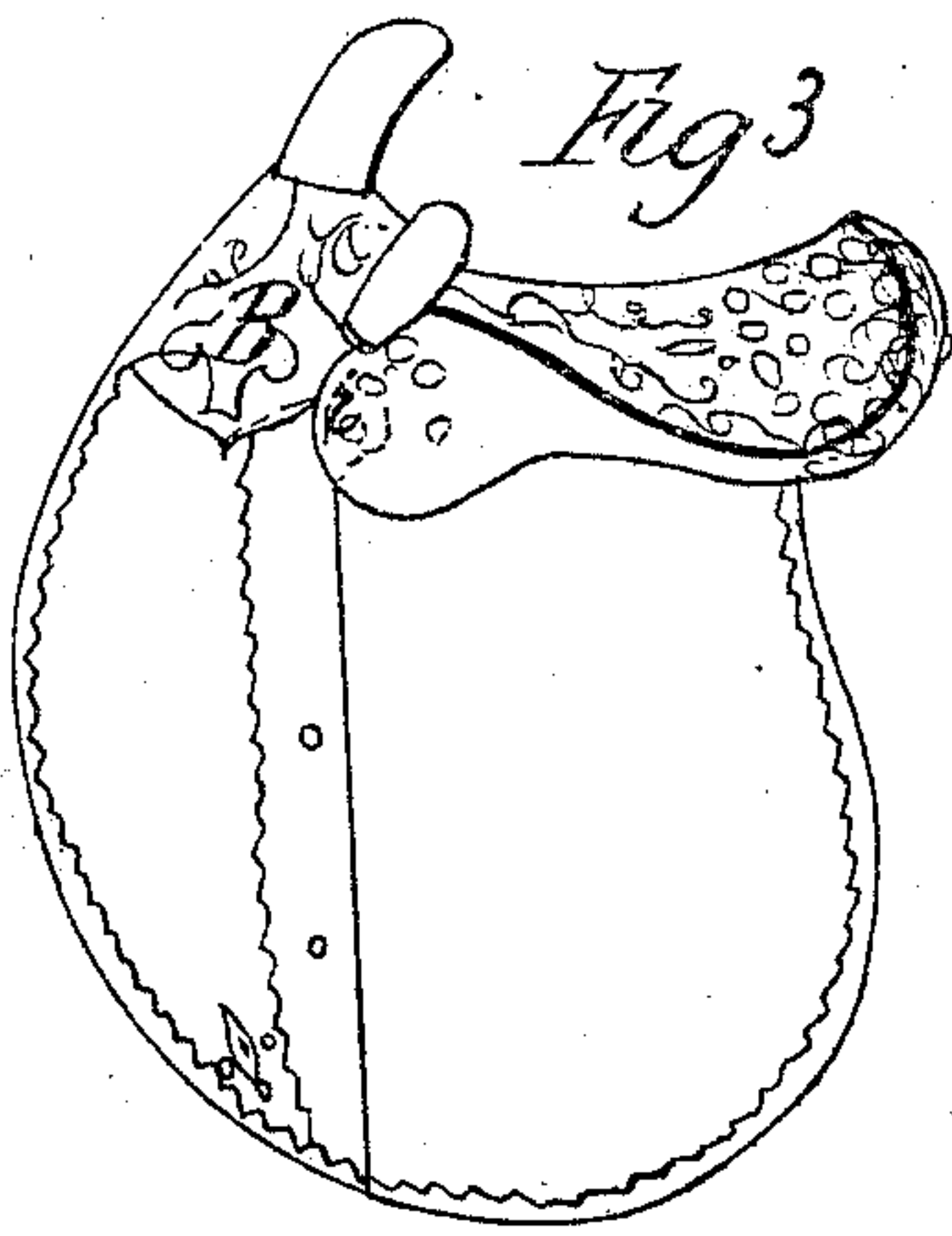
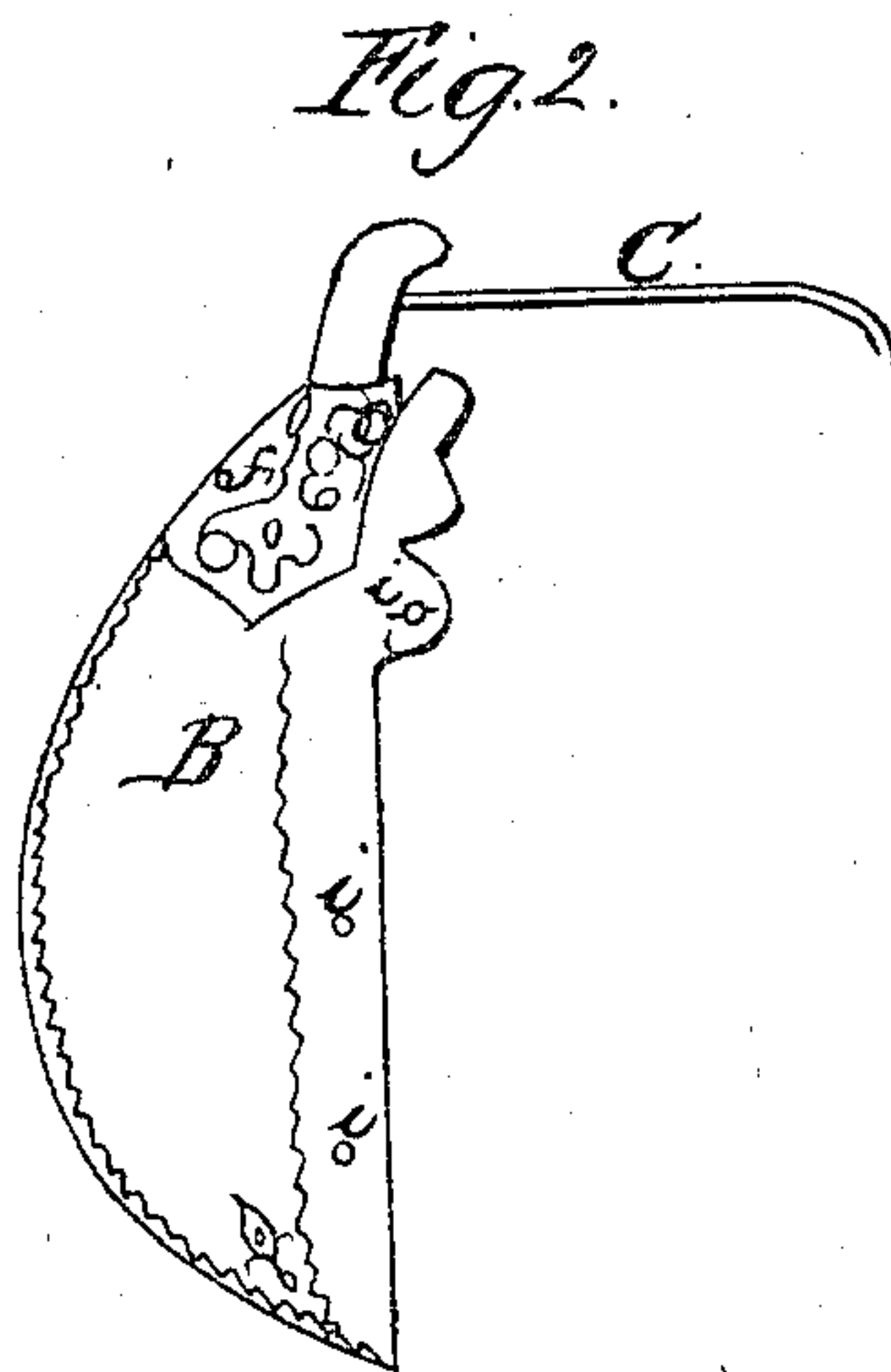
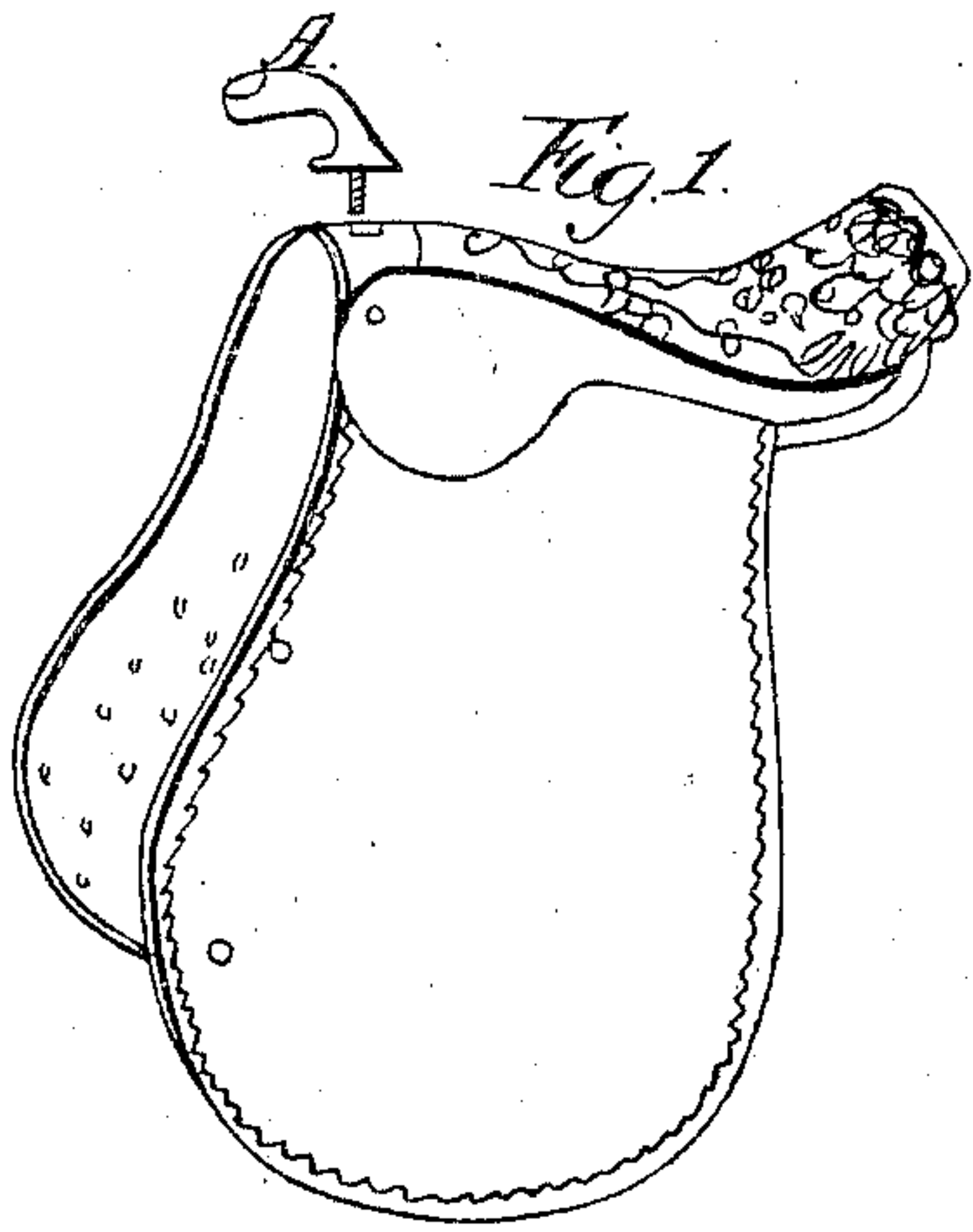


W. F. DEAN.
SADDLE.

No. 27,621

Patented Mar. 27, 1860.



Witnesses
M. R. Radtiff
J. R. Alexander

Inventor.
Wm. Frank Dean

UNITED STATES PATENT OFFICE.

WM. FRANK DEAN, OF BALTIMORE, MARYLAND.

SADDLE.

Specification of Letters Patent No. 27,621, dated March 27, 1860.

To all whom it may concern:

Be it known that I, W. F. DEAN, of the city and county of Baltimore and State of Maryland, have invented certain new and useful Improvements in Saddles; and I do hereby declare the following to be a full, clear, and exact description of the same, reference being had to the accompanying drawings and the letters of reference marked thereon.

The nature of my invention consists in converting a gentleman's saddle into a lady's or side saddle by means of an adjustable pommel.

To enable others skilled in the art to make and use my invention, I will now proceed to describe its construction and operation.

Figure (1) is a perspective view of the gentleman's saddle. Fig. (2) is a side elevation of the adjustable pommel. Fig. (3) is a side elevation, showing the gentleman's saddle converted into a side saddle by means of the adjustable pommel. Fig. (4) are the two pommels or horns detached from the skirt and showing the screw by which it is secured to the saddle.

In Fig. (1) is seen the ordinary saddle for gentleman. (A) represents a horn which is secured by means of a screw on its end, as shown in the drawings. (B) represents the adjustable pommel, embracing also a portion of the skirt. Said pommel is constructed precisely similar to that portion of the ordinary side. (C) represents a support which is secured in a permanent manner to one of the pommels or horns, as seen in Fig. (2).

When the adjustable pommel (B) is properly adjusted, said support (C) is secured to the back of the saddle by means of a slide or hook. Thus this support acts both as a brace to the rider and also to the adjustable pommel (B). (*i i*) represent pins, or hooks, by which the portion of skirt on pommel (B) is attached to the skirt of the main saddle, thereby widening it and causing it to assume the shape and appearance of the ordinary side saddle. In Fig. (4) is seen the two pommels or horns before the portion of skirt is attached. (*a*) represents a screw by means of which the adjustable pommel (B) is secured to the saddle.

Thus it will be seen that in converting a gentleman's saddle into a lady's or side saddle, I first unscrew the horn (A), and place the adjustable pommel (B) in its proper position and secure it by screw (*d*) to the saddle. The hooks or pins (*i i*) are then hooked into the skirt and support (*c*) attached to the back of the saddle, which is then ready for use.

Having thus fully described my invention, what I claim and desire to secure by Letters Patent is—

The side adjustable pommels (B), or its equivalent in combination with a gentleman's saddle, for the purpose of converting the same into a lady's saddle, substantially as set forth.

WM. FRANK DEAN.

Witnesses:

T. H. ALEXANDER,

M. V. B. RADCLIFFE.