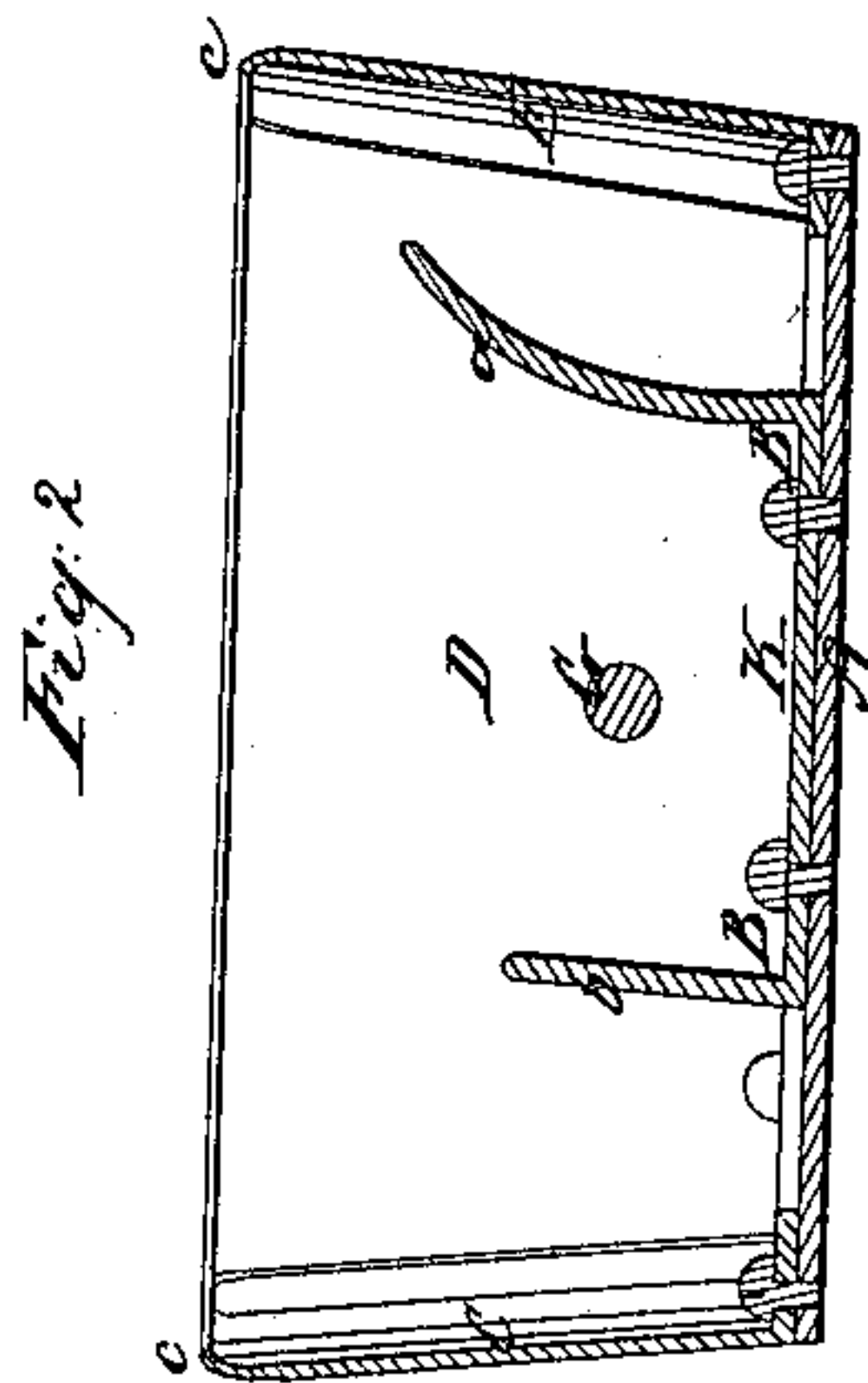
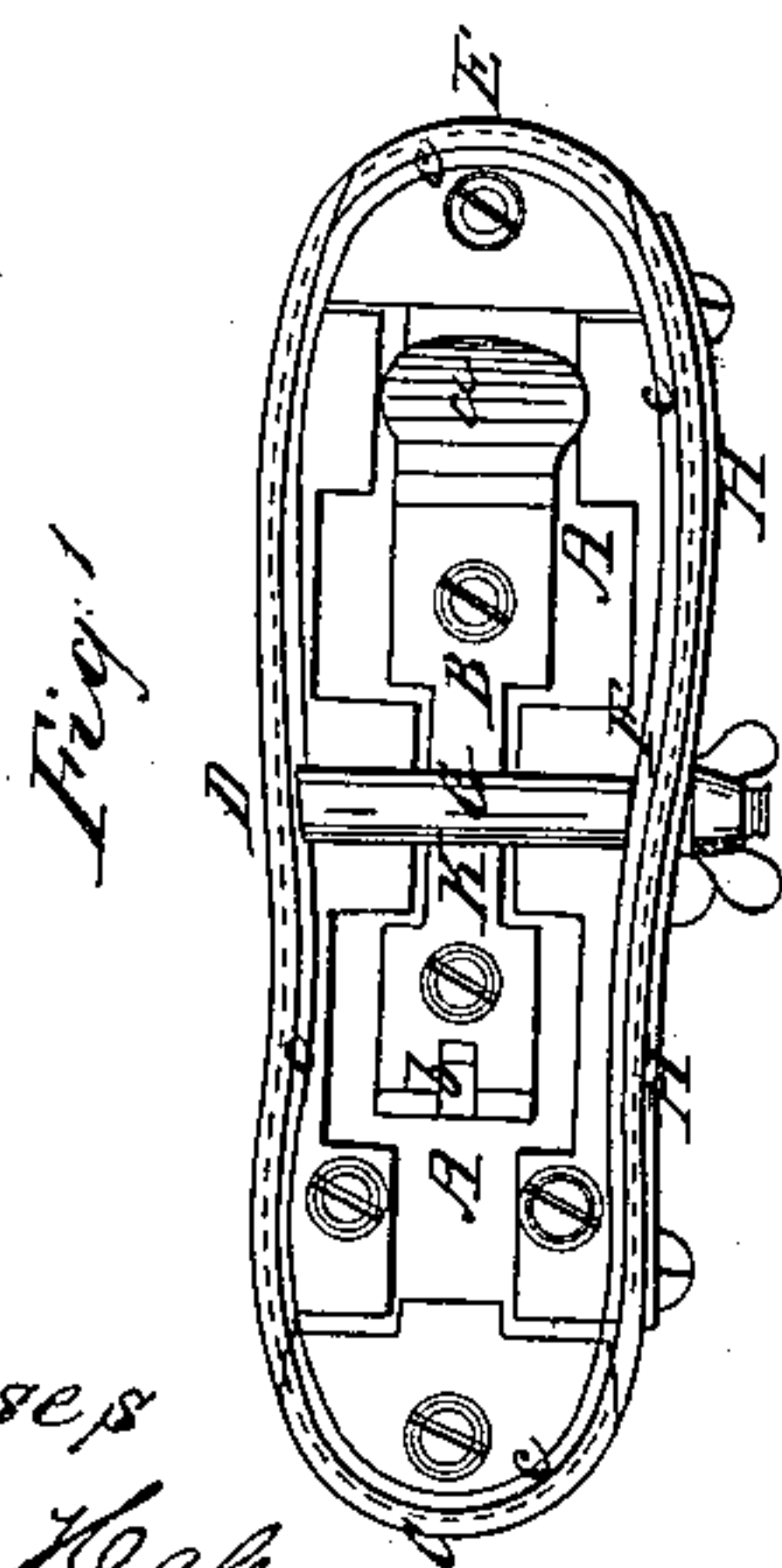

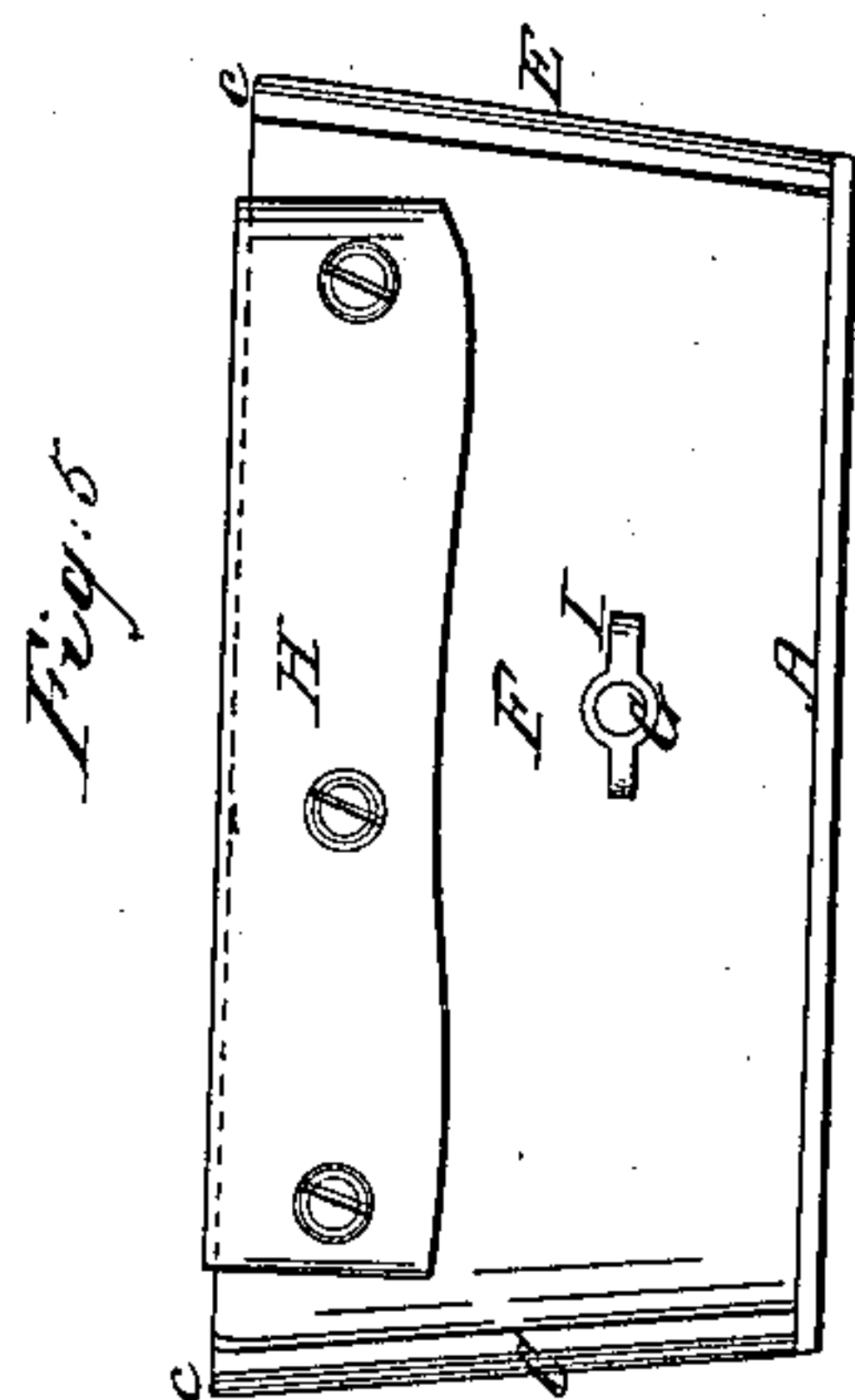



J. Jenkins,
Shoe-Sole Machine,
N^o 25,202, Patented Aug. 23, 1859.



Witnesses
A. P. Hall
Arthur N. Hill

Inventor
Jacob Jenkins

UNITED STATES PATENT OFFICE.

JACOB JENKINS, OF LYNN, MASSACHUSETTS.

MECHANISM FOR PROTECTING THE UPPER OF A BOOT OR SHOE WHILE APPLYING THE SOLE.

Specification of Letters Patent No. 25,202, dated August 23, 1859.

To all whom it may concern:

Be it known that I, JACOB JENKINS, of Lynn, in the county of Essex and State of Massachusetts, have invented a new and useful apparatus or mechanism for protecting the upper of a boot or shoe from being cut or defaced during the operation of applying a sole thereto and while the same is being finished, and I do hereby declare that the same is fully described and represented in the following specification and the accompanying drawings, of which—

Figure 1, denotes a top view of it; Fig. 2, a vertical and longitudinal section. Fig. 3, is a bottom view and Fig. 4, represents a top view of it as applied to a shoe; Fig. 5, a side elevation showing the adjustable gage to be hereinafter described.

The nature of my invention consists in the arrangement of a shoe jack (or mechanism for supporting the toe and heel parts of a boot or shoe) a guard or protector of peculiar construction (the same encompassing the upper of such boot or shoe or so much of the same as extends above the bottom surface of the last) and a clamping contrivance for adjusting the protector to the contour of the shoe, the whole being as hereinafter set forth.

It also consists in the application and arrangement of an adjustable gage to the protector whereby the fitting of the outer sole to the insole and upper, is not only greatly facilitated but rendered certain of being affixed in its true and proper position.

In the drawings A, denotes the bed or base plate of the apparatus having the jack B, (or contrivance for supporting the toe and heel of a shoe) firmly secured thereto. The toe and heel supports *a, b*, project vertically or at right angles to their confining plate K, as seen in Fig. 1. Furthermore to the top surface of the said bed A, four or any other suitable number of curved vertical plates C D E F, are secured, by means of screws passing through flanges or ears extending at right angles from each. These plates I construct of brass or other suitable metal and form around the top of each a small flange *c*, as shown in the drawings. Each of the two side plates D, F, have their ends curved and so as to lap upon and partially embrace the end pieces C, E, such being so formed for the purpose of drawing such end pieces or plates into their

proper positions when the said side plates are drawn together. For the purpose of clamping the said protector plates around the upper of a boot or shoe and so as to bring the flanges of the several parts over a small portion of the upper that may lap on the sole I employ a screw G, which passes transversely through the side plates D, F, and has a female screw or thumb nut I, on its smaller end as shown in the drawings.

In order to enable a person (whether more or less skillful) to properly apply the outer sole to the insole and upper by means of cement, I affix to the plates C D E F, an adjustable gage which entirely surrounds the protector and is composed of several sections, one of which (H) is shown on the drawings. By means of such gage we have a means of readily placing a sole in its true position, or so as to have its edge project an equal distance beyond the entire perimeter of the upper.

In making my invention I have sought for a means of remedying many of the existing evils in the manufacture of boots and shoes. It is a fact well known to manufacturers and those engaged in the sale of boots and shoes that thousands if not hundreds of thousands of dollars are lost every year by the defacement or cutting of the upper leather comprising such shoes and boots. With an apparatus constructed in the above described improved manner, these defects are entirely obviated as in paring down the edge of the sole the knife is not brought in contact with the upper but glides along the side of the protector, the flange thereof not only preventing the edge of the knife from coming in contact with the upper, but also keeps all dirt from falling down upon the upper and moreover in case the outer sole is to be attached to the upper and insole by cement it confines such cement within its proper limits or on the bottom of such sole and upper.

My apparatus is intended for the application of soles to the bottoms of boots and shoes, whether they are to be pegged or sewed or secured by cement. In case cement is used the flange forms a complete limit for the cement and of course protects the upper from defacement.

In the operation of the above described apparatus the gage H, having been suitably adjusted with reference to the plates C D E

F, the clamp screw is to be turned until the plates are sufficiently extended to admit of a last having an insole and upper properly affixed to it, to be placed upon the jack or
5 last supporter. When suitably arranged thereon the protector or plates C D E and F, are to be drawn together by means of the adjusting screw G, until the said plates with their flanges properly embrace the insole
0 and upper. Under these circumstances the said plates and flanges not only serve to draw the upper smoothly over the last and insole but greatly facilitates the operation of lasting the shoe. After the upper and insole
5 are properly connected, the outer sole may be secured thereto by pegging, sewing, or by means of cement.

Having thus described my invention what I claim is as follows:

0 1. I claim the above described arrangement of a shoe jack (or mechanism for supporting the toe and heel parts of a boot or shoe) a guard or protector constructed essen-

tially in manner as set forth (the same being made to encompass the upper of a boot or shoe or so much of it as extends above the
25 bottom surface of the last) and a clamping contrivance for adjusting the protector to the contour of the shoe, the whole being made to operate together as and for the pur-
30 pose set forth.

2. I also claim the above described application and arrangement of an adjustable guard to the protector whereby the fitting of the outer sole to the insole and upper is not
35 only greatly facilitated, but is rendered certain of being fixed in its true and proper position.

In testimony whereof I have hereunto set my signature this 12th day of July, A. D. 40
1859.

JACOB JENKINS.

Witnesses:

F. P. HALE, Jr.,
ARTHUR NEILL.