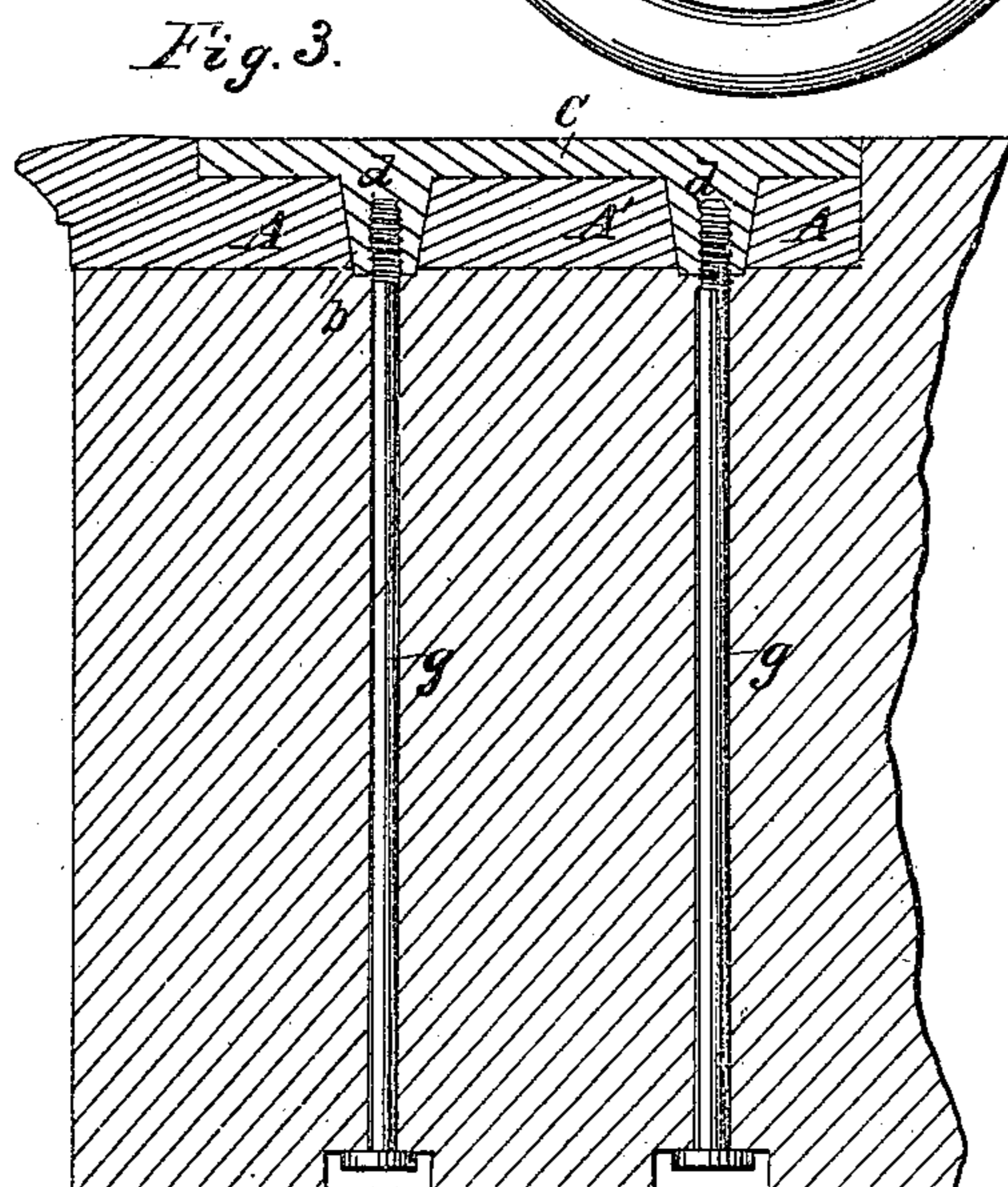
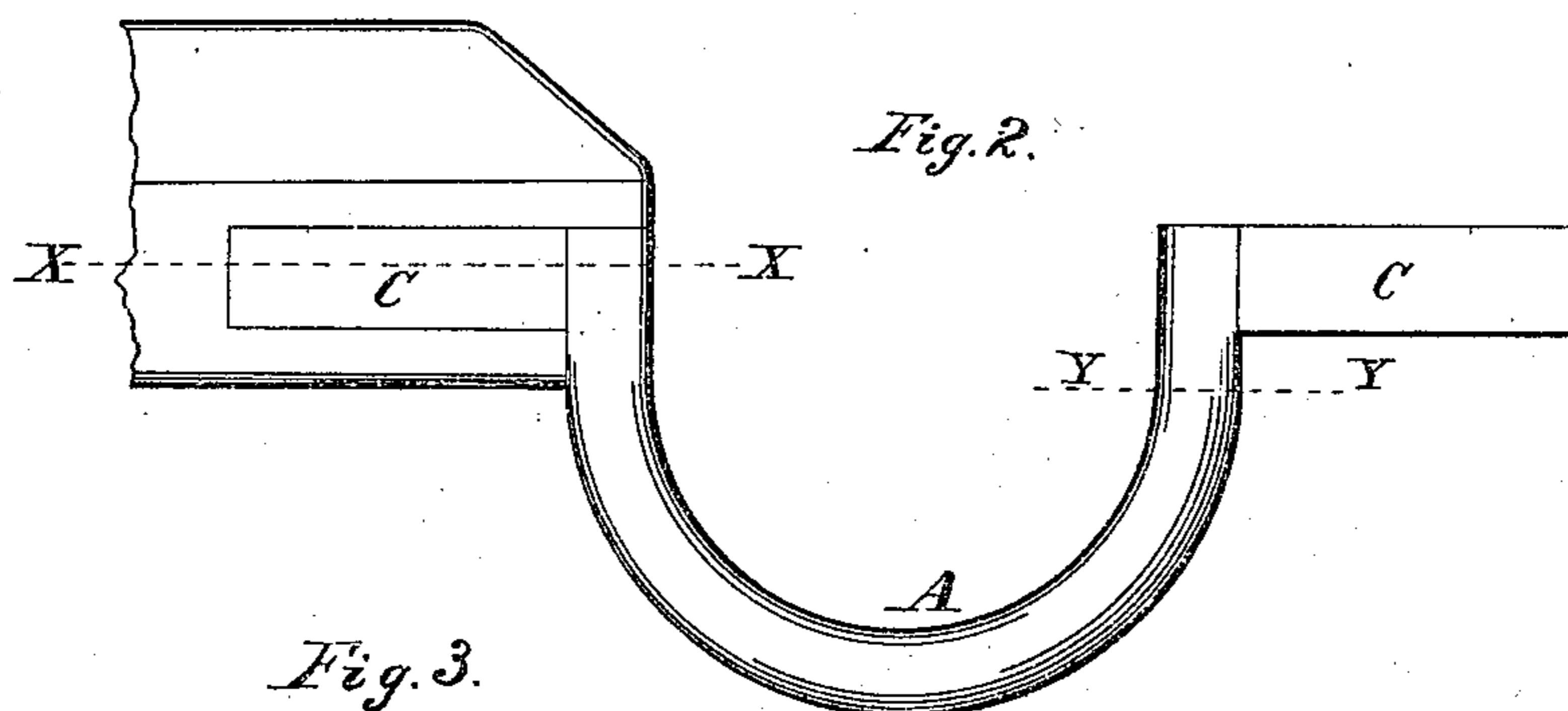
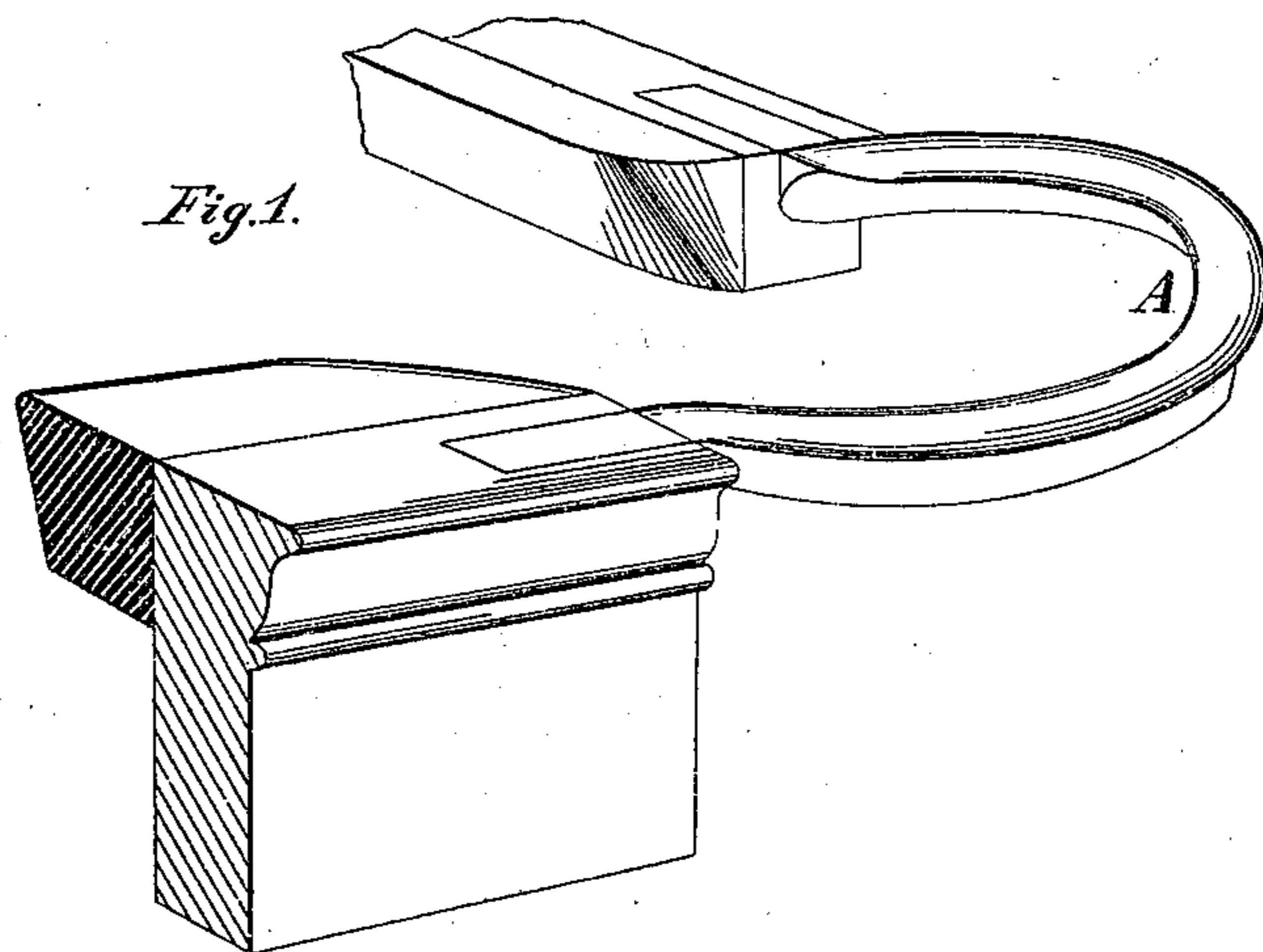


J. M. BRUNSWICK.
POCKET HANDLE FOR BILLIARD TABLES.

No. 24,279.

Patented June 7, 1859.



Witnesses:
H. Clifton
D. O. Paige

Inventor:
J. M. Brunswick

UNITED STATES PATENT OFFICE.

JOHN M. BRUNSWICK, OF CINCINNATI, OHIO.

POCKET-HANDLE FOR BILLIARD-TABLES.

Specification of Letters Patent No. 24,279, dated June 7, 1859.

To all whom it may concern:

Be it known that I, J. M. BRUNSWICK, of the city of Cincinnati, in the county of Hamilton and State of Ohio, have invented
5 a new and useful Improvement in Pocket-Handles for Billiard-Tables; and I do hereby declare that the following is a full and clear description thereof, reference being had to the accompanying drawings and to
10 the letters of reference marked thereon and made to form a part of this description.

The nature of my invention relates to the construction of pocket handles for billiard tables of vulcanized gutta percha or india
15 rubber, in such form and manner as to be conveniently attached to billiard tables, to take the place of metallic handles now in common use for like purposes.

It is a well known fact that billiard balls
20 receive serious injury by being driven with great force against the acute angles of the metallic pocket-handles now in common use, and that said balls in consequence thereof are soon rendered unfit for use. After
25 thorough experiment, I have discovered that the aforesaid difficulty may be obviated by constructing said handles of vulcanized gutta percha or india rubber, which substances, while they possess sufficient firmness
30 to withstand the shock of the ball, at the same time retain a certain degree of elasticity which prevents the balls from being injured by the concussion; and at the same time the gutta percha or india rubber handles, are susceptible of a high finish, re-
35 quire no covering, retain their polish after long usage, and are easily secured in their proper places for use as hereinafter set forth and represented.

40 In reference to the accompanying draw-

ings Figure 1, is a perspective view, of a gutta percha, corner, pocket handle, its ends being covered with suitable metallic plates, and secured to the rail of the table. Fig. 2, is a top view of a side pocket handle, ar-
45 ranged in a similar manner. Fig. 3 is a vertical sectional view, taken through the red line (x, x) showing the manner of securing the handle to the table. Fig. 4, is a vertical transverse sectional view of the
50 handle taken through the red line (y, y) showing its lateral configuration.

(A) represents the gutta percha pocket handles, the ends of which are made with shanks (A') Fig. 3, which are inserted in
55 the rail of the table. The shanks (A') have in them openings (b). (C) are metallic plates, formed to fit and cover the shanks (A') of the handles (A), and also with projections (d) which are made to fit the open-
60 ings (b) as represented clearly in Fig. 3. The projections (d) are made with female screws which receive the screw bolts (g) by means of which the handles (A, A') are
65 secured rigidly in their places for use.

Having described my invention, what I claim as new and desire to secure by Letters Patent, is—

The pocket handles (A, A') arranged and secured substantially as described, and
70 formed of vulcanized gutta percha or india rubber, as a new article of manufacture, for the purposes set forth.

In testimony of which invention I have hereunto set my hand.

J. M. BRUNSWICK.

Witnesses:

H. E. CLIFTON,
D. O. PAIGE.