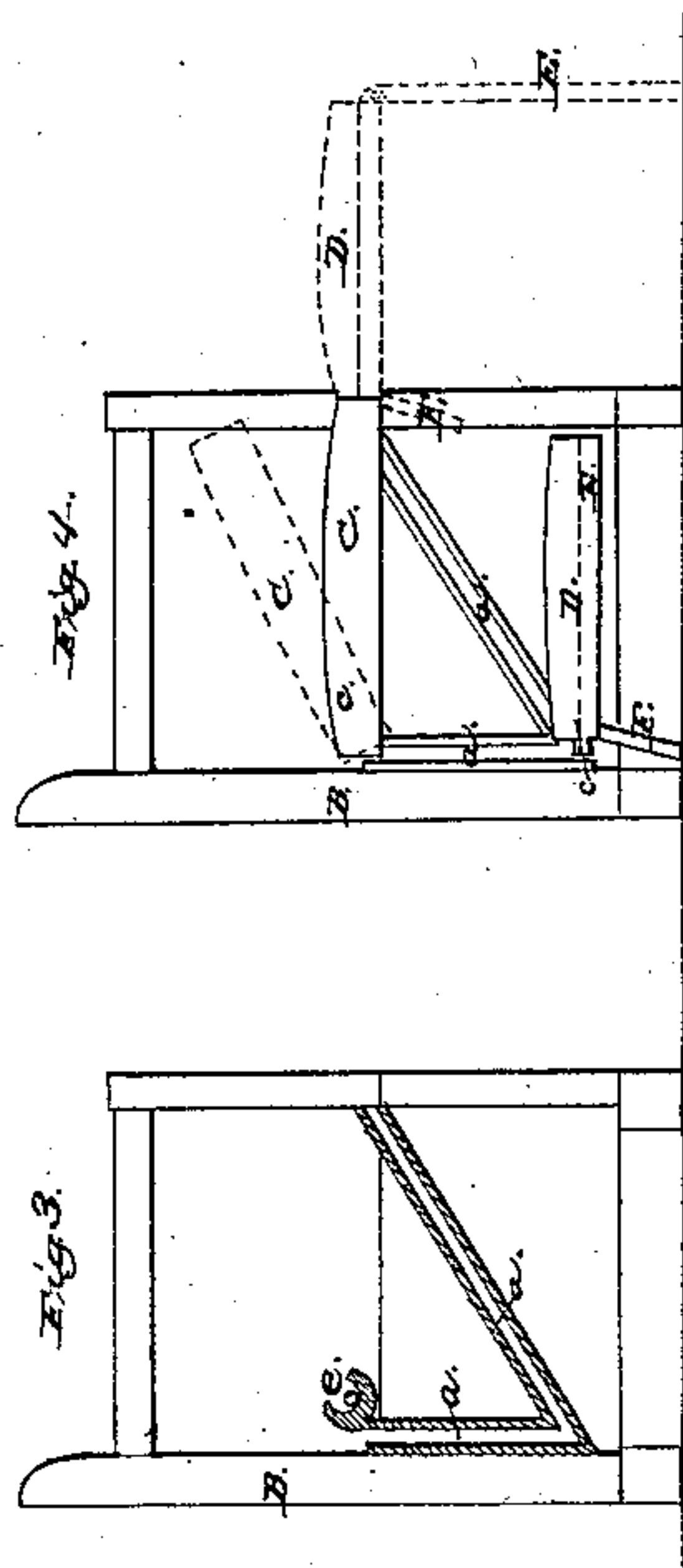
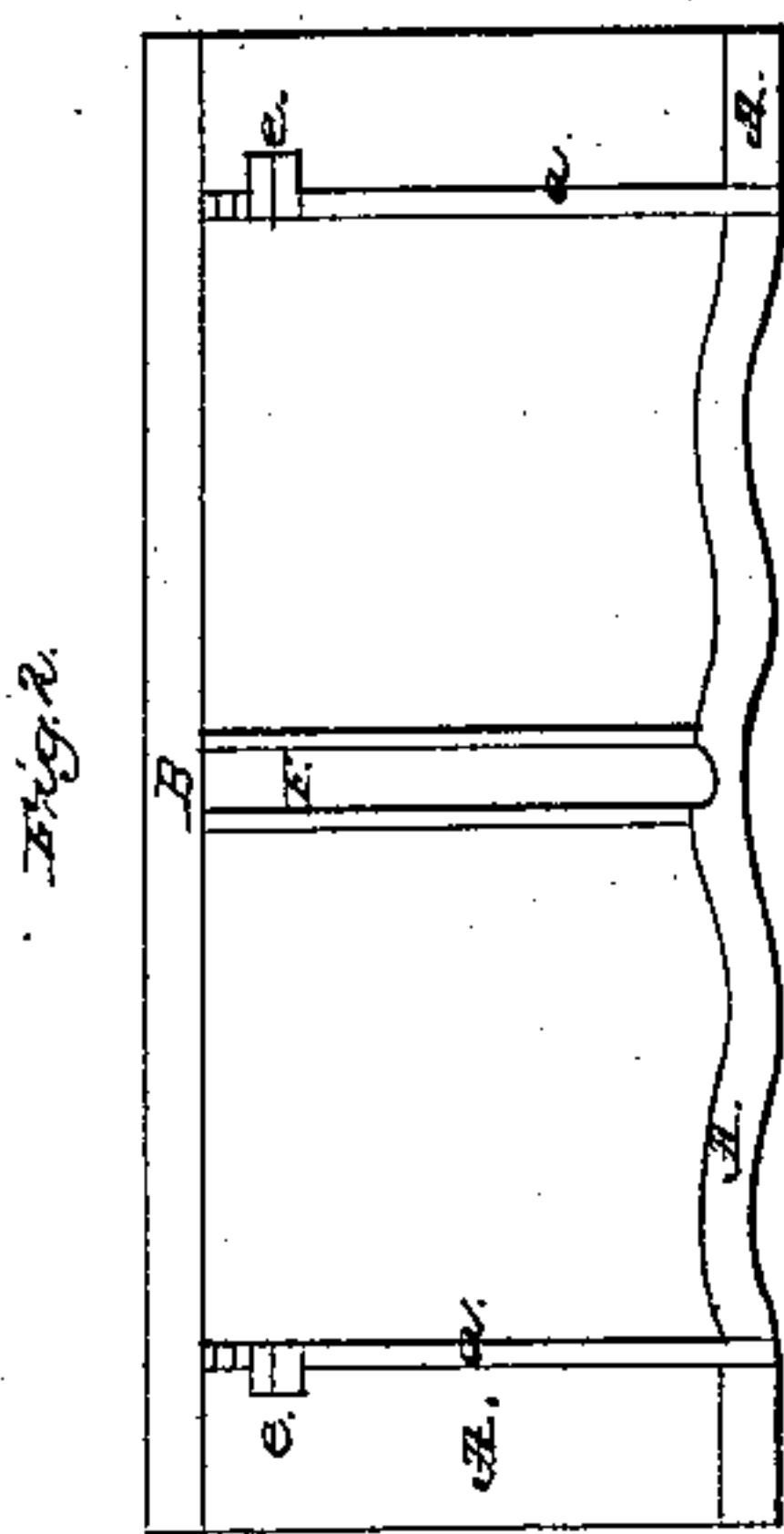
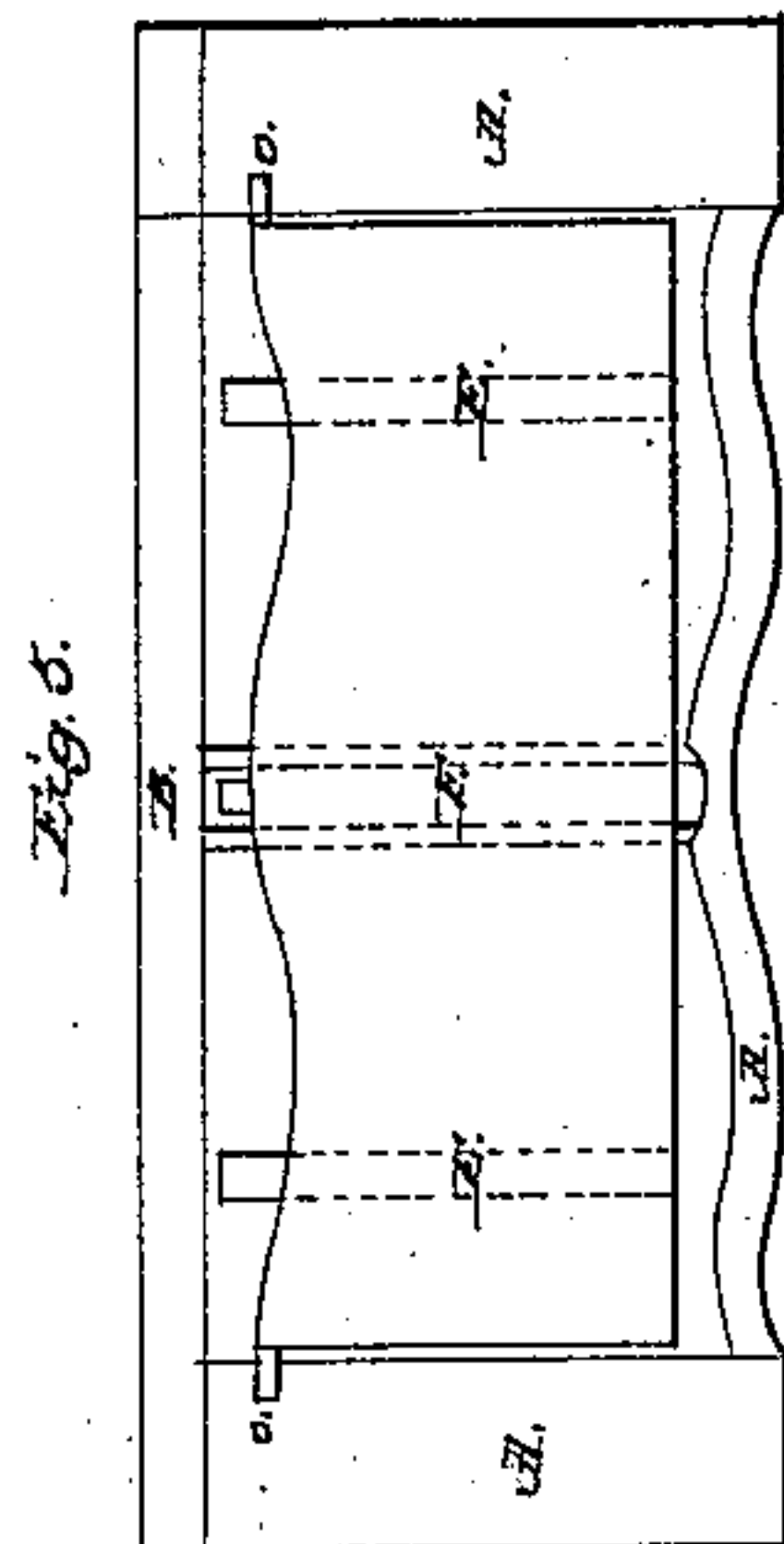
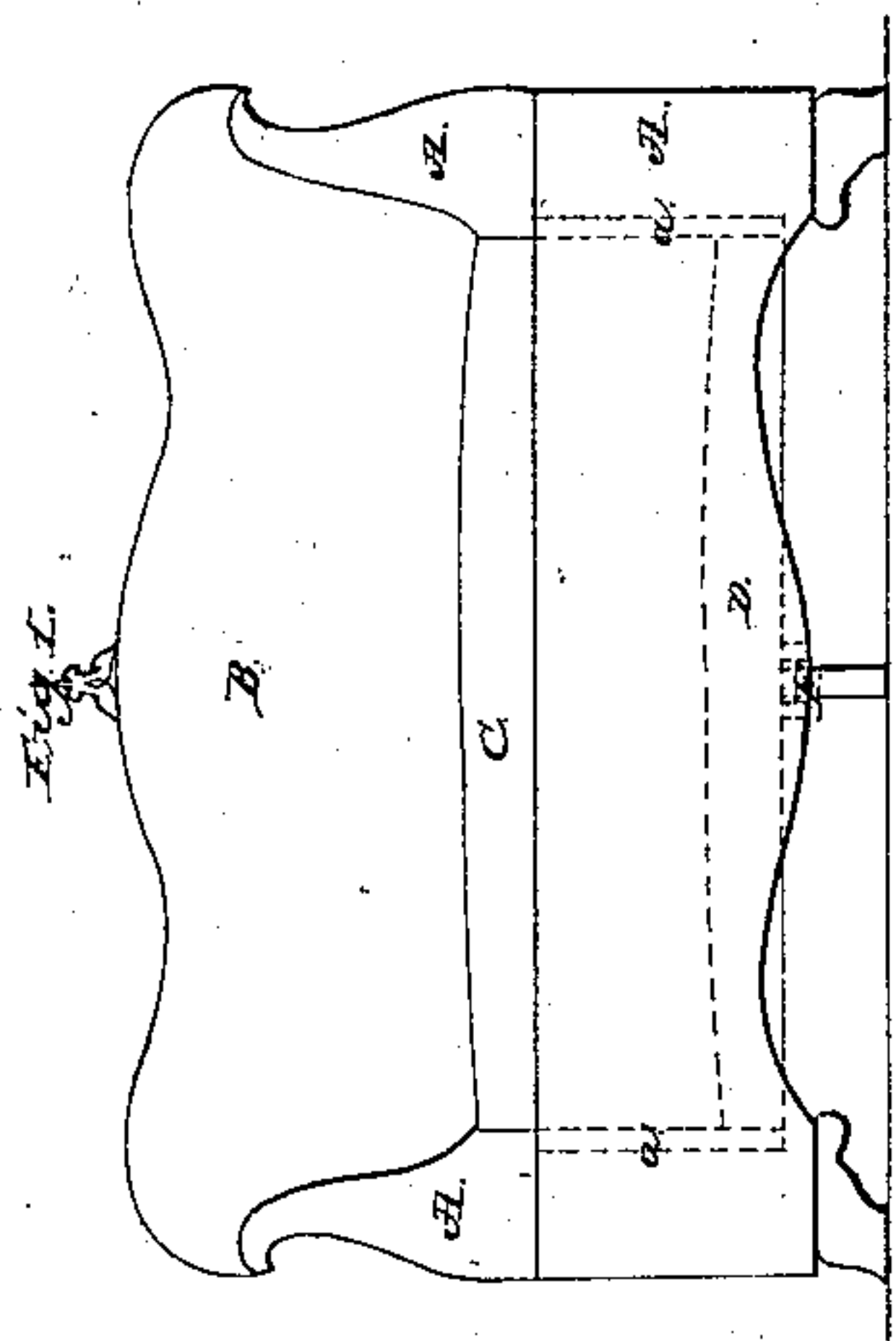


K. Borren,
Sofa Bedstead,

N^o 23,806.

Patented Apr. 26, 1859.



Attest:
Wm. Wehle
Notary Public

Inventor:
Kenneth Borren

UNITED STATES PATENT OFFICE.

K. BORREN, OF NEW YORK, N. Y., ASSIGNOR TO PETER SCHNEIDER, OF SAME PLACE.

SOFA-BEDSTEAD.

Specification of Letters Patent No. 23,806, dated April 26, 1859.

To all whom it may concern:

Be it known that I, KOMMOIN BORREN, of the city, county, and State of New York, have invented a new and useful Improvement in Extension Sofa-Bedsteads, and that the following is a full, clear, and exact description thereof, reference being had to the annexed drawings, in which—

Figure 1, is a front elevation; Fig. 2, a horizontal view of the frame; Fig. 3, an interior side view; Fig. 4, a vertical cross-section; Fig. 5, a horizontal view of the drawer.

Similar letters of reference indicate corresponding parts in the various figures.

The nature of my invention consists in constructing a sofa-bedstead with an interior drawer, which may be pulled out and united with the sofa seat, so as to form one bed or couch, by the application of ways to the interior of the sofa-frame, as will be hereinafter described.

To enable others skilled in the art to make and use my invention I will proceed to describe its construction and application.

My sofa-bedstead consists of a frame, a sofa seat, an interior drawer with two legs and an arrangement for securely removing the said drawer and placing the same beside the sofa seat and on a level with the same.

The frame consists of the front A, two sides A A and the back B. The central parts of the lower end of the front and back are united by two horizontal rods at F leaving a space between the two rods for the purpose of admitting a stay F of the interior drawer.

The sofa seat C is provided at its back end with two pins or axles *c* (one of which is only shown in the drawing) resting in two cavities at *e* of the sides, in such a manner that the said sofa seat may be partially turned upward on the said pins.

The interior drawer D rests on the two horizontal rods at F, on the stay F and on two pins *o*, *o* placed at the two back ends of the said drawer. When the sofa-bedstead is used as a sofa the said drawer is hidden by the frame and by the sofa seat.

Each side of the frame is provided on the inside with one vertical groove *a* near the back and one slanting groove *a* leading from

the lower end of the back to the upper end of the front frame. The two end pins *o o* of the drawer are placed in these grooves and thereby the interior drawer may be drawn out of the frame; the grooves serving as a guide to the pins.

When the drawer is to be removed entirely for the purpose of repair or for other purposes, the sofa seat is first removed and the drawer is lifted from the frame by the pins being moved in the vertical grooves *a*.

When the sofa is to be used as a bedstead, the seat D is partially turned on its pins, the drawer is pulled toward the outside by gliding the pins in the slanting grooves, until the said drawer is in a level with the usual position of the seat, when the seat is again turned down and the two legs E E placed in the body of the drawer are pushed out and turned downward so as to support the drawer in its present position; when the drawer and the seat will be united in one bed or couch. The stay F will move at first between the two rods at F thus assisting in the guidance of the drawer during the sliding operation, and when the said drawer is in its horizontal position on a level with the seat the said stay will rest against the inside of the front frame and will thereby afford additional stability to the drawer.

Fig. 4 represents the operation of changing the sofa into a bedstead. The black lines showing the position of the various parts, when used as a sofa the black dotted lines *c* represent the partial turning of the seat, to afford the necessary front opening for pulling out the drawer, and the red lines show the position of the drawer and of its legs after the change is completed.

I deem it proper to say that the ways or grooves may be sunk into the sides or may project from the same and in the latter case it will be well to make these ways or grooves of iron or other durable material. The central part of the front of the drawer is provided with a strap or band *n* for the purpose of facilitating the drawing or pulling of the same.

What I claim as new and desire to secure by Letters Patent is:

1. Constructing a sofa bedstead with an interior drawer, which may be pulled out and united with the sofa seat, so as to form

one bed or couch, by the application of ways or grooves *a* to the inside of the sofa frame substantially as described.

5 2. The horizontal rods *F* of the sofa frame in combination with the stay *F* of the interior drawer for the purpose of more securely guiding the said drawer substantially as described.

3. Providing the drawer with two back pins *o, o*, in the manner and for the purpose 10 substantially as described.

KOMMOIN BORREN.

Witnesses:

CHARLES WEHLE,
HENRY FREUDENBURG.