

H. E. Richards,

Supporting Furniture Feet,

Nº 22,213.

Patented Dec. 7, 1858.

Fig. 1

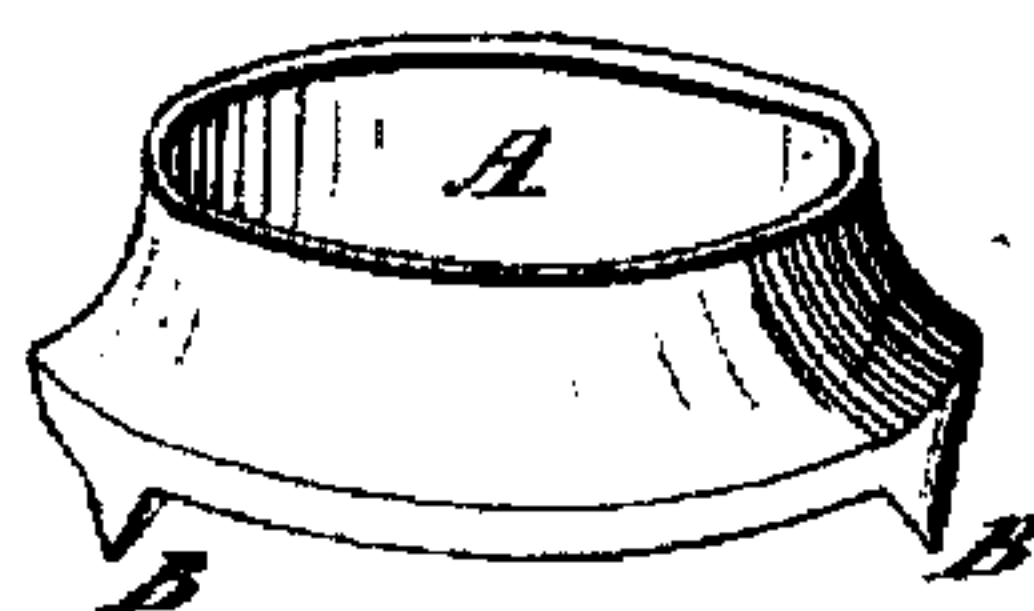


Fig. 2

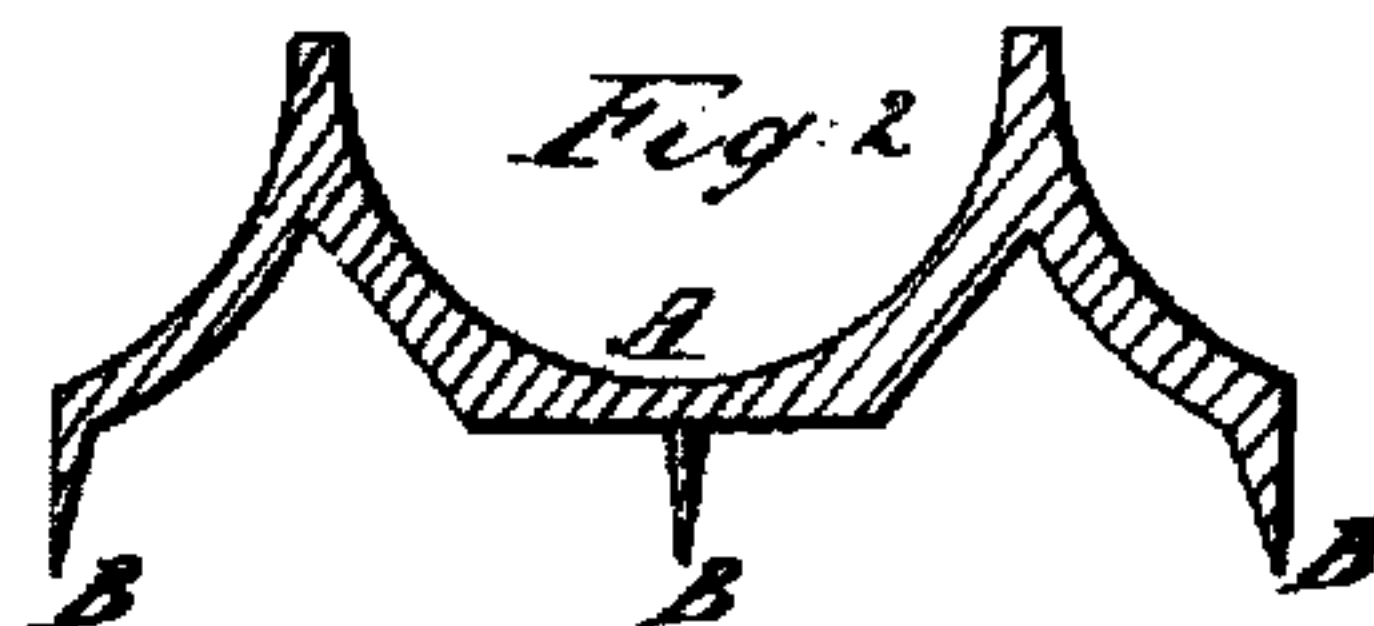
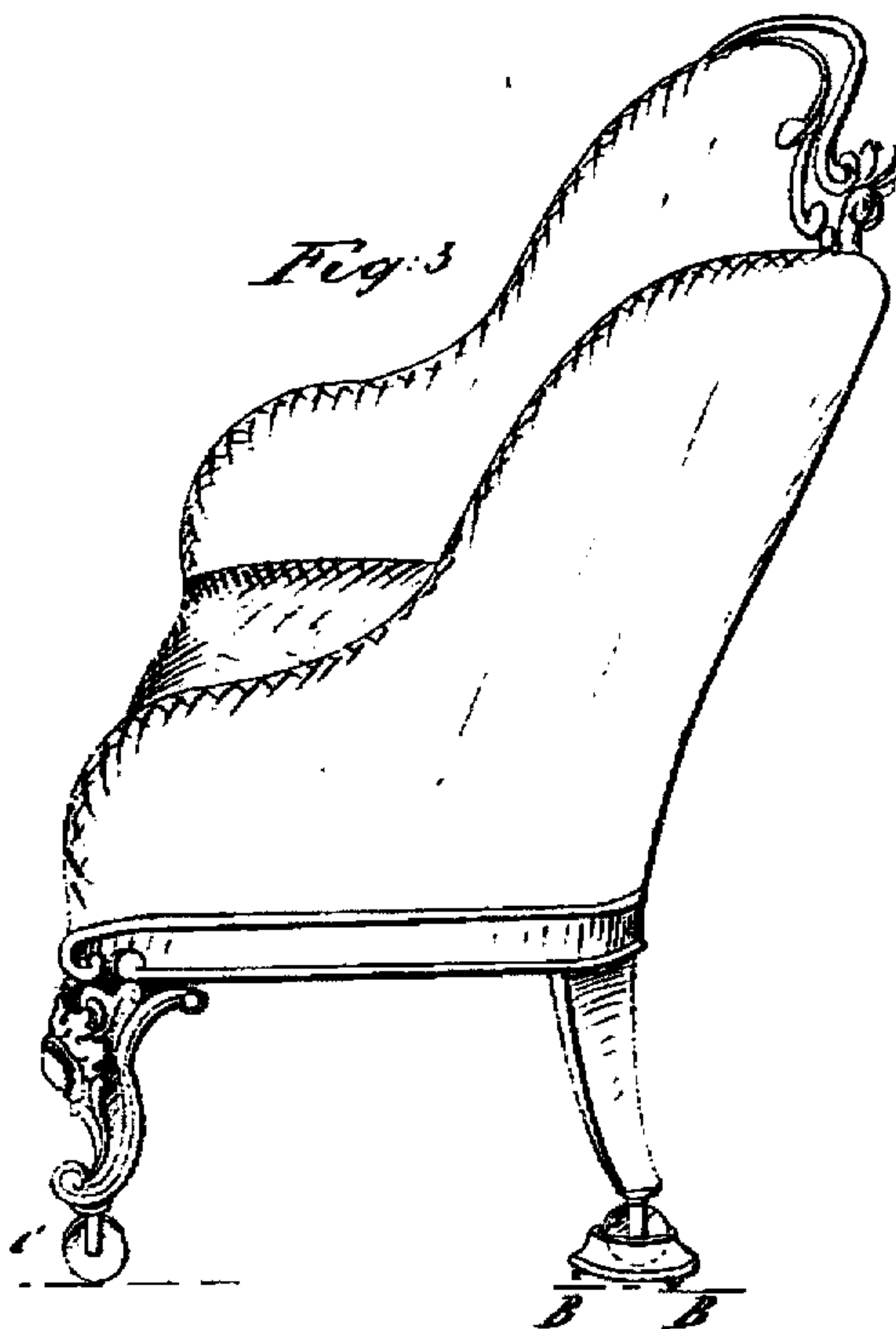


Fig. 3



Witnesses.

Daniel F. Tompkins

Leah L. Tompkins

Inventor

Henry E. Richards

UNITED STATES PATENT OFFICE.

HENRY E. RICHARDS, OF NEWARK, NEW JERSEY.

DEVICE FOR SUPPORTING FURNITURE-CASTERS.

Specification of Letters Patent No. 22,243, dated December 7, 1858.

To all whom it may concern:

Be it known that I, HENRY E. RICHARDS, of the city of Newark, in the county of Essex and State of New Jersey, have invented a
5 new and useful device or rest for supporting and staying the casters of sofas or other furniture and preventing the same from moving so long as the rest is in use.

I have denominated my invention the movable self adjusting furniture rest, and I do hereby declare that the following is a full, clear, and exact description of the construction and operation of the same reference being had to the accompanying drawings—
15 making a part of this specification in which—

Figure 1, is a perspective view of a sofa having the caster of the back or wall leg thereof supported by the rest substantially
20 as when in actual use.

The same letters indicate like parts in all the figures.

It is well known that in the furniture now in use, great inconvenience is experienced from the tendency of the furniture
25 when being seated upon or otherwise employed, to shove back against the wall or otherwise to change its position breaking or bruising itself and abrading the wall or
30 paper of the ceiling. To overcome this difficulty, resort is frequently had to crude and unornamental devices, such as lashing the furniture down, fastening it with blocks of

wood, or other like contrivances, all of which are inconvenient in themselves and are a
35 source of vexation and labor, as often as the furniture is required to be changed in position. To overcome all these difficulties and at the same time to afford a rest movable and self adjusting, as well as simple—
40 durable and elegant is the object of my invention.

In Fig. 1 is seen the whole rest cast and fitted of brass or iron or other suitable material.
45

The concavity seen at A is for the caster to fit into (Fig. 3) and the points or projection. B, B, B, render the rest self adjusting giving it a firm hold of the floor or
50 carpet, and preventing it from slipping.

Fig. 2 shows the bottom of the rest and the manner of casting it in order to bring out the points B, B, B and the concavity A and to give the strongest form consistent
55 with the least amount of metal.

What I claim as my invention and desire to secure by Letters Patent, is—

A new article of manufacture for a caster rest, consisting of the arrangement of the concavity A, and the points B, B, B, substantially as and for the purpose described.
60

HENRY E. RICHARDS.

Witnesses:

DANIEL F. TOMPKINS,
ELIAS M. COBB.