

T. R. Timby,
Traveling Bag.

N^o 2/384.

Patented Aug. 3/1858.

Fig. 1.

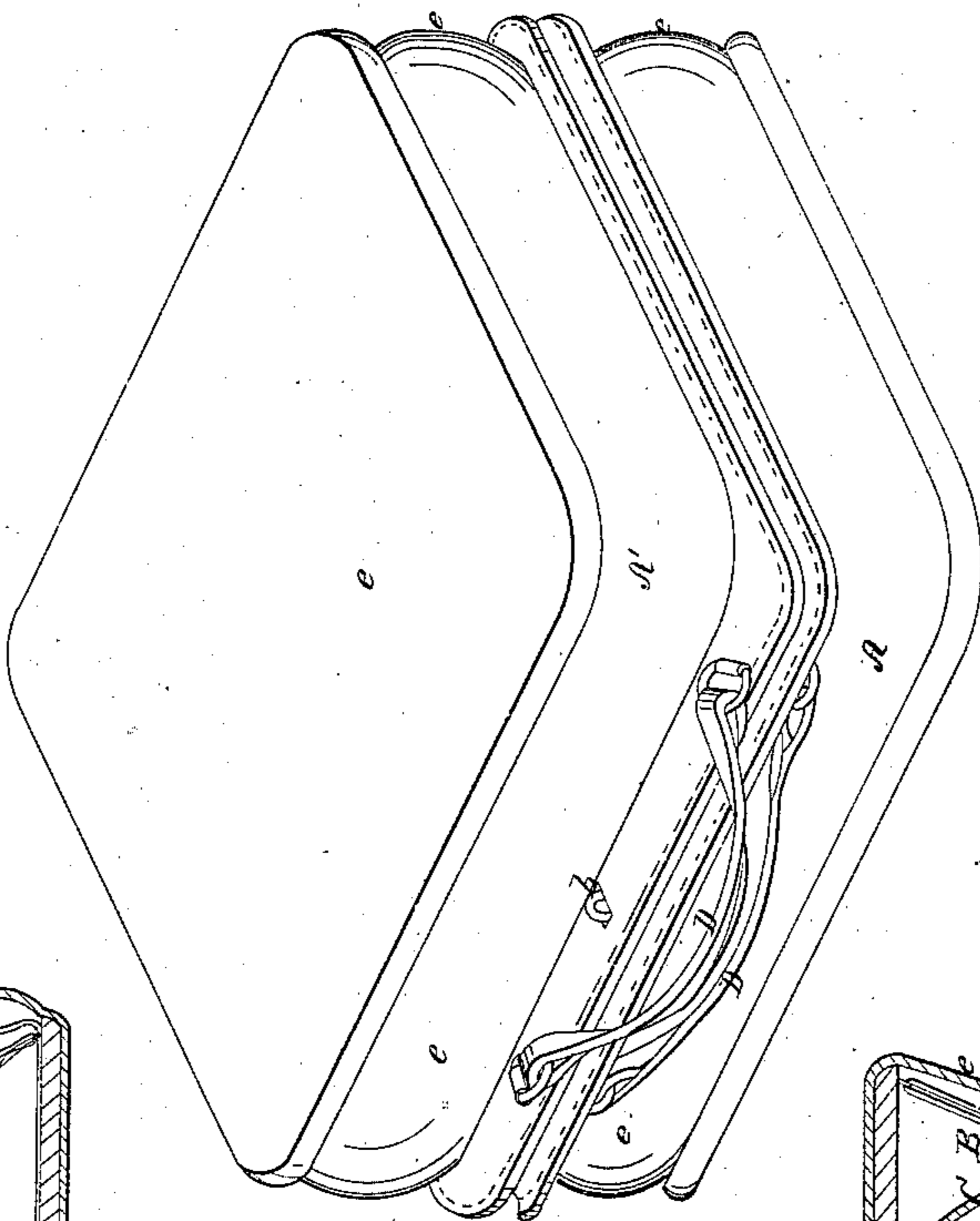


Fig. 3.

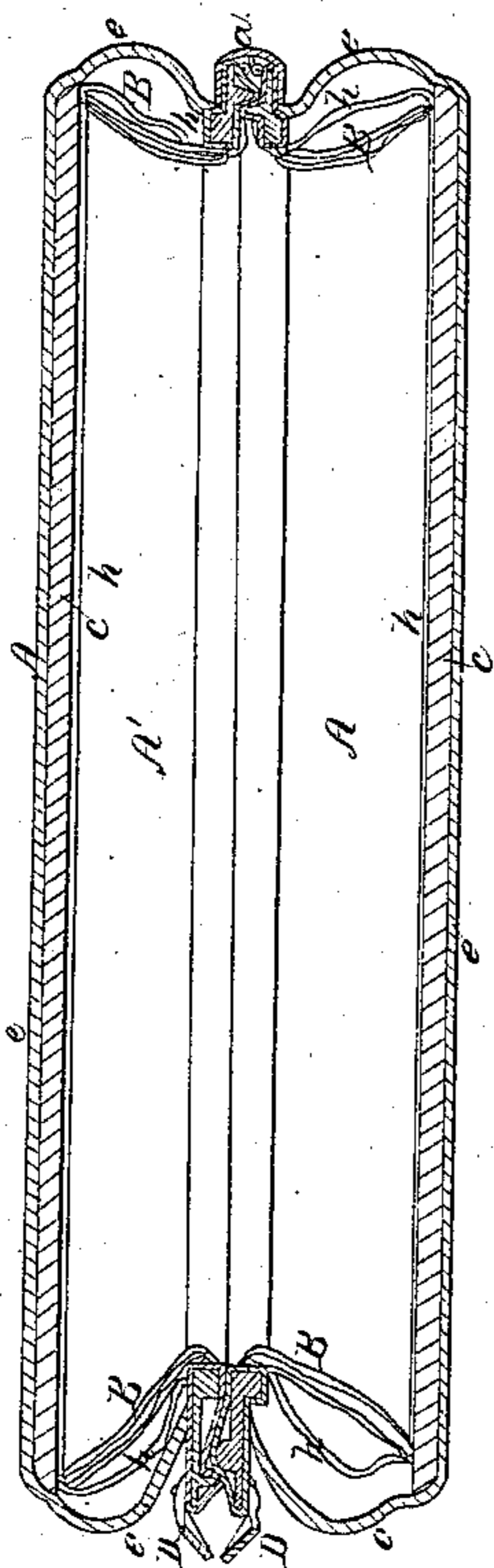
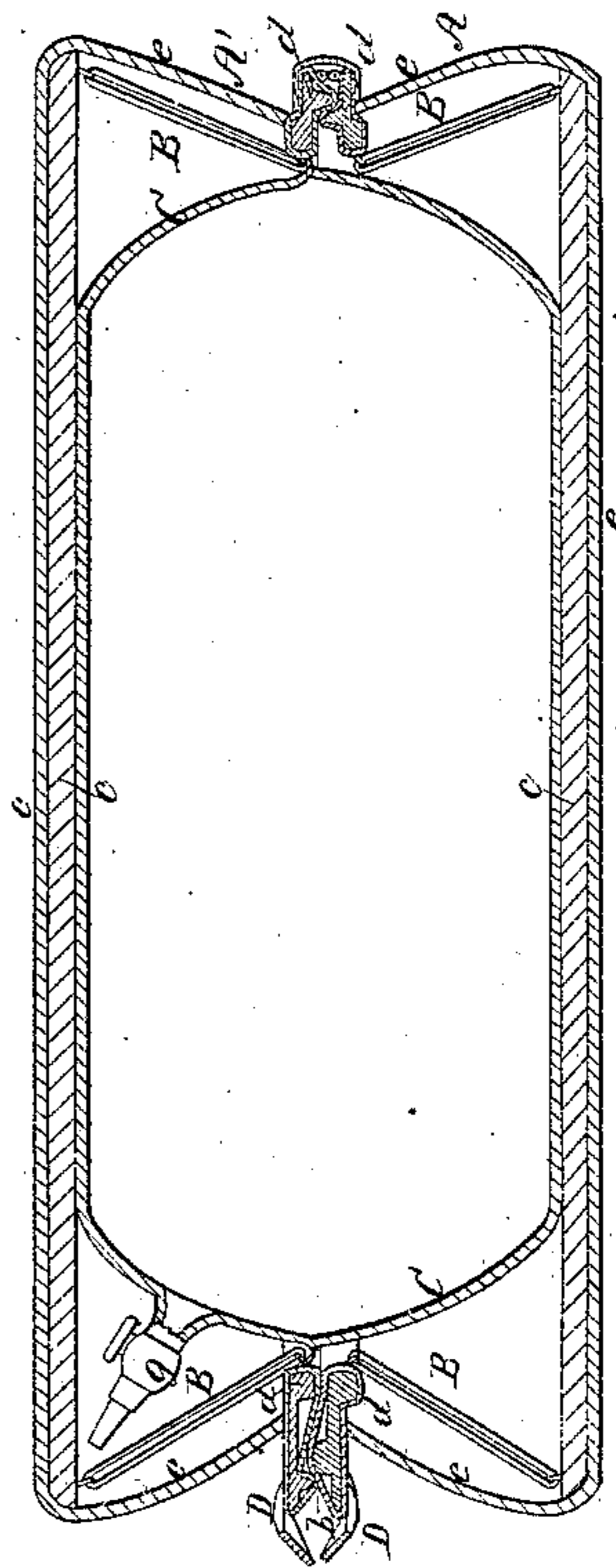


Fig. 2.



UNITED STATES PATENT OFFICE.

T. R. TIMBY, OF MEDINA, NEW YORK.

TRAVELING-CASKET.

Specification of Letters Patent No. 21,384, dated August 31, 1858.

To all whom it may concern:

Be it known that I, T. R. TIMBY, of Medina, in the county of Orleans and State of New York, have invented a new and useful
5 Traveling-Casket; and I do hereby declare that the following is a full, clear, and exact description of the same, reference being had to the accompanying drawings, forming a part of this specification, in which—

10 Figure 1, is a perspective view of my invention when serving as an ottoman. Fig. 2, a vertical central section of the same. Fig. 3, a vertical section of the same with the inflatable lining removed.

15 Similar letters of reference, in each of the several figures indicate corresponding parts.

The nature of my invention consists in attaching the stiff sides of the traveling casket
20 to the intermediate metal or other framing, by means of rubber or other springs, so that the flexible carpeting or other material of which the casket is covered shall be contracted, or may be extended at the ends and
25 edges of the casket as hereinafter specified, and thus made to confine securely in place the goods within the casket or afford greater space for the introduction of goods into the casket.

30 To enable others, skilled in the art, to make and use my invention, I will proceed to describe its construction and operation.

A, A', are the top and bottom sections of the casket hinged together at *a*, and furnished with a catch or lock at *b*. The top
35 and bottom are made of wood or other stiff material *c*, *c*, and the meeting edge of each section is constructed of light, stiff, metal *d*, *d*, which is covered with leather, and the
40 whole is united together and covered by handsome figured carpeting or other suitable material *e*, *e*, as shown.

B, B, are light rubber or other suitable springs connecting the top and bottom *c*, *c*,
45 of the casket to the intermediate metal frame, as shown in Figs. 2 and 3. These springs serve for drawing the top and bottom of the casket toward each other, as shown in Fig. 3 and thus securely confine in place goods

which may be placed in the casket, thereby
50 saving them from becoming broken or rumpled. These springs also allow of the ends and edges of the casket being extended as shown in Figs. 1 and 2, and thus serving as
55 an ottoman or as a life and property saving casket.

C, is an inflatable lining which may be provided on the interior of the casket. This lining is made in the form of a bag and furnished with an air tube *g*, and is attached in
60 the manner shown or in any more suitable manner to the one section of the casket and when expanded fills both sections and extends the ends and edges of the flexible covering so as to increase the height of the casket
65 and give it the appearance of an ottoman. It is when the casket is thus extended that it is capable of being used as a life and property saver.

D, D, represent loops by which the casket
70 or ottoman is moved or carried from place to place.

In Fig. 3, my invention is shown applied to a traveling casket which has an ordinary cotton lining *h*, not capable of being inflated. This application of my invention is
75 more useful for land traveling.

In Figs. 2 and 3 my invention is shown applied to a traveling life casket which has a lining which is capable of being inflated. This application of my invention is more
80 useful for marine purposes; it answering as an ottoman in ships' saloons and as a life casket in shipwreck.

This invention is very simple, cheap and
85 ornamental and useful, as must be evident from the foregoing description.

What I claim as my invention and desire to secure by Letters Patent, is—

Attaching the stiff sides *c*, *c*, of the traveling casket to the intermediate metal or
90 other framing *d*, *d*, by means of rubber or other springs B, B, substantially as and for the purposes set forth.

T. R. TIMBY.

Witnesses:

G. YORKE AT LEE,
H. H. YOUNG.