

W. Painter.
Fare Box.

N^o 21,082. Patented Aug. 3, 1858.

Fig. 1.

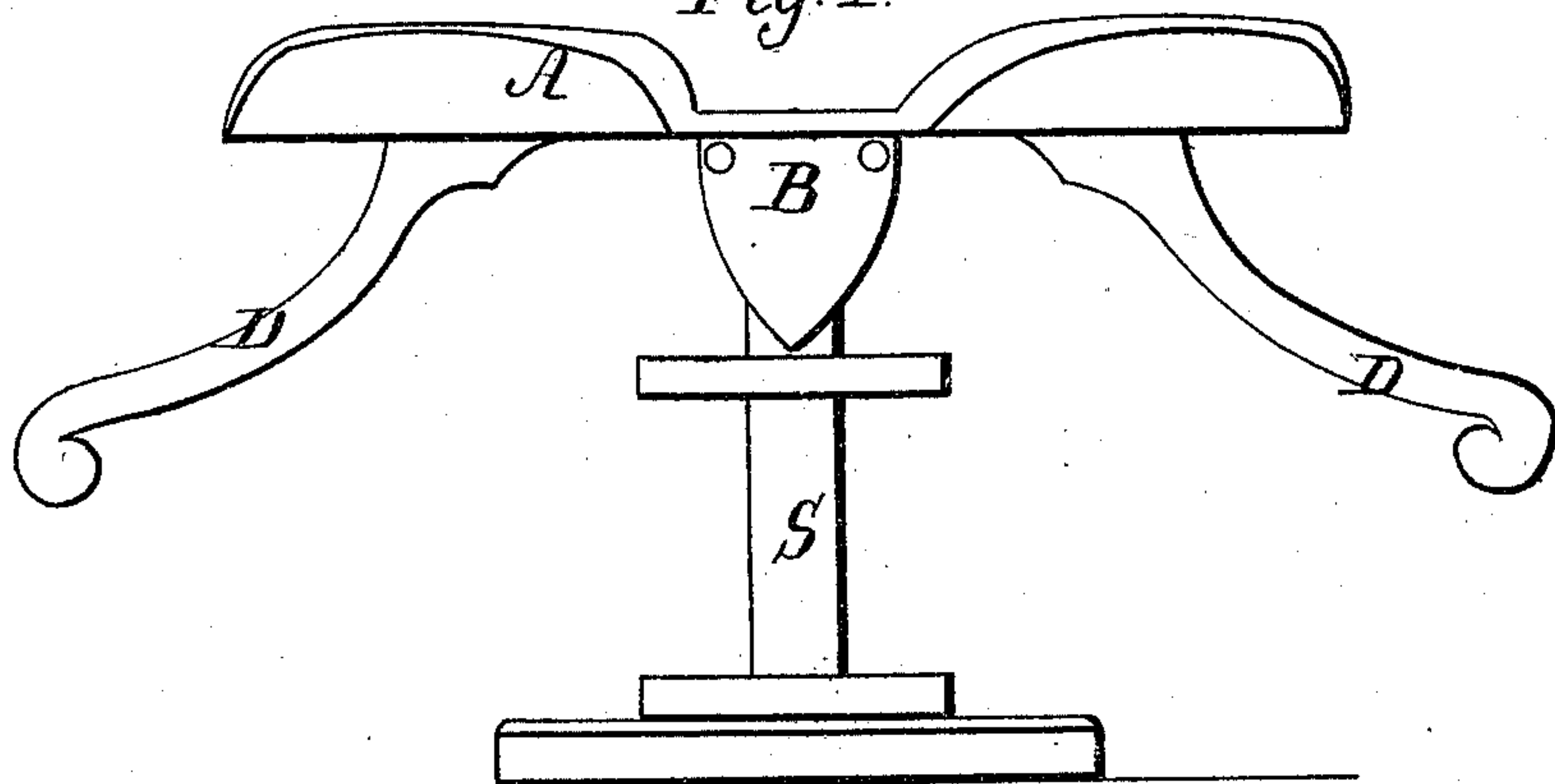


Fig. 2.

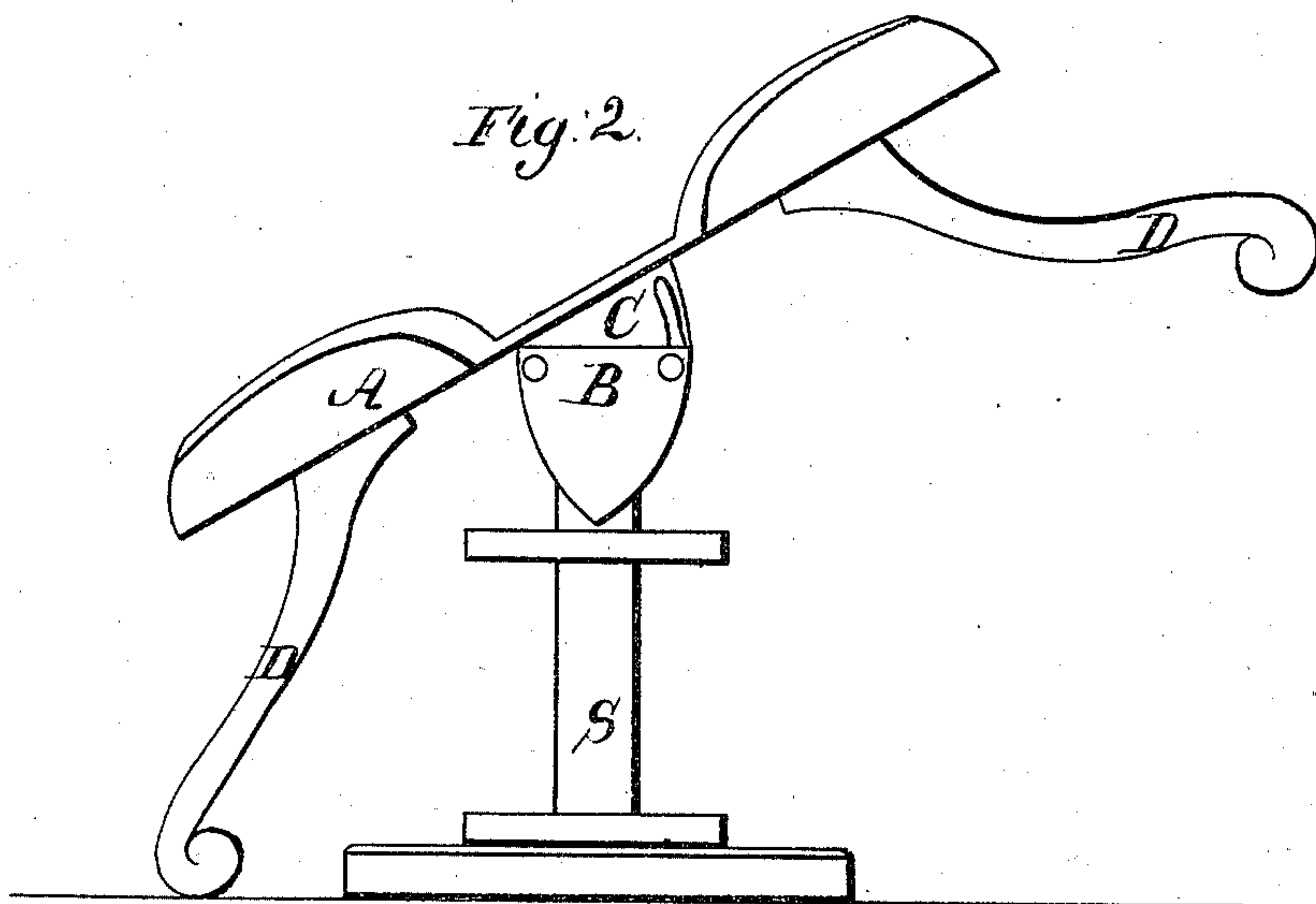
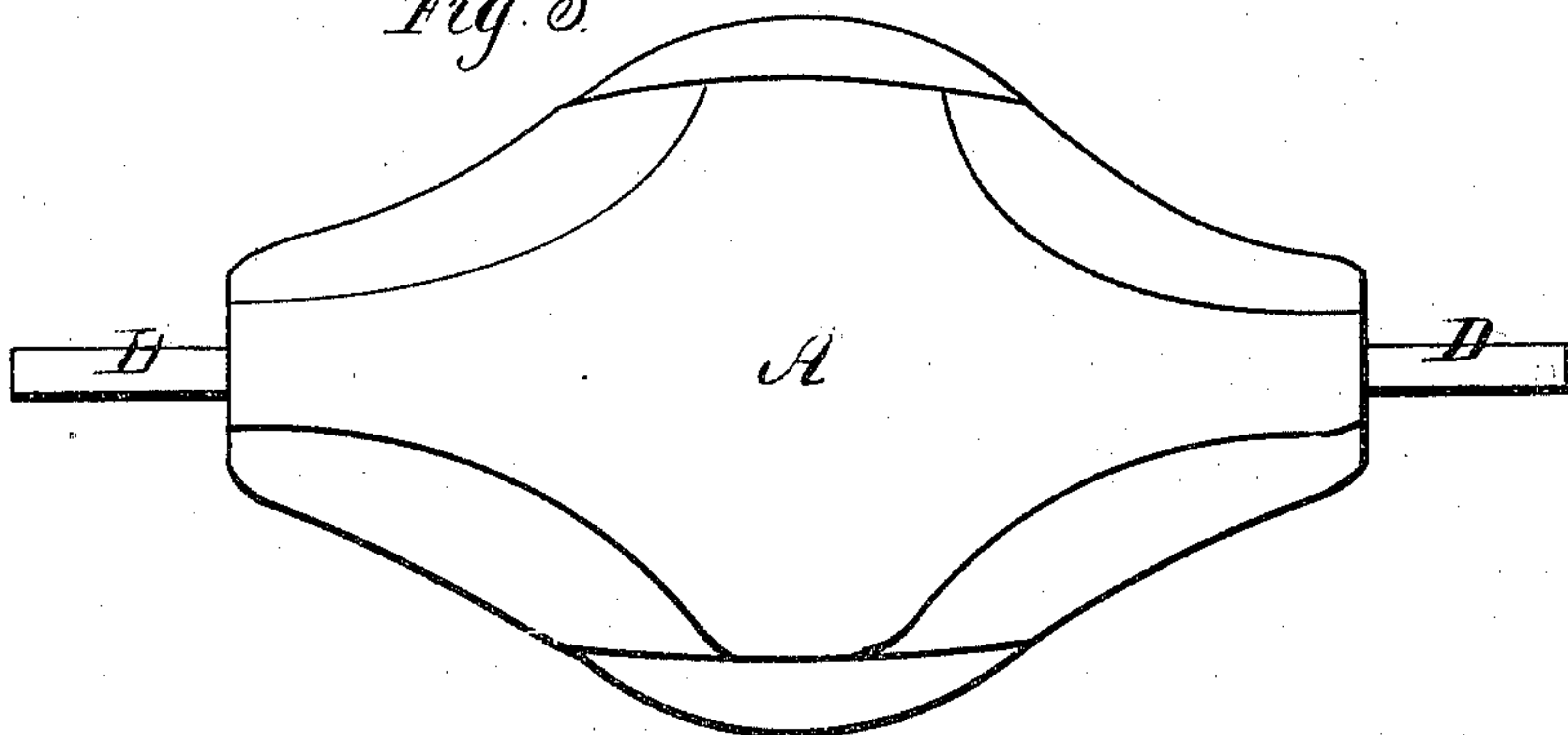


Fig. 3.



UNITED STATES PATENT OFFICE.

W. PAINTER, OF WILMINGTON, DELAWARE.

MONEY-TABLE.

Specification of Letters Patent No. 21,082, dated August 3, 1858.

To all whom it may concern:

Be it known that I, WILLIAM PAINTER, of the city of Wilmington, in the State of Delaware, have invented a new Money-
5 Changer, which is for the purpose of the buyer and seller to give and receive more readily the money or change passing between them; and I do hereby declare that the following is a full, clear, and exact
10 description of the construction and operation of the same, reference being had to the annexed drawings, making a part of this specification, in which—

Figure 1, is a side elevation; Fig. 2, a
15 side elevation showing the changer tilted, and Fig. 3 being a ground plan of the same.

To enable others skilled in the art to make and use my invention I will proceed to describe its construction and operation.

20 I construct my money changer of wood or of a metallic substance shaped as shown by the drawings or of any other shape which will answer the purpose intended, constructing the dish or seat A so that the coin will
25 slip readily into the hand no matter where it lies. This dish or seat A sets upon a double slotted guide C which plays in the socket B when the lever D is depressed. This slotted guide C is kept in its place by
30 2 pins marked upon the drawings which govern the tilting by the length of the slots in the guide. The whole sits upon a pedestal provided with a spool in its center for the purpose of spooling wrapping twine,
35 and can be screwed or otherwise fastened to the counter or table. The changer thus is made to answer a double purpose, but if preferred the spool is easily dispensed with.

This money changer is operated as fol-

lows, that is to say, a person is about to re- 40
ceive his change in the purchase he has made the seller deposits upon the dish A at any point he chooses, the money due the
45 buyer places his hand palm open and hollowed with back resting upon and depressing the lever D which tilts the dish A, which from its peculiar construction at once
throws the money fully and nicely into the
50 buyer's hand. The utility and convenience of this money changer is thus explained. A person with gloves on in the winter season when the hands are numb, finds it a matter
of difficulty to count and pick up the small
55 coin used in change, but by means of the changer he not only sees that his change is correct, but by using it as above described the money is transferred safely to his hand
and at once into his pocket by an instantaneous and double move.

What I claim as my invention and desire 60
to secure by Letters Patent is—

The combination of the dish or seat A with its levers D D and slotted guide C seated and arranged as herein set forth, and
65 shown by the accompanying drawings composed of wood or of a metallic substance or composed of both wood and metal for the purpose of a money changer or money receiver, not limiting myself to the exact form of the
70 dish or seat A so that the construction is substantially the same as to guide the money without any possibility of its falling elsewhere than into the palm of the hand.

WILLIAM PAINTER.

Witnesses:

EMILY W. WIGGINS,
WM. B. WIGGINS.