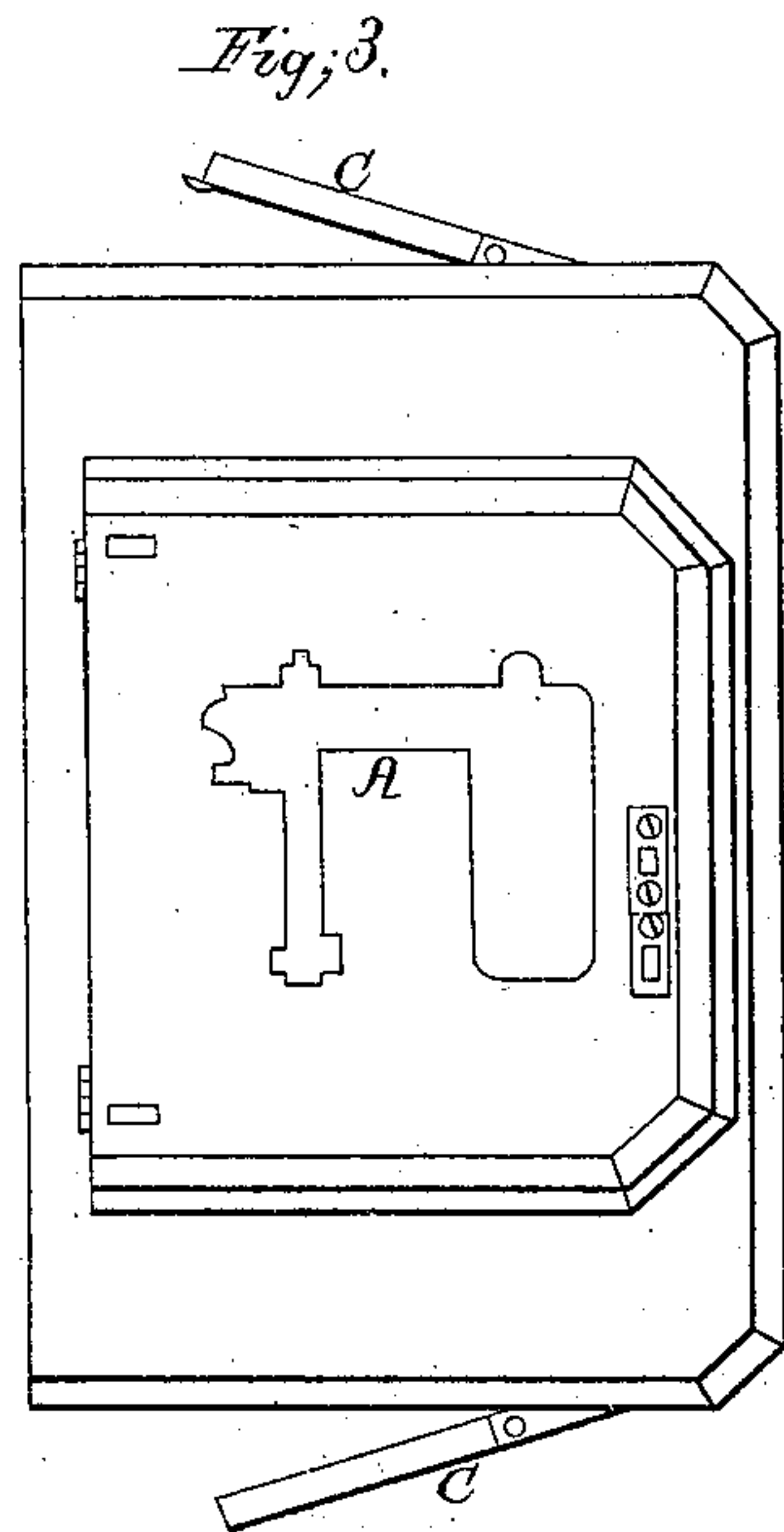
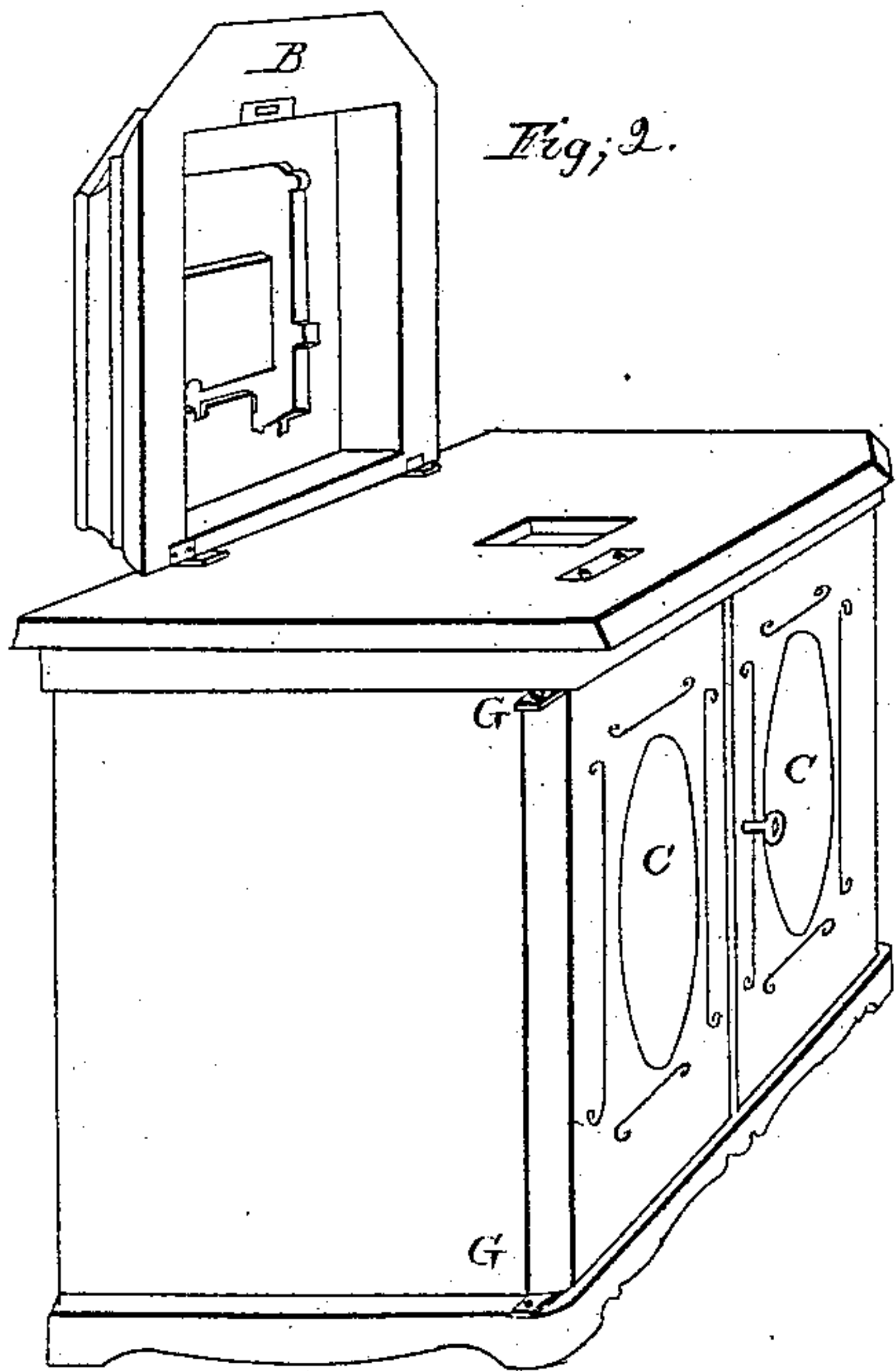
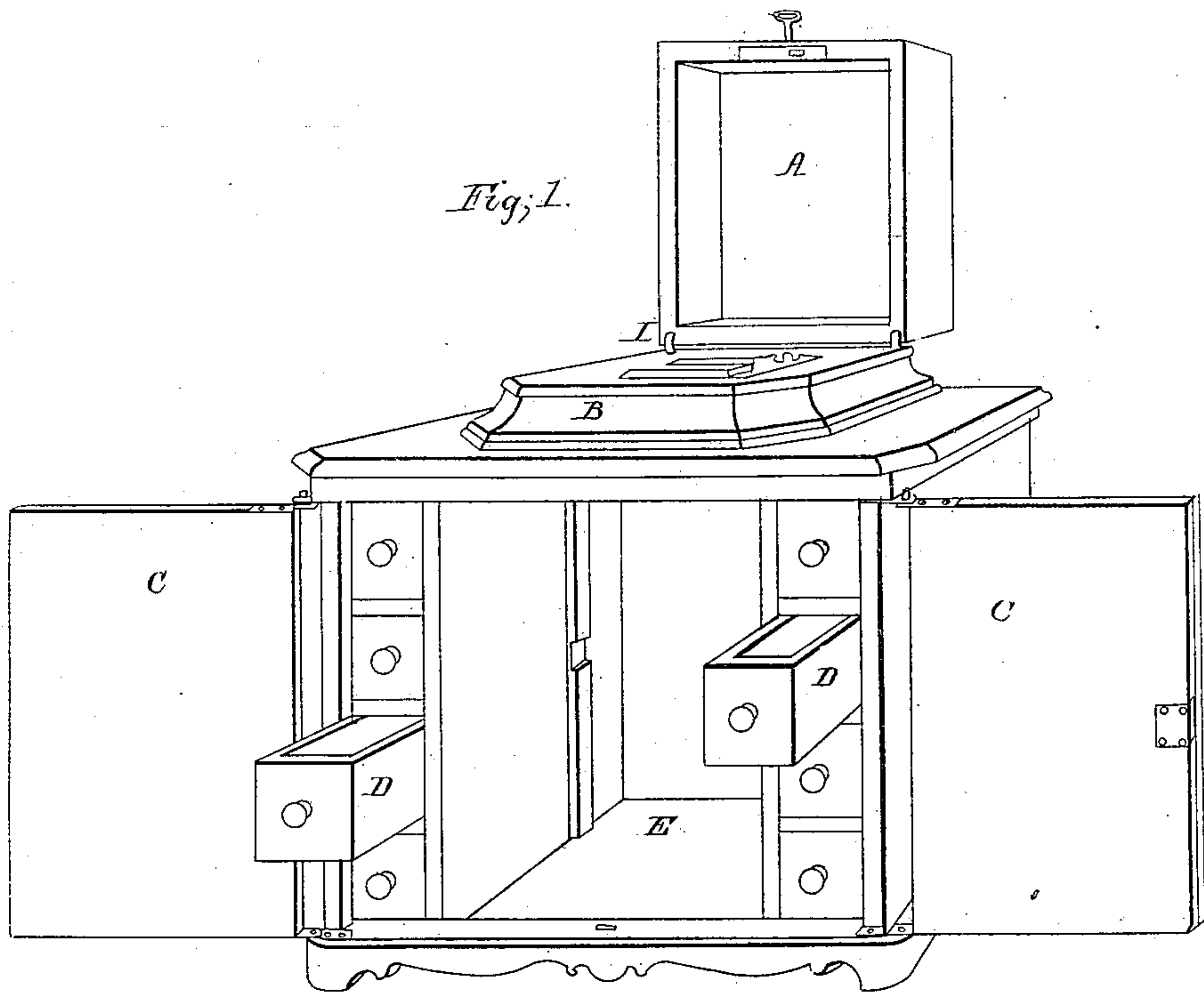


Ross & Marshall, Sewing Machine Table.

N^o 20,664.

Patented June 22, 1858.



UNITED STATES PATENT OFFICE.

F. A. ROSS AND W. H. MARSHALL, OF NEW YORK, N. Y.

IMPROVED CABINET FOR SEWING-MACHINES.

Specification forming part of Letters Patent No. 20,664, dated June 22, 1858.

To all whom it may concern:

Be it known that we, FRANCIS A. ROSS and WILLIAM H. MARSHALL, of New York, N. Y., have invented a new and useful Construction of Cabinet for Sewing-Machines; and we hereby declare that the following is a full and exact description thereof.

To enable others to make and use our invention we proceed to describe its construction in detail, reference being had to the annexed drawings, which make a part of this specification, in which—

Figure 1 is a front perspective view with the inclosing-cap turned up; Fig. 2, end perspective with the sewing-platform turned up; Fig. 3, bird's-eye view of the cabinet complete.

This cabinet is adapted to any sewing-machine, except that where the machine is of extra size the cap A would have to be enlarged to cover it. It is constructed like an ordinary parlor-cabinet, with drawers D on each side of the interior. The open space within is to contain the wheel and treadle by which the sewing-machine is operated. Upon the top of the cabinet is placed the sewing-platform, B. This incloses the works of the machine and pre-

sents a platform for the stuff to rest on while the operator is at work. It is hinged at the back, and has a catch-lock in front.

The cap A is for covering the machine entirely and locking it up safely.

The doors C of the cabinet are hinged upon pivots on protruding straps G, Fig. 2, so that they will shut back against the ends of the cabinet. (See Fig. 3.)

The cap A is not hinged to the cabinet, but is arranged to be removed entirely while the machine is operated. It has claw catches or dowels at I, Fig. 1, by which the rear is hooked upon the top of the sewing-platform B, and it has a lock for the front.

What we claim as our invention, and desire to secure by Letters Patent, is—

The hinged case B, to form a sewing-platform, arranged and constructed substantially as above described.

WM. H. MARSHALL.
F. A. ROSS.

Witnesses:

OWEN G. WARREN,
J. D. SHUMONT.