

R. Merrill,

Fence Post,

No 19,863,

Patented Apr. 6, 1858.

Fig: 2.

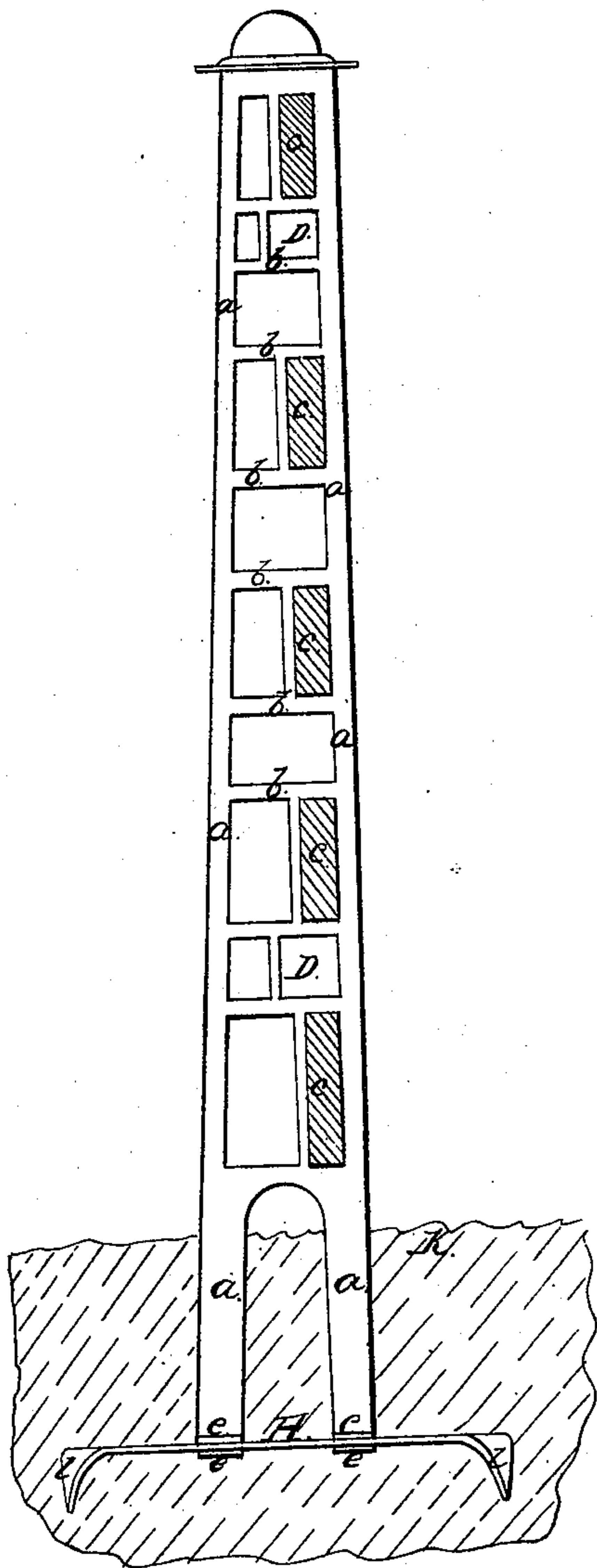


Fig: 1.

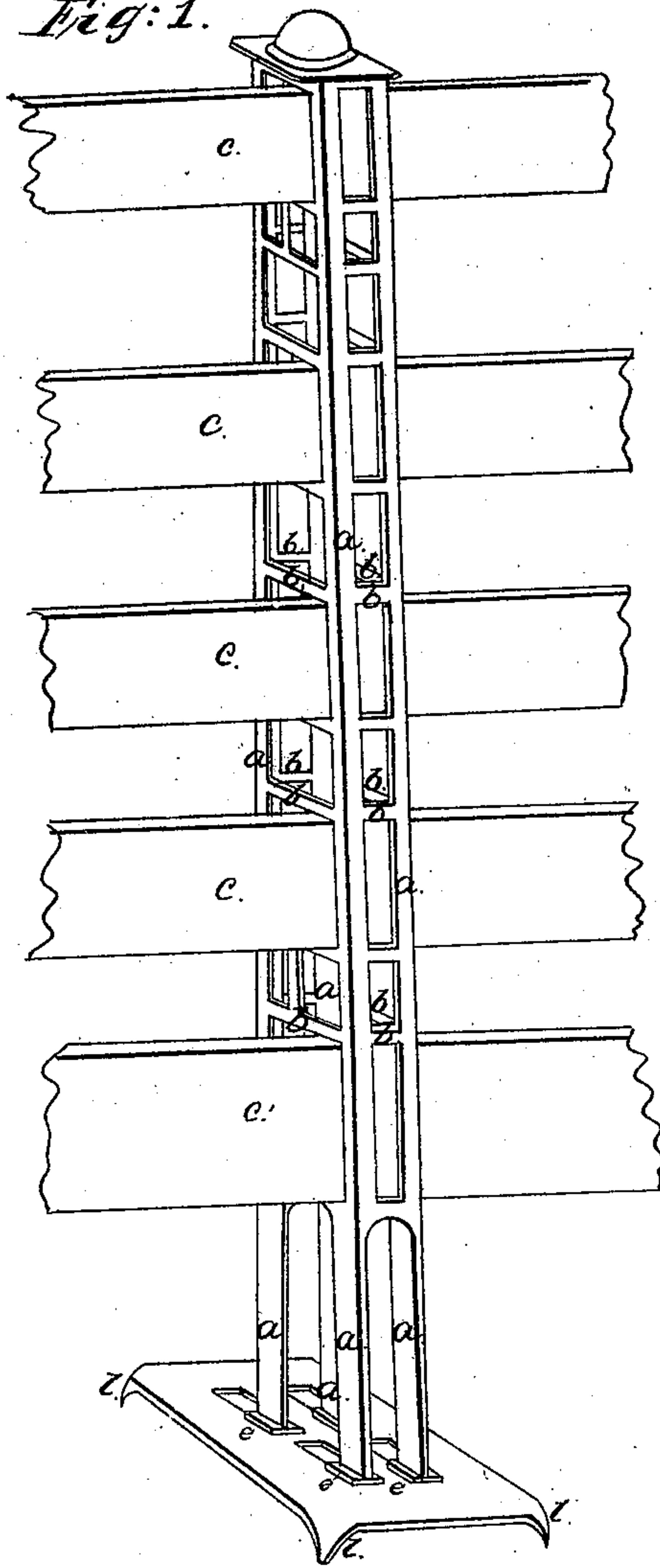


Fig: 3.

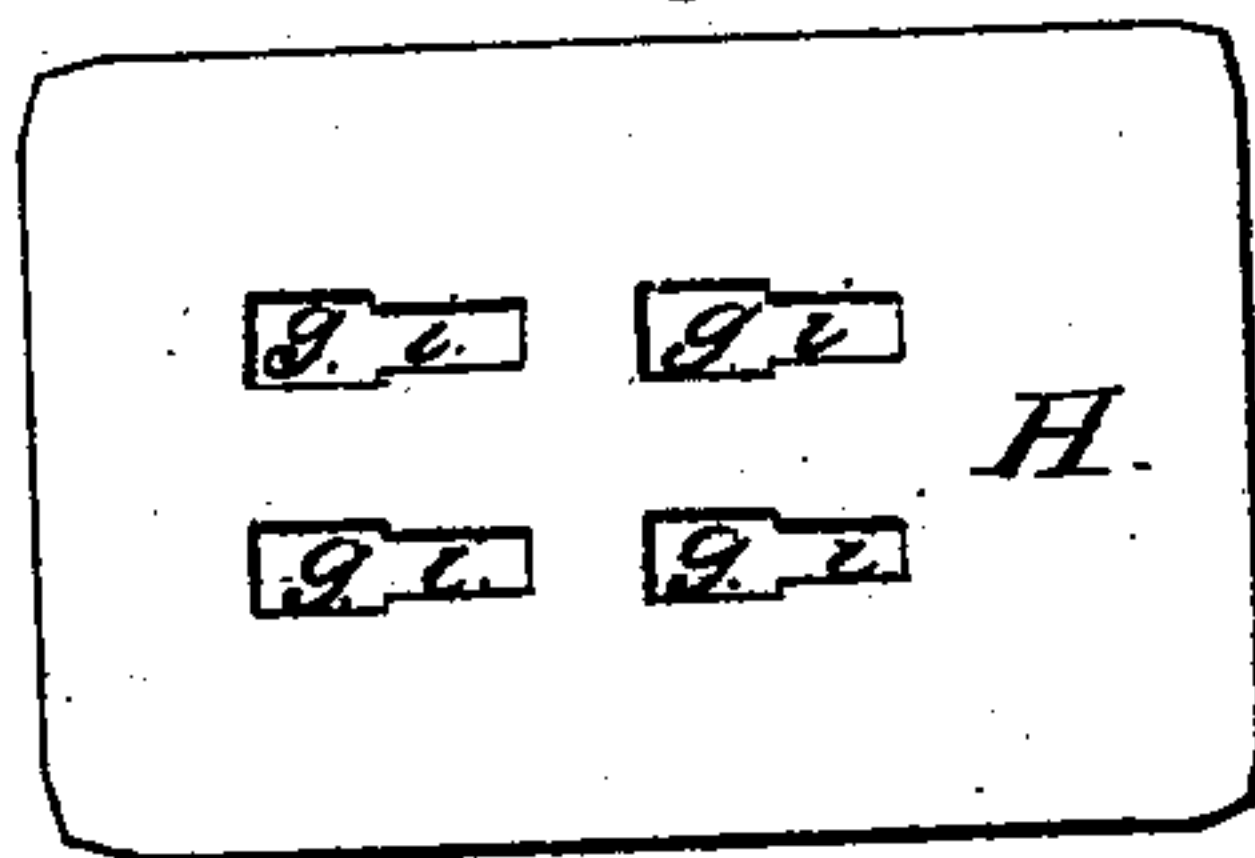
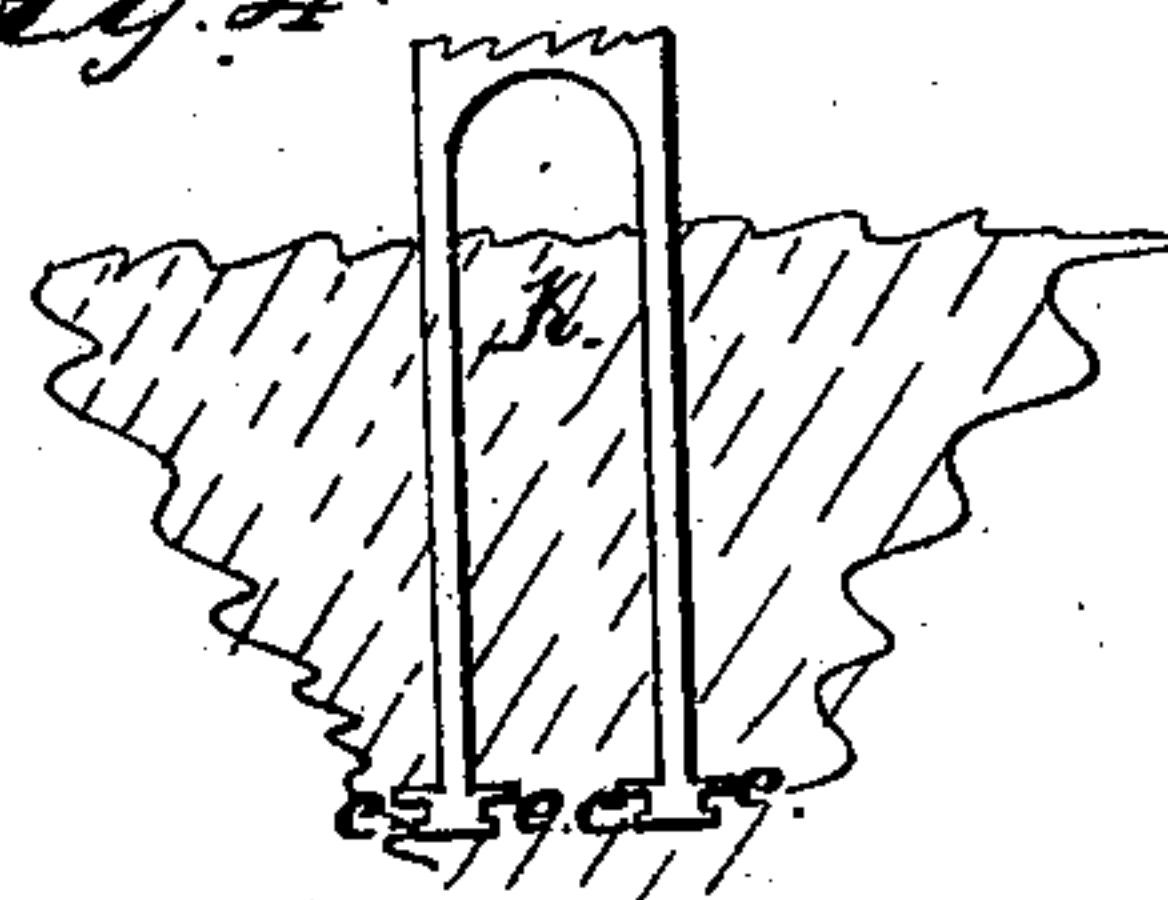


Fig: 4.



UNITED STATES PATENT OFFICE.

R. MERRILL, OF ELMIRA, NEW YORK.

FENCE-POST.

Specification of Letters Patent No. 19,863, dated April 6, 1858.

To all whom it may concern:

Be it known that I, RENSSELAER MERRILL, of Elmira, in the county of Chemung and State of New York, have invented a new and useful Improvement in Iron Fence-Posts; and I do hereby declare the following to be a full and exact description thereof, reference being had to the accompanying drawings, making part of this specification, and to the letters of reference thereon.

Figure 1 is a perspective view of my post. Fig. 2 is a side elevation of the same. Fig. 3 is a plan of the shoe or foot-piece. Fig. 4 is a section showing the mode of connection with the shoe.

The same letters refer to like parts in each of the figures.

My invention consists of a skeleton post formed of four rectangular members, *a a*, Fig. 1, connected with each other by transverse bars, *b b*. These bars are so disposed as to form spaces of proper size for the insertion of the rails or boards *c c*. Where a picket fence is required, the upper and lower rails are introduced into the spaces *D D*, Fig. 2, and by these the pickets are supported, while the lower space *c'* receives the base-board. The lower ends of *a a* are provided with flanges, *e e*, and are inserted in the holes *g g* of the shoe *H*, and then by a lateral movement crowded into the slots *i i*. In this position the shoe is embraced by the flanges *e*, and held firmly to its position at right angles with the skeleton post, and,

as it presents a broad flat surface to the pressure of the earth, in which it is buried to the depth of ten inches, or thereabout, as shown at *K*, Fig. 2, it offers very effectual resistance to any strain that may be exerted upon the post either from wind or other force.

The shoe consists of a flat cast-iron plate, the corners of which are deflected toward the perpendicular, as seen at *l*, Fig. 2. When buried in the earth, these points serve to anchor it by preventing any sidewise or sliding movement to which it might be subjected in soft, wet or yielding soil. The shoe acts in connection with the portions of the members *a* that are beneath the surface, mutually resisting any tendency to throw the post out of the perpendicular, and the whole combines lightness with strength and economy.

The skeleton post is cast entire, there being no joints in it, and from its form possesses the requisite strength with very little weight of metal.

What I claim as my invention and desire to secure by Letters Patent is—

The shoe or foot-plate, *H*, constructed as described, with deflected parts *l*, and slotted openings *g*, in combination with the skeleton post, *a*, and flanges *e*, substantially as and for the purpose herein set forth.

RENSSELAER MERRILL.

Witnesses:

J. FRASER,
B. V. WIGGINS.