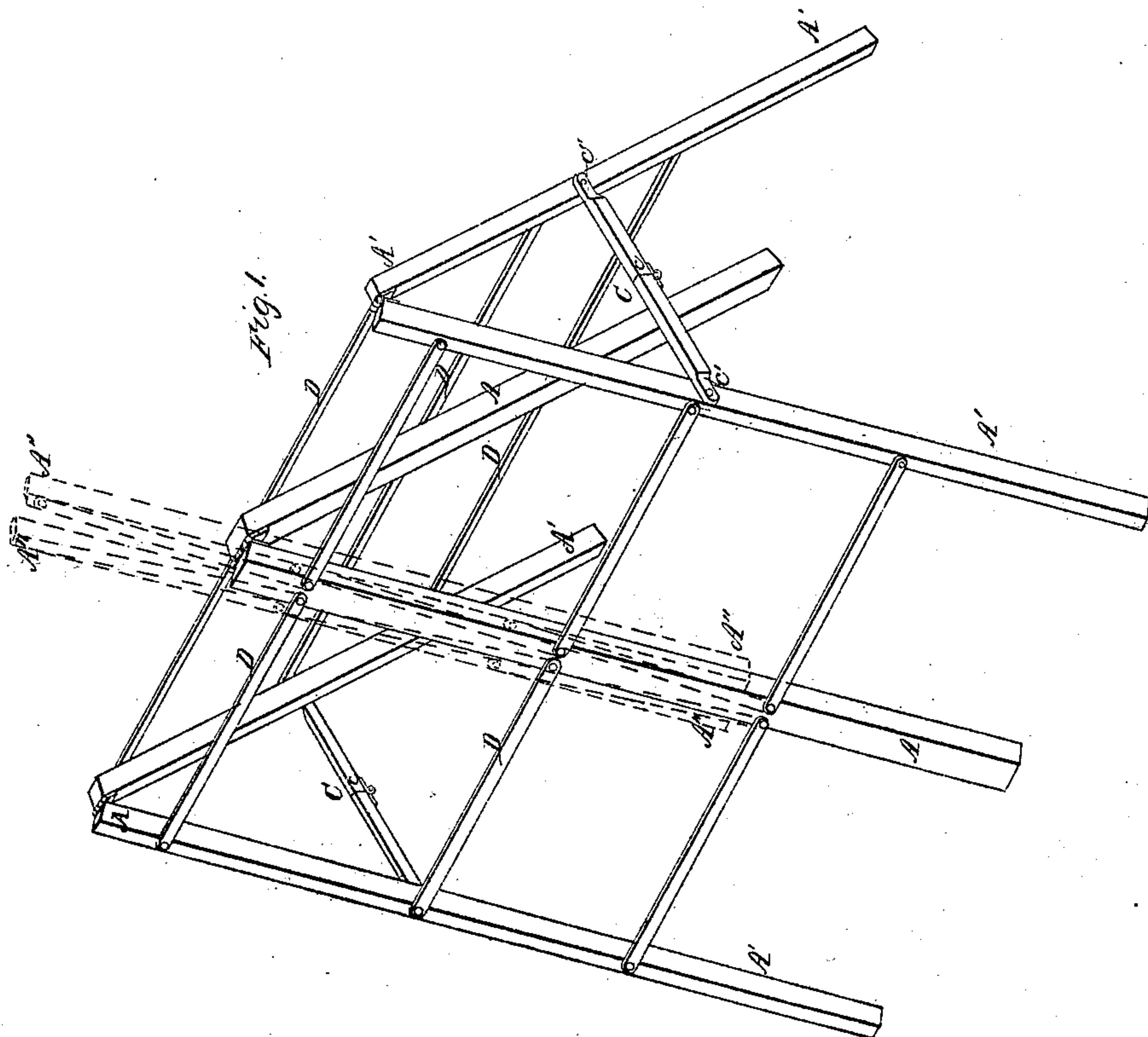
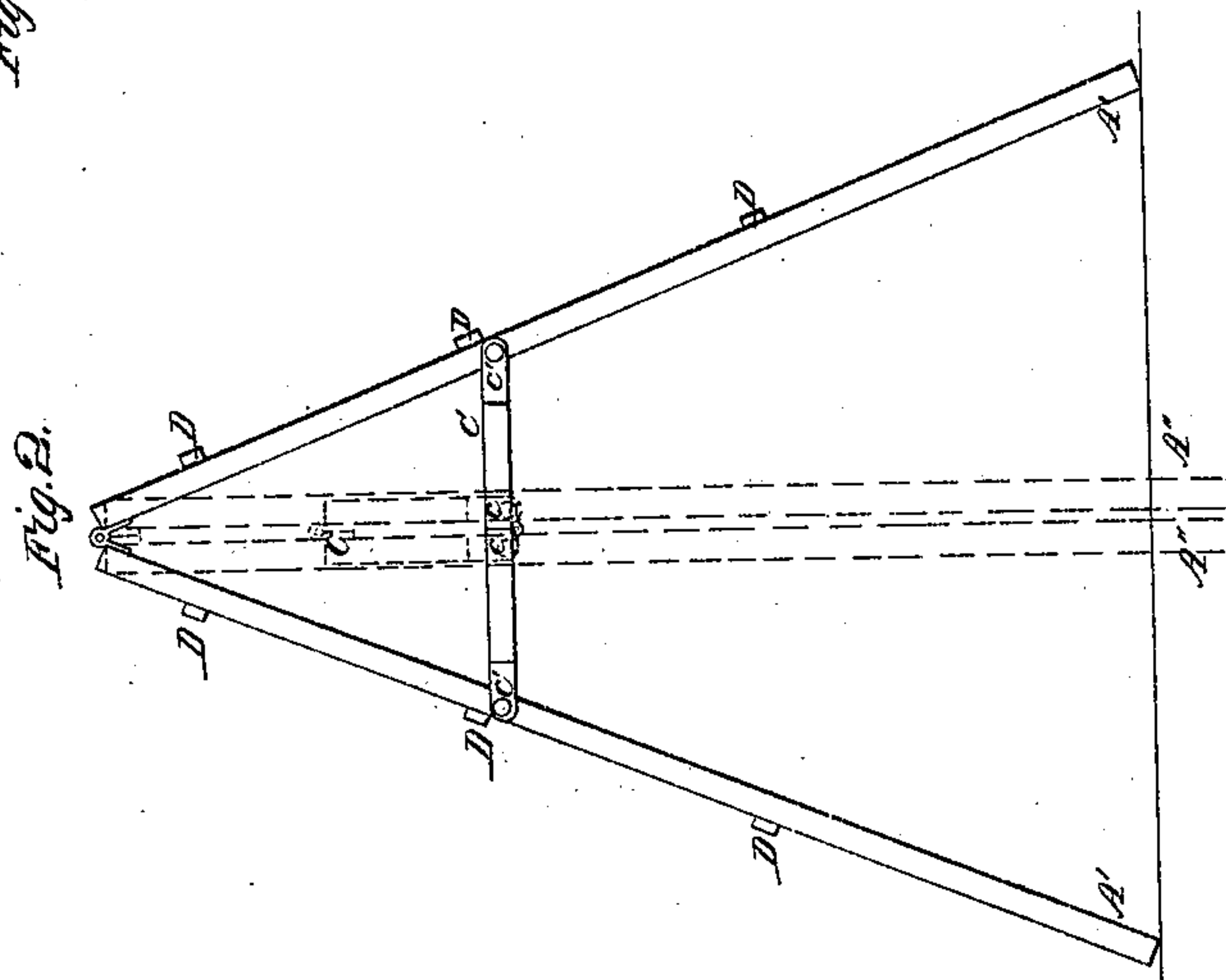
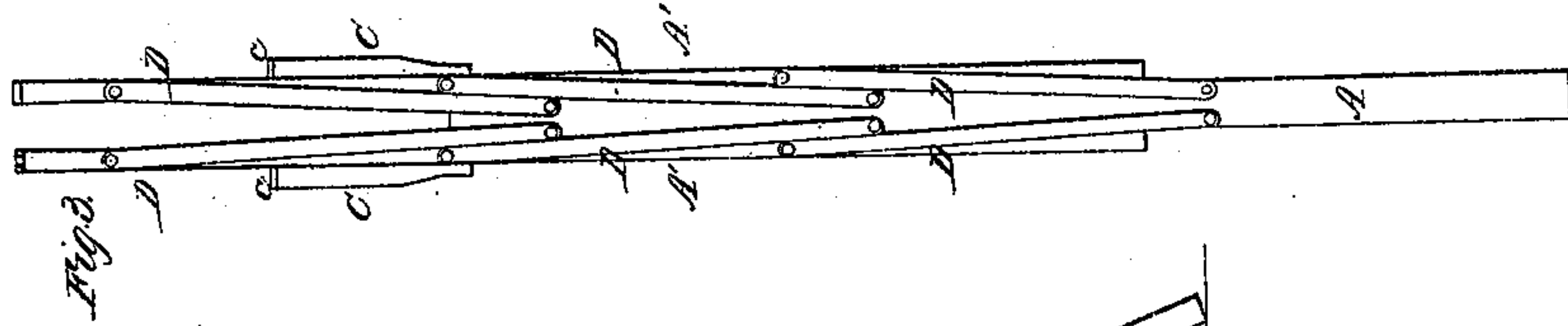


C. Stone,

Clothes Frame,

N^o 19,107.

Patented Jan 12, 1858



UNITED STATES PATENT OFFICE.

CHESTER STONE, OF RAVENNA, OHIO.

CLOTHES-RACK.

Specification of Letters Patent No. 19,107, dated January 12, 1858.

To all whom it may concern:

Be it known that I, CHESTER STONE, of Ravenna, in the county of Portage and State of Ohio, have invented a new and useful
5 Improvement in Clothes Racks or Horses; and I do hereby declare the following to be a full and exact description thereof, reference being had to the accompanying drawings, in which—

10 Figure 1 is a perspective view of my improved clothes rack or horse, when open. Fig. 2 an end view of the same, and, Fig. 3 a view of the clothes rack or horse when closed.

15 Like letters denote like parts in the different views.

A, A, represent the two main or center standards, and A', A', A', A', the end standards, two on each side. The standards A
20 and A' are connected together at the top, by hinge joints, and are also connected by the jointed braces C, these braces may be placed at from one third to one half of the distance from the top to the bottom of the
25 standards. They are attached to the standards by pin joints at *c'*, and have at their centers, hinge joints, as seen at *c*.

Attached to the face, or outer side of the standards, are bars D, each bar being at
30 one end attached to one of the center standards A, and at the other end attached to one of the end standards A'.

The attachments to the standards, are by means of pin joints, so that the bars can
35 move or turn readily upon the joint. The bars are so placed upon the standards as to be parallel to each other, and the joints are so placed as to keep the bars parallel in every position.

40 If it is desired to make a larger clothes rack or horse, the standard A' and bars D, may be increased in number, the standards A, and A', may also be increased in length, if desirable. The rack being open, as seen
45 in Fig. 1, when it is desired to close it, the jointed braces C, are thrown up in the direction of the line from C' to C'', Fig. 2, so as to bring the two sides of the rack from A' to A'', Fig. 2. The brace C, is then
50 folded, as seen in Fig. 2. The standards being thus brought together, the end standards A', are thrown upward or raised vertically, from A' to A'' Fig. 7, the bars D, allowing them to move, until, having moved

up the length of the bars, the sides of the
standards A' are brought close to the stand- 55
ards A, as seen by the dotted lines in Fig. 1: Fig. 3, showing the frame entirely closed.

In opening the rack, if desirable, that the rack should occupy as little room as possi- 60
ble, the joints *c*, in the braces C, need not be entirely closed, or, the joints may be opened but just sufficient to support the rack erect. The pin joints, in case they become loose, can be tightened by setting 65
up the screws forming the pins of the joints.

The advantages gained by my improvement, are, that the rack, although capacious in itself, takes up but little room; that it supports itself steadily and firmly in an 70
erect position, without danger of being thrown over; that it is easily operated, that it requires but a small space when not in use, as it is then folded, and reduced to a comparatively small compass; and, that the 75
standards so incline, that the clothes hang upon the bars, in such a manner as not to hang upon or interfere with each other, as in the ordinary clothes rack, for, the rack being much narrower at the top, the clothes 80
depending from the top bars must hang inside of those depending from the next bars, and the clothes depending from the next or middle bars, must hang inside of those depending from the lower bars, thus allowing 85
the clothes to dry much quicker than if they hung upon each other.

I am aware that various kinds of folding frames or clothes horses have been invented and also hanging frames with jointed 90
connection bars, and tension racks; but these all differ widely from my invention and I do not claim any of them, but

What I do claim and desire to secure by Letters Patent of the United States as an 95
improvement in clothes racks or horses is—

The adjustable standards A and A' in combination with the pin jointed bars D, D, for the purpose of supporting clothes and rendering the clothes horse capable of ad- 100
justment and of folding and unfolding substantially in the manner and for the purposes set forth.

CHESTER STONE.

Witnesses:

P. B. CONANT,
J. G. WILLIS.