

W. Stoddard,
Bench Plane.

No. 17,645.
Fig. 1.

Patented June. 23. 1857.

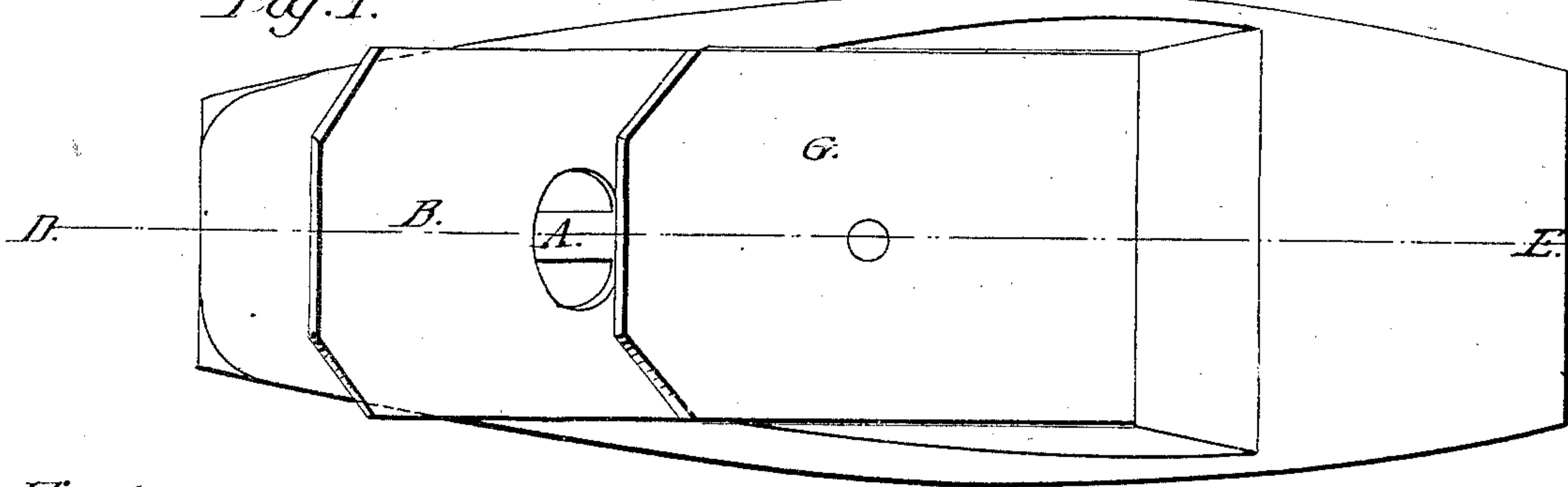


Fig. 4.

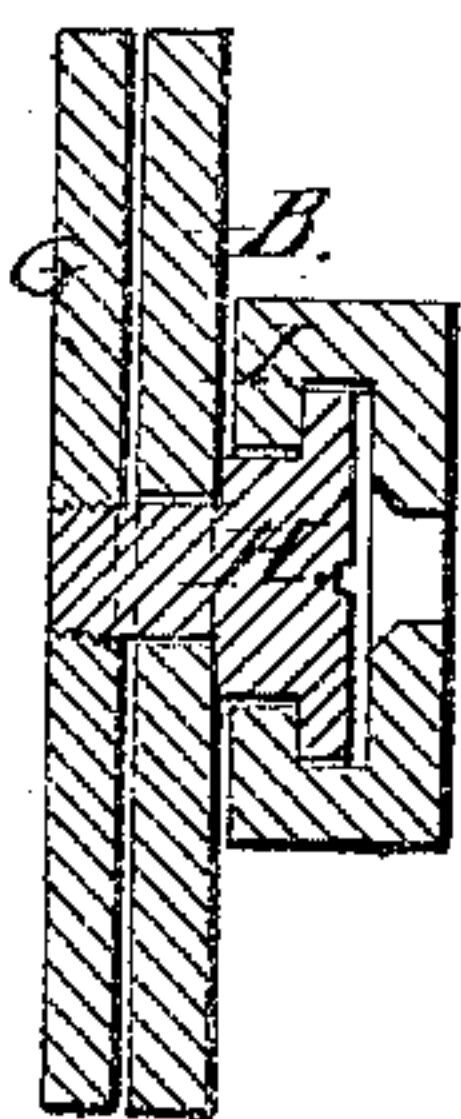


Fig. 2.

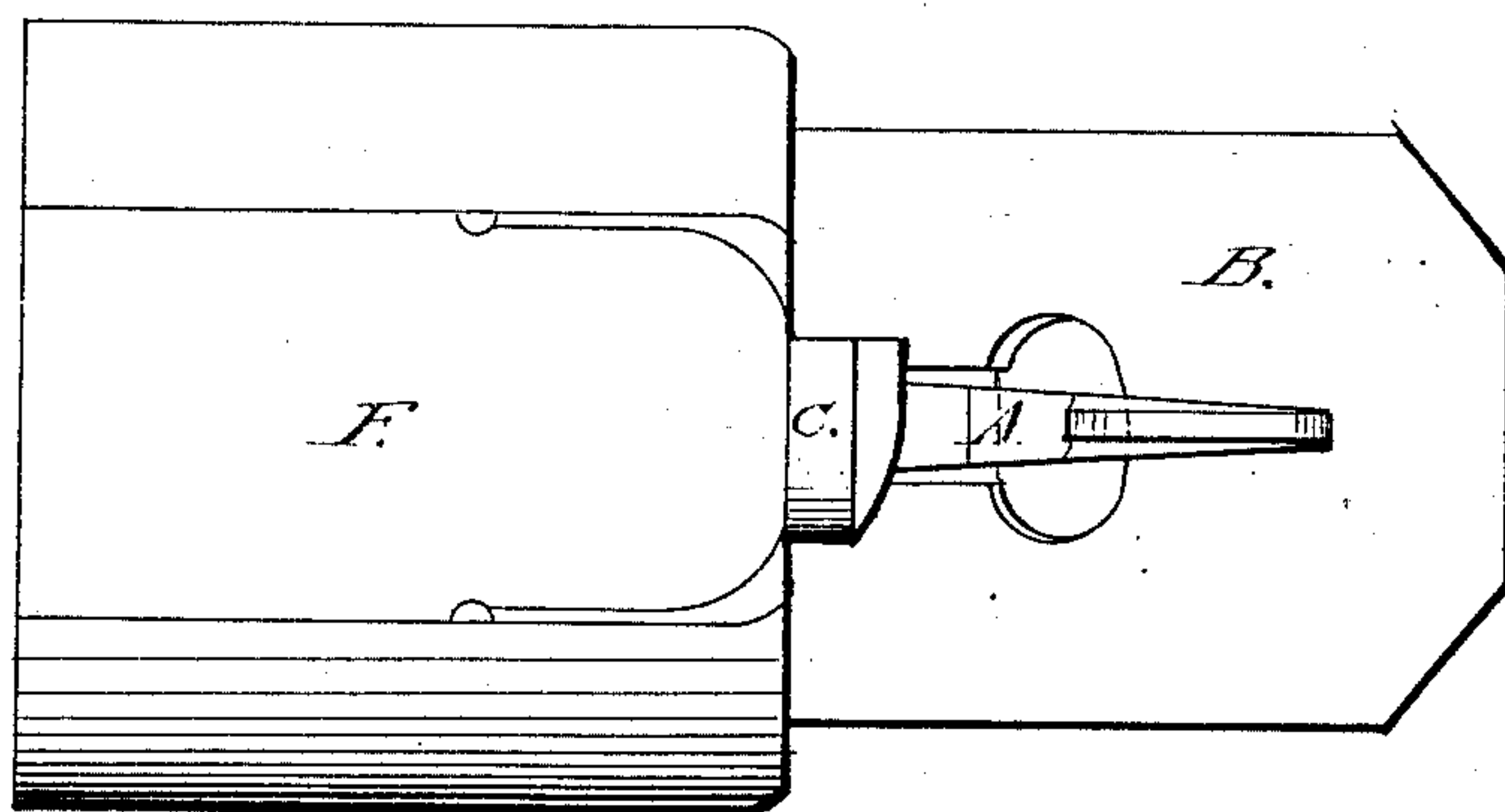
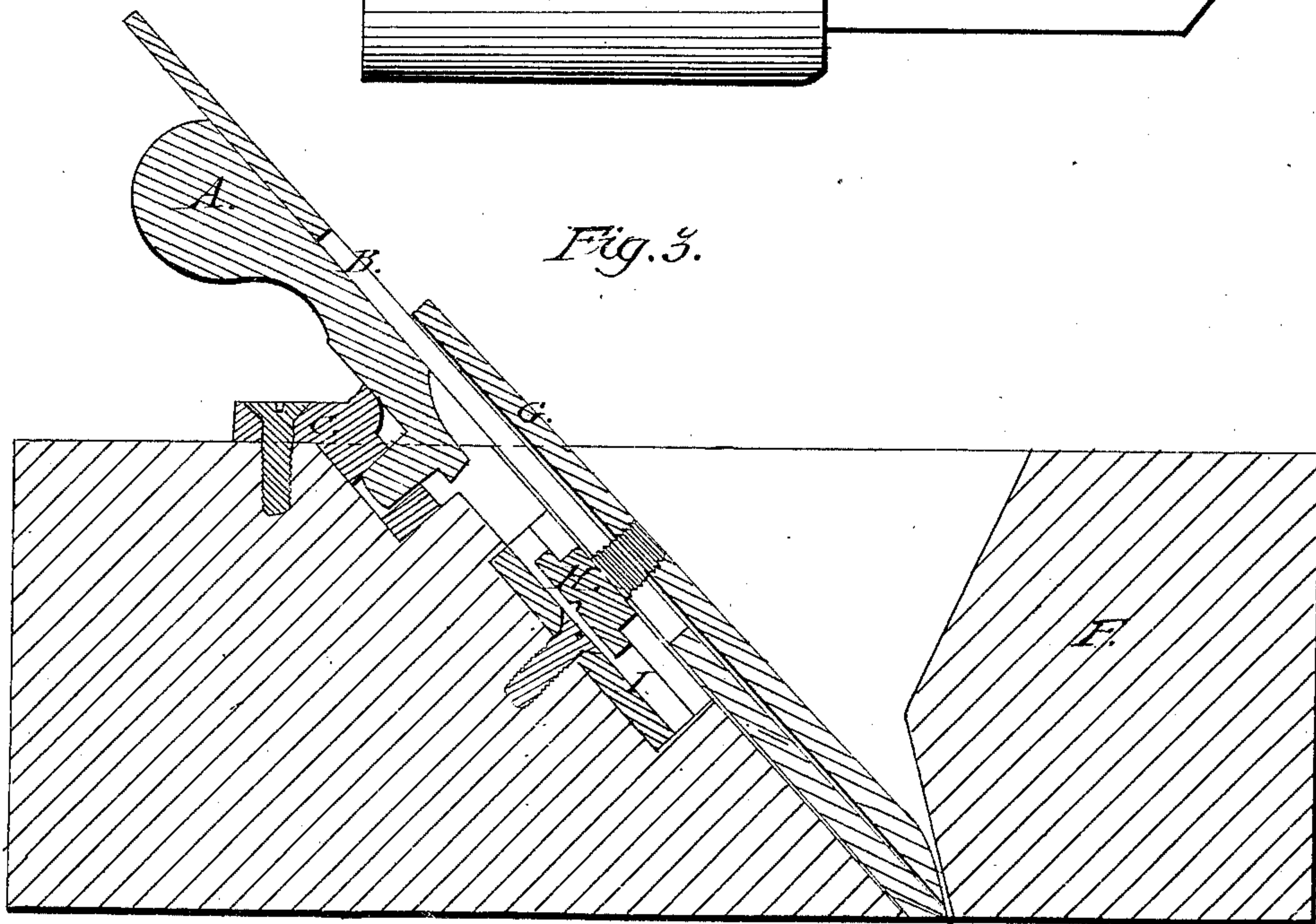


Fig. 3.



Witnesses:

Beige Robinson
Myron C. Brown,

Inventor:

Wm. Stoddard

UNITED STATES PATENT OFFICE.

WM. STODDARD, OF LOWELL, MASSACHUSETTS.

MODE OF SECURING AND ADJUSTING PLANE-IRONS IN THEIR STOCKS.

Specification of Letters Patent No. 17,645, dated June 23, 1857.

To all whom it may concern:

Be it known that I, WILLIAM STODDARD, of Lowell, in the county of Middlesex and State of Massachusetts, have invented a new and Improved Mode of Fastening in Plane-Irons; and I do hereby declare that the following is a full, clear, and exact description thereof, reference being had to the accompanying drawings, and to the letters of reference marked thereon, in which—

Figure 1 is a plan of a plane with my invention attached showing the lever A through an opening in the iron B; Fig. 2 is an end elevation presenting the cam stand C and lever A as seen from a back end view of the plane; Fig. 3 is a longitudinal vertical section on D, E, on which F denotes the tool stock; G, a cap on the cutting iron B and confined to it by the double headed bolt H. This bolt slides loosely in the grooved stand I, seen more distinctly in Fig. 7, which is a transverse vertical section through the double irons B and G, bolt H, and stand I.

A is a lever acting in and on the cam stand C in such a manner that moving it to the right or left lowers or raises the upper ends of the irons B, G. At the same time the cutting or lower ends are moved in an opposite direction by means of their connection with stand I by bolt H which serves as a fulcrum for lever A to operate upon thus firmly pressing the irons B and G to the plane stock and preventing any looseness or chattering at their cutting ends as is often the case when fastened by a key or wedge.

What I claim as my invention and wish to secure by Letters Patent is—

The grooved stand I double-headed bolt H in combination with the cam A and its stand C for the purposes set forth and described.

WILLIAM STODDARD. [L. s.]

Witnesses:

ALBERT I. PHILBRICK,
H. G. BLAISDELL.