

J. P. Derby
Button.

N^o 16909.

Patented Mar. 31. 1857.

Fig. 1

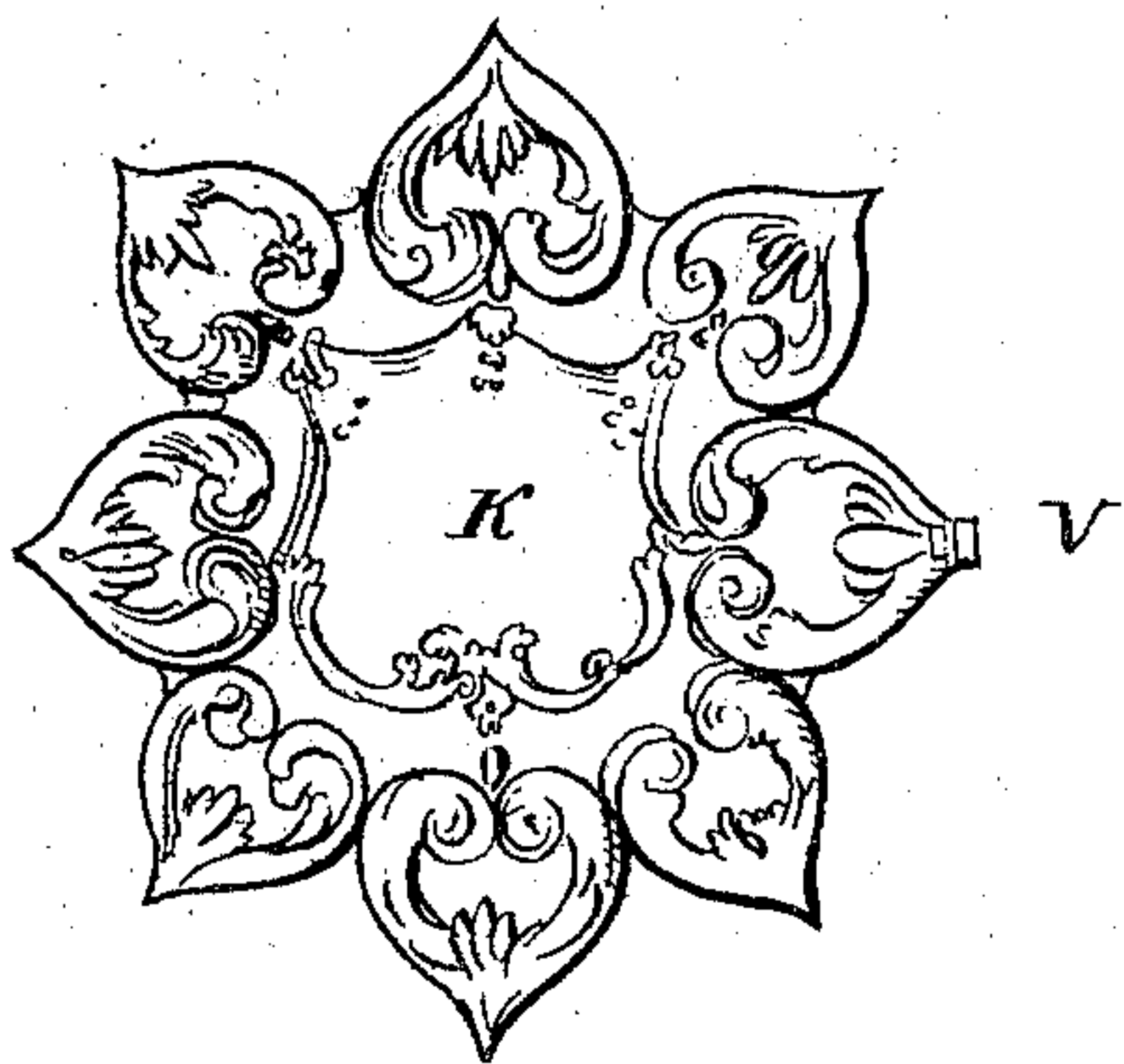


Fig. 3.

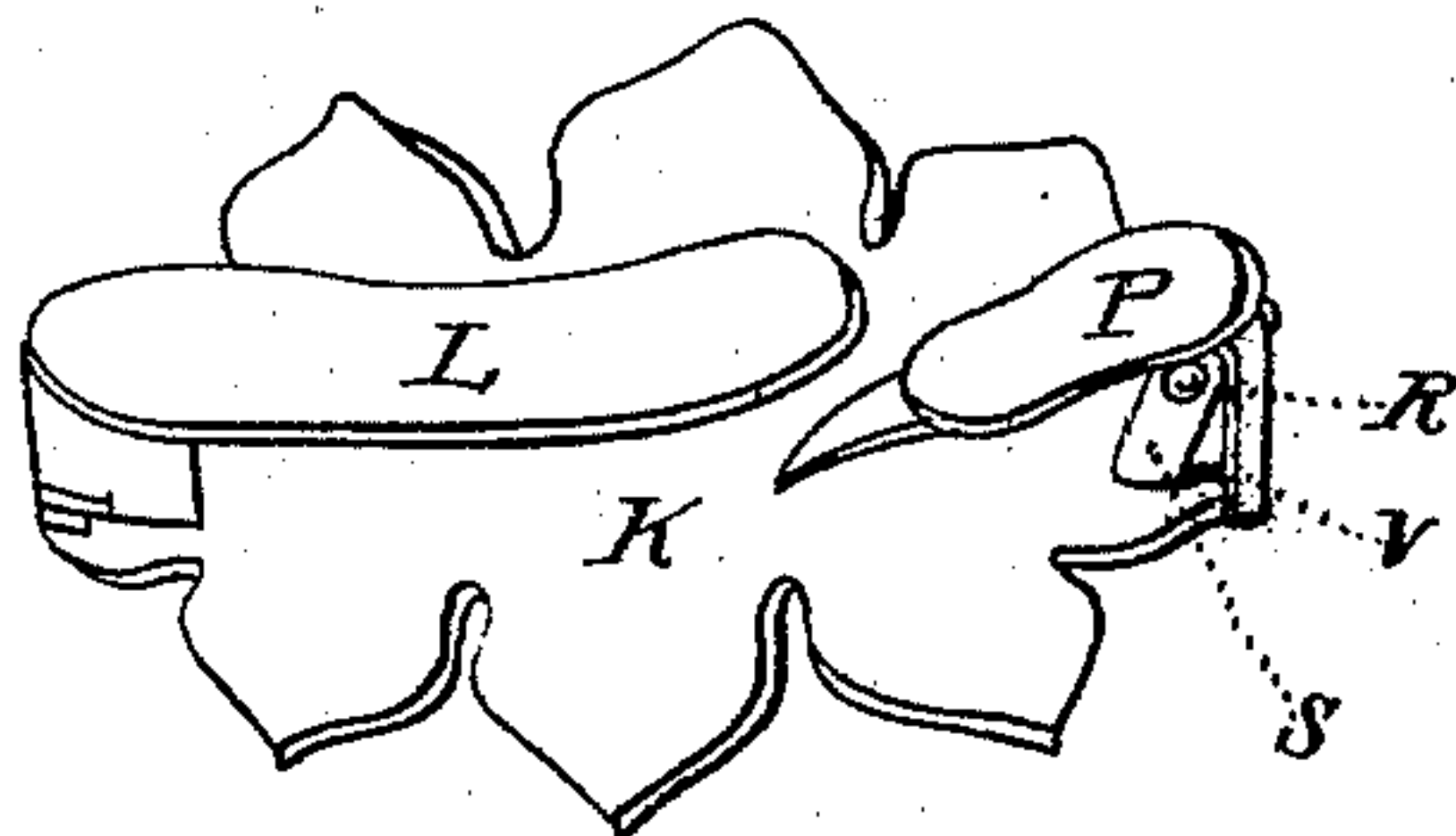
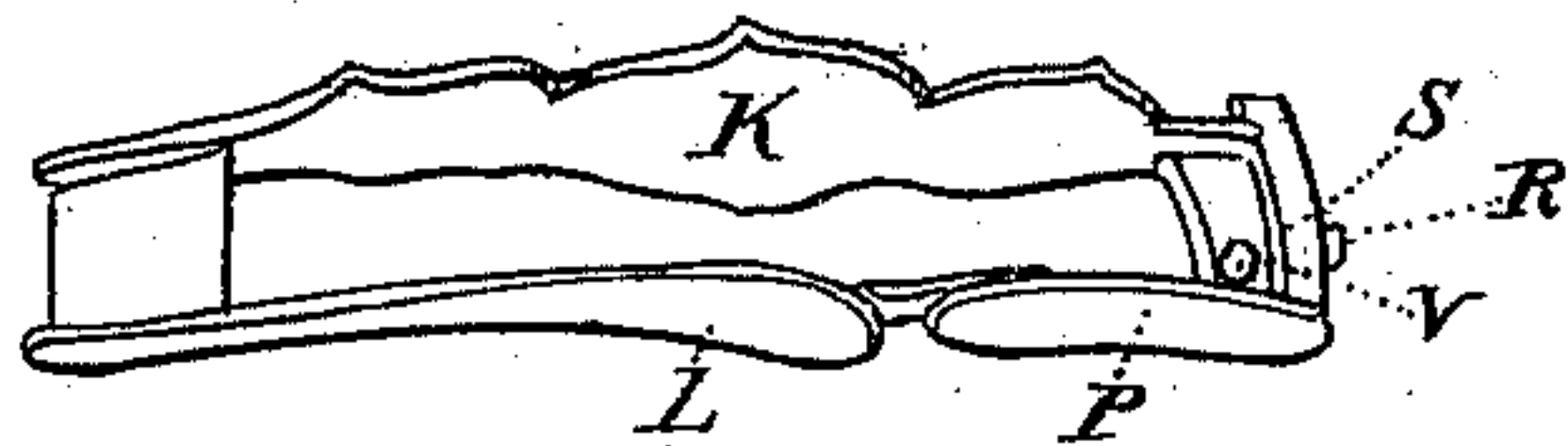


Fig. 2.



UNITED STATES PATENT OFFICE.

JOHN P. DERBY, OF BOSTON, MASSACHUSETTS.

SLEEVE-BUTTON.

Specification of Letters Patent No. 16,909, dated March 31, 1857.

To all whom it may concern:

Be it known that I, JOHN P. DERBY, of Boston, in the county of Suffolk and State of Massachusetts, have invented a new and
5 useful Improvement in Fasteners for Securing and Fastening the Wristbands of Shirts; and I do hereby declare that the same is fully described and represented in the following specifications and the accompanying
10 drawings, of which—

Figure 1 exhibits a face view. Fig. 2 exhibits a perspective face view showing the position of the fastener when closed. Fig. 3 exhibits a perspective back view showing
15 the fastener when opened to receive the wristband.

Like letters refer to like parts.

To enable others skilled in the art to make and use my invention, I will state that my
20 improvement consists in having attached to one end of a face plate by means of a post or stem, a stationary cross piece or plate, which may extend three fourths or the whole length of the face plate as may be desired,
25 while to the other end of face plate is attached another post, to which is hung or jointed a short wing or arm; connected with this short arm is a lever which extends up to the level of the face plate, by which the
30 movable arm is operated. The face plate if desired having a slot formed in its edge for the lever to rest in.

I will now proceed to describe my improvement more fully referring to the draw-
35 ings.

Letter K represents the face plate.

Letter L represents the stationary cross plate.

Letter P represents the movable wing or
40 arm.

Letter R represents the hinge that connects the arm P with the post S.

Letter V represents the lever connected with the arm P, and by which the said arm
45 is operated.

Letter S represents a post which being attached to face plate is so shaped on the end to which the arm P is jointed, as to allow the arm P to be raised and depressed.

50 By referring to Fig. 3 it will be readily seen that when the arm P is depressed, the cross plate L can be easily inserted in the

button hole of the wristband, and after it 55 is so inserted by drawing it up until the other edge of the wristband enters the opening, and until the other button hole is brought under the end of the arm P, the said arm can by the means of the lever V 60 be entered into the hole, and the fastener at once secured in its place. It is evident that after it is once entered, the wristband constantly resting on and bearing down the arm P, that there is no liability of its be- 65 coming detached or lost. In detaching the fastener from the wristband it is only necessary to partially turn or cant the face plate, thus withdrawing the edge of arm P from the button hole, when by pushing over the 70 lever V it becomes detached, and the fastener can be easily withdrawn.

The constriction of this fastener enables the face plate to sit closely to the wristband of the shirt when it is entered into the but- 75 ton holes, and from the ease with which it can be inserted, there is no liability to ruffle the smoothness of the wristband. These features form a very desirable part of the improvement. 80

Having thus fully described my invention, I do not claim the movable arm P, or the joint by which it is attached to the fastener, as I am aware that the eye of button or clasp has been constricted with a movable 85 part which opened inward, such forms no part of my invention. But

What I do claim as new, and desire to secure by Letters Patent is—

The lever V; which is used by increasing 90 the distance between the joint R and the face plate K, by the means of a post S, so shaped that the arm P can be raised and depressed, substantially as described; said arrangement allowing the fastener to be en- 95 tirely operated from the face side, in securing it to, and detaching it from the wristband.

In testimony whereof I have hereunto set my signature this twenty-eighth day of Oc- 100 tober in the year of our Lord A. D. 1856.

JOHN P. DERBY.

Witnesses:

GEO. T. ANGELL,
C. HOLLIS.