

H. H. TORREY.
CLOTHES WASHING MACHINE.

No. 15,353.

Patented July 15, 1856.

Fig. 1.

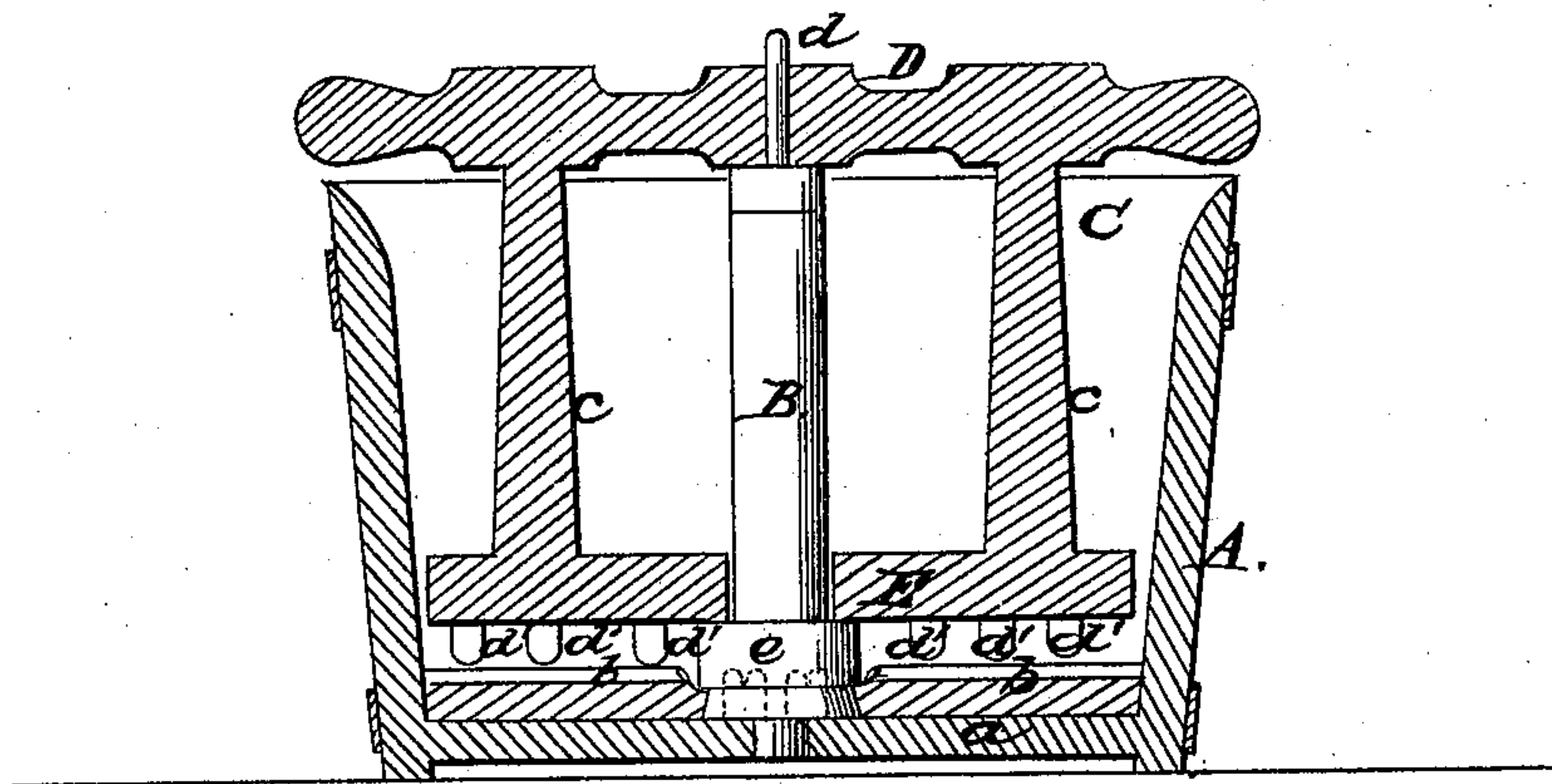


Fig. 2.

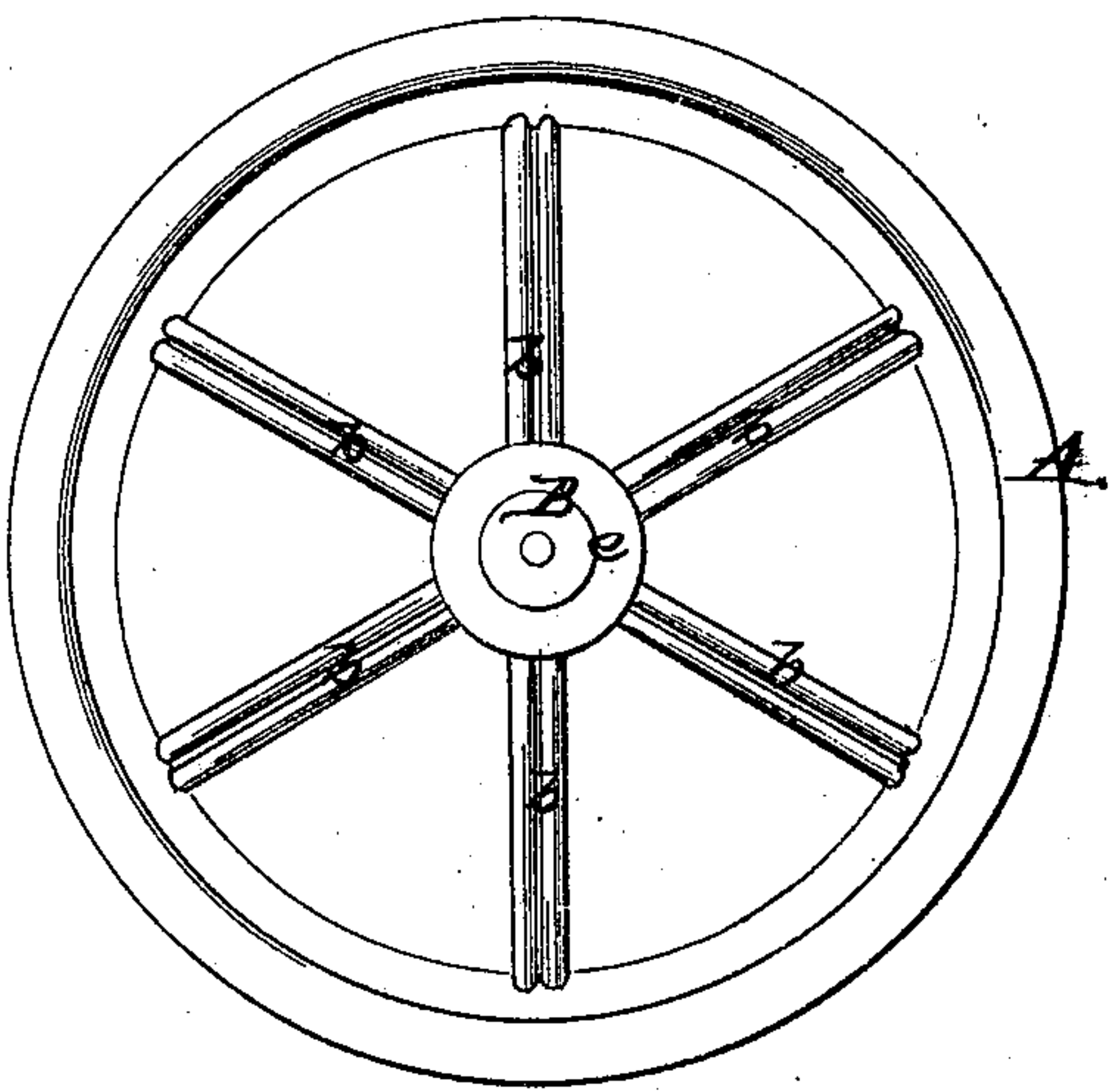
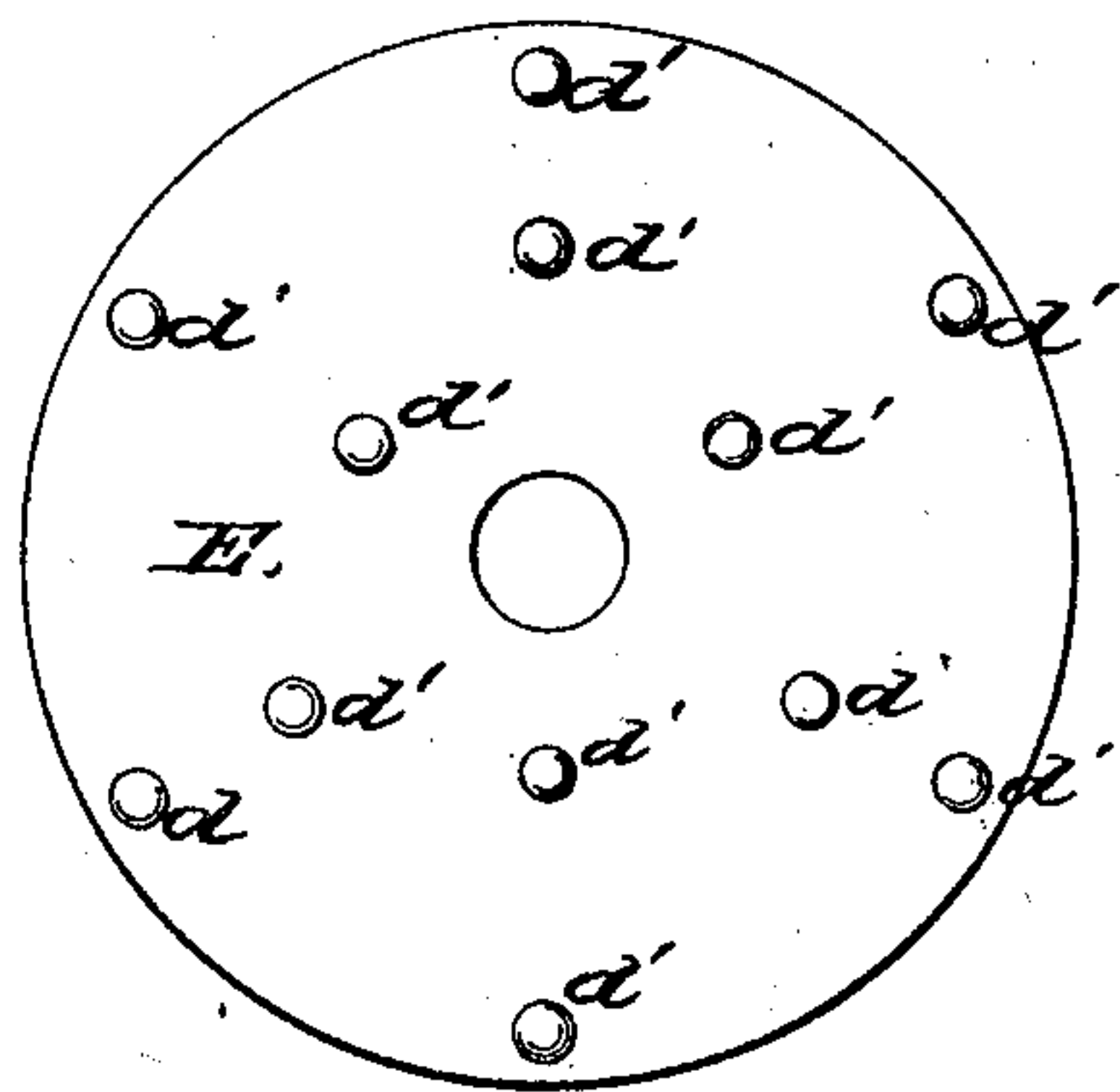


Fig. 3.



UNITED STATES PATENT OFFICE.

H. H. TORREY, OF BUFFALO GROVE, ILLINOIS.

WASHING-MACHINE.

Specification of Letters Patent No. 15,353, dated July 15, 1856.

To all whom it may concern:

Be it known that I, H. H. TORREY, of Buffalo Grove, in the county of Ogle and State of Illinois, have invented a new and Improved Clothes-Washing Machine; and I do hereby declare that the following is a full, clear, and exact description of the same, reference being had to the annexed drawings, making a part of this specification, in which—

Figure 1, is a vertical section of my improvement, the plane of section being through the center. Fig. 2, is a plan or top view of the same, the carrying disk being removed. Fig. 3, is an under view, or, an inverted plan of the carrying disk.

Similar letters of reference indicate corresponding parts in the several figures.

My invention consists in securing at the center of a tub or case similar to an ordinary wash tub, a vertical arbor or shaft, having a frame fitted upon it, to the lower end of which frame a circular disk is attached, said disk having pins or pegs in its under surface as will be presently described, by which the clothes are turned and carried back and forth over stationary rubbers secured to the bottom of the tub or case and thoroughly washed.

To enable others skilled in the art to fully understand and construct my invention, I will proceed to describe it.

A represents a tub or case constructed similar to an ordinary wash-tub, and having a vertical arbor or shaft B secured in any proper manner to the center of its bottom (a). On the bottom (a) of the tub, there are secured radial rubbers (b), six are represented in Fig. 2, but more or less may be used. These rubbers are merely strips of wood fluted on their upper surface as shown in Fig. 2.

C is a frame formed of two vertical bars (c) (c) which are connected by a horizontal handle D at their upper ends. The upper end of the arbor or shaft has a rod (d) secured in it, which rod passes through the center of the handle D, the center of the handle resting upon the upper end of the arbor or shaft. The lower ends of the bars

(c) (c) are attached to a circular disk E the under surface of which has pins or pegs (d') secured in it, which pins project a suitable distance below the disk. Any proper number of pins or pegs may be employed.

The arbor or shaft B passes through the center of the disk E which rests upon a shoulder (e) at the lower end of the arbor or shaft as clearly shown in Fig. 1.

The clothes to be washed are placed in the tub or case A the frame and disk being previously removed and a requisite quantity of suds is placed in the tub. The frame C is then placed upon the arbor or shaft B, the disk E resting upon the clothes. The disk E is then turned by hand with a rotating reciprocating motion and the pins or pegs (d') carry the clothes back and forth through the suds and over the rubbers (b) which effectually cleanse the dirt therefrom; the pins or pegs turning the clothes each time the movement of the disk is reversed. The disk is not pressed upon the clothes but merely rests upon them with a pressure due to its own weight.

The above improvement is extremely simple and may be manufactured at a small cost. It will not injure the clothes by tearing them nor wrench the buttons therefrom.

I am aware that a disk placed within a tub has been previously used for washing clothes, but, in consequence of rubbers or corrugated surfaces being placed both on the bottom of the tub and under surface of the disk, the clothes were torn and otherwise injured during the operation.

I do not claim, therefore, the tub A and disk E, separately or in themselves considered, but I claim—

The rotating reciprocating disk E placed within the tub A and upon an arbor or shaft B, when said disk is provided with pins or pegs (d') on its under surface and the bottom of the tub with radial rubbers (b), substantially as shown for the purpose specified.

H. H. TORREY.

Witnesses:

HENRY BUCK,
CYRUS D. TORREY.