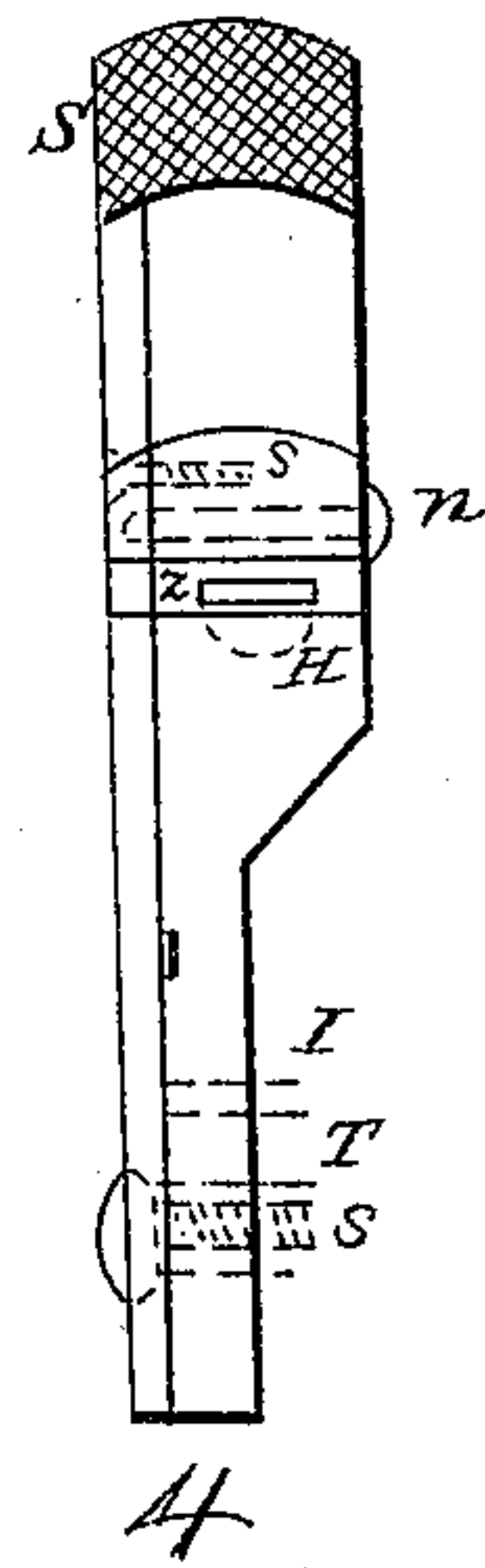

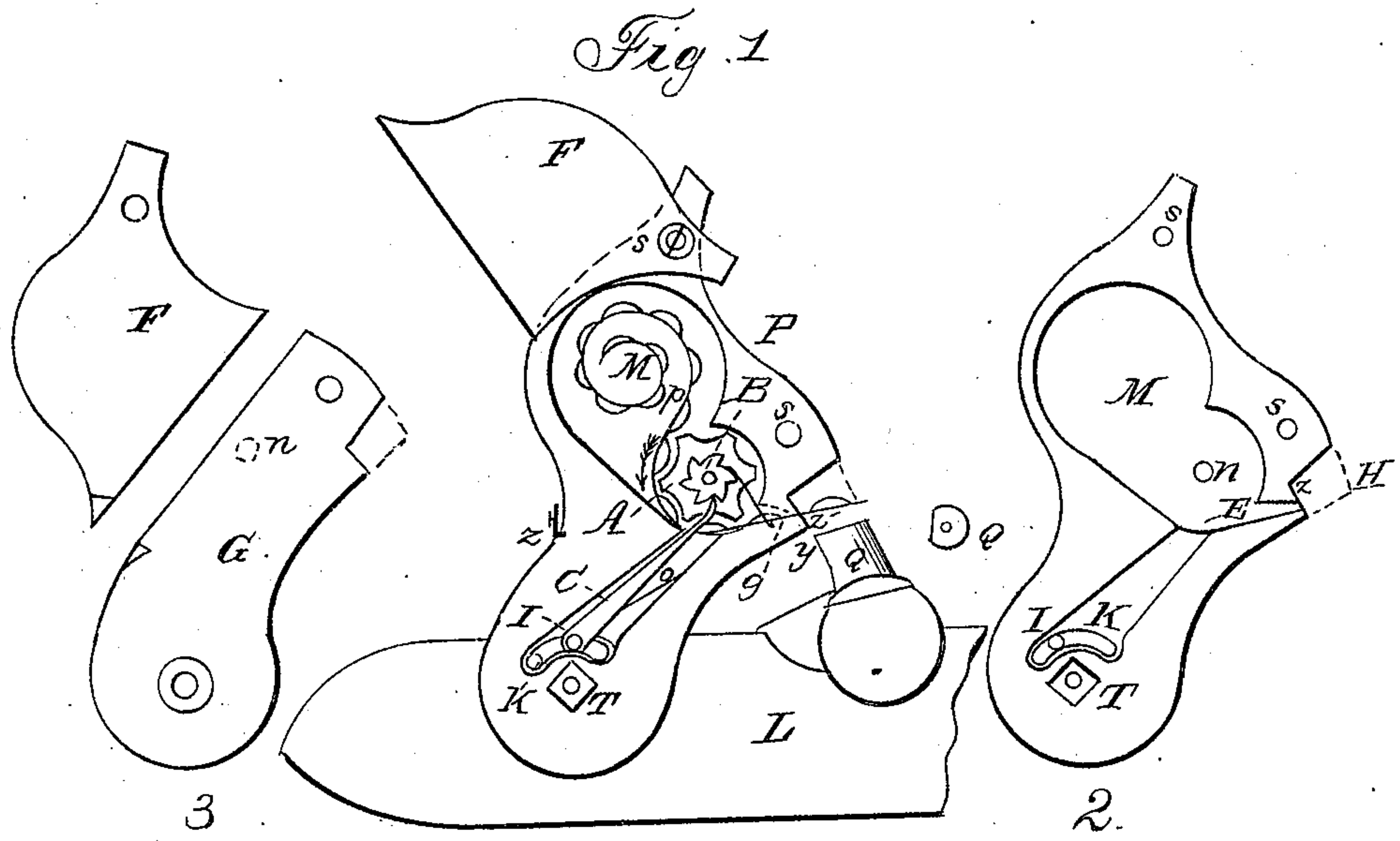


J. N. WARD.

Priming-Cock.

No. 15,262.

Patented July 1, 1856.



UNITED STATES PATENT OFFICE.

JAMES N. WARD, OF THE UNITED STATES ARMY.

MAGAZINE-HAMMER FOR FIREARMS.

Specification of Letters Patent No. 15,262, dated July 1, 1856.

To all whom it may concern:

Be it known that I, JAMES N. WARD, of the United States Army, have invented a new and useful Improvement in Firearms; and I do hereby declare that the following is a full, clear, and exact description of the construction and operation of the same, reference being had to the annexed drawing, forming part of this specification, in which—

10 Figure 1 is a side view of a gun lock with hammer falling on cone; the side of hammer being removed and showing primer and feeding arrangement of same. Fig. 2 is a side view of hammer; showing primer chamber, and cavity for feed works. Fig. 3 is a view showing side plates of the hammer. Fig. 4 is a front view of the hammer; showing opening for the passage of the primer.

Similar letters of reference in the several figures denote the same part of the fire arm.

The nature of my invention consists in feeding from a chamber in the hammer head, at the cocking of the piece, such portion of the primer known as "Maynard's primer", as is required for the discharge; by certain mechanism, hereinafter to be set forth. And also in the severing of the protruding portion of the primer, by the hammer and cone, as the hammer falls, the details of construction and operation being as follows.

In the drawing, I is a pin fixed in the lock L, over which passes the slot $\frac{1}{2}$ of the hammer P. In the head of the hammer is a cavity M constituting the magazine of the arm. This cavity communicates with the channel e , leading to the orifice H, (as shown in Figs. 2 and 4). In the lower portion of cavity M, upon a pin n are the wheels A and B, fastened one on the other as shown in detached view, and capable of turning freely on said pin n .

On pin I is a pawl C held against the ratchet B by a spring O. This pawl makes an invariable connection between pin I and the tooth of the ratchet in which the lip of the pawl rests; so that as the hammer is drawn back, the wheels A B are necessarily turned in the direction of the arrow. The spring pawl d prevents the return of the ratchet on the falling of the hammer: the

pawl C then slipping backward. The pawl C lies within a cavity in the hammer, whose inner plane is without the outer face of the feed wheel A. By this construction a clear passage is insured for the primer, as none of the mechanism can come in contact with it, except the feed wheel.

The primer p is coiled in the magazine, as shown in Fig. 1, and being carried under wheel A is moved forward at each turn of the wheel, produced by the backward turning of the hammer, as above set forth.

Q is the cone over which the primer is brought as the hammer falls, the edge Y of which passing close to the face z of the hammer, severs the protruding portion of the primer previous to the explosion, and covers the exit from the fire. The face of the cone has the form shown in detached view, so that a straight cutter is thus formed by edge Y.

The advantages of this invention consist in the simple mode of feeding, the priming at the time of cocking, and the cutting off of the primer by means of the hammer and cone, and thus dispensing with a separate attachment therefor.

Disclaiming all other parts of the firearm not hereinafter mentioned as being already in use.

I claim as new and of my own invention—

1. The feed wheel A, ratchet B, and pawl C in combination with each other, and the coil chamber M in the hammer head; said wheels being so situated relative to the pawl, that the outer face of the feed wheel shall be within the inner plane of the pawl cavity; the operation being as hereinbefore set forth.

2. I also claim the combination of the cone with the hammer substantially as specified for severing the protruding portion of the primer, and closing the primer passage.

In testimony whereof, I have hereunto signed my name before two subscribing witnesses.

J. N. WARD.

Witnesses:

WM. DIXEY,
W. H. BROWN.