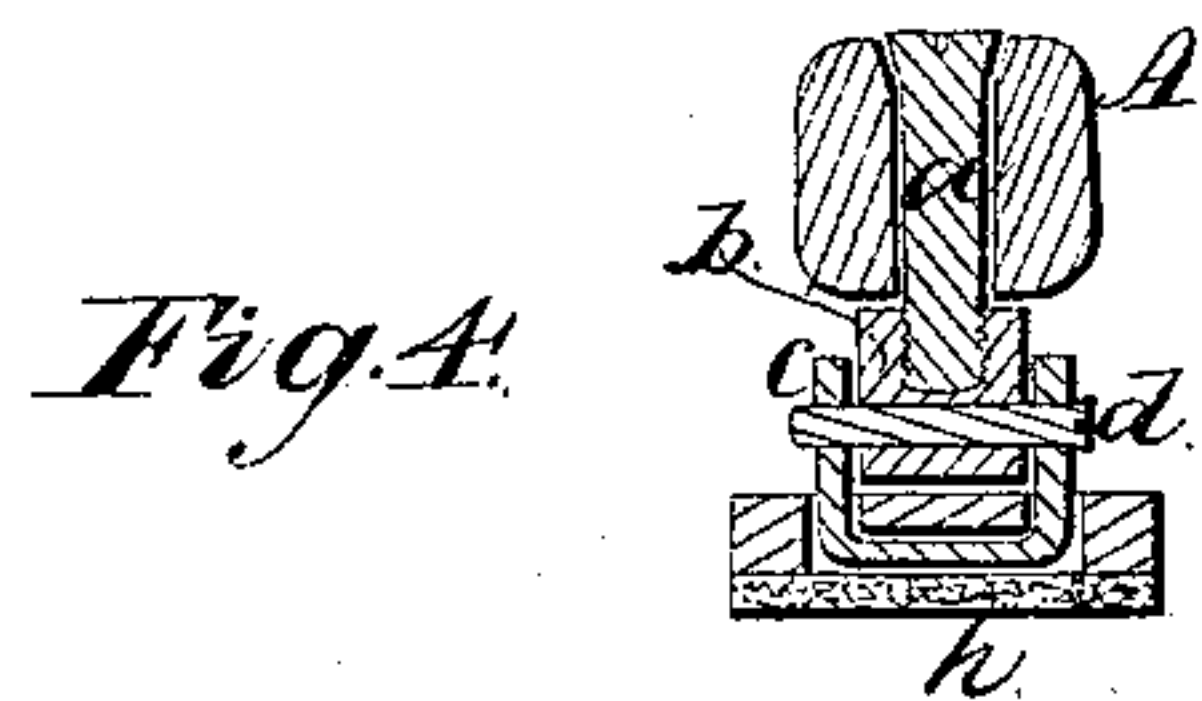
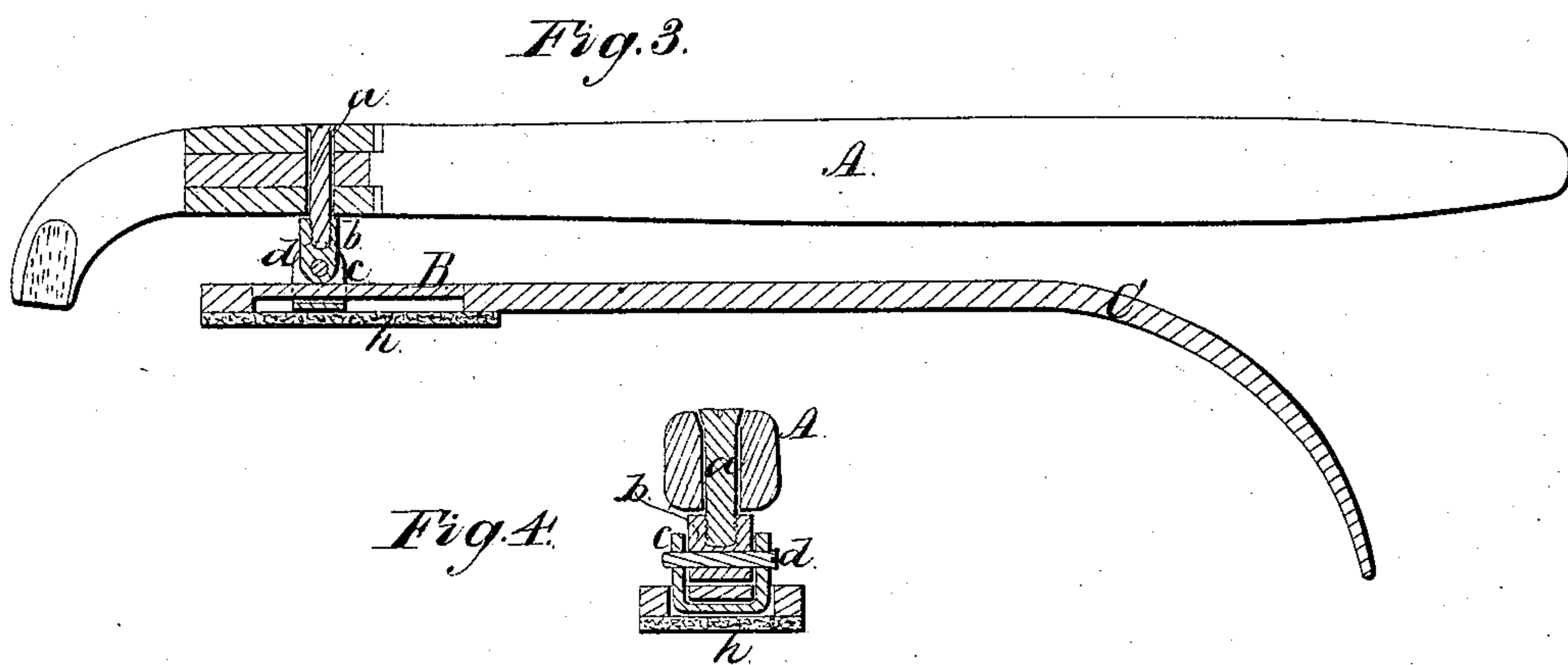
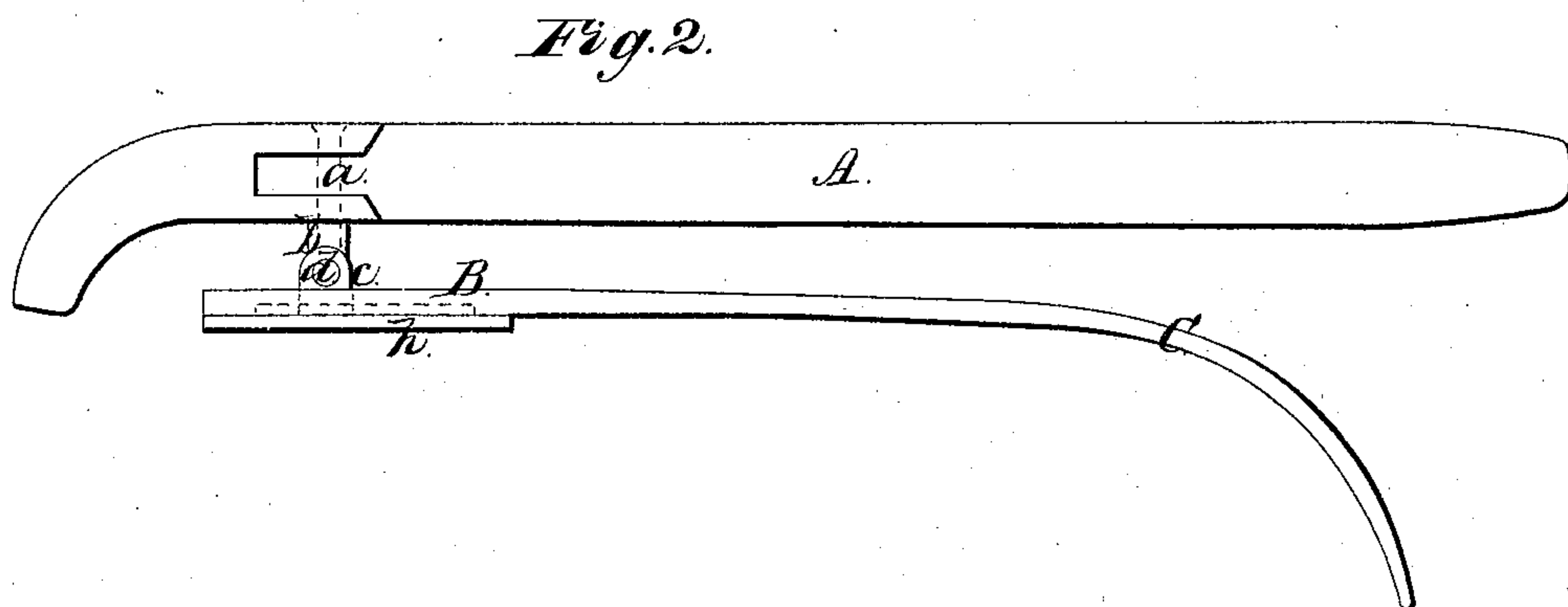
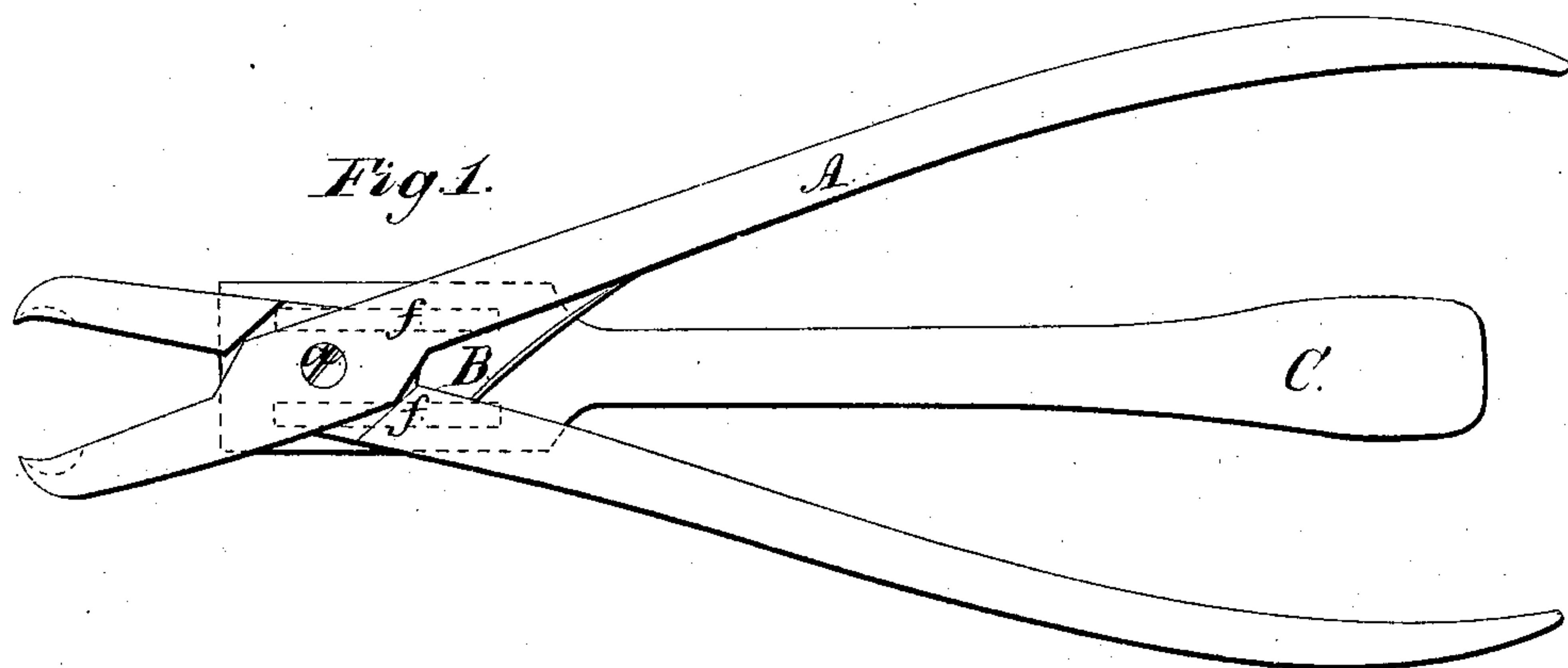


*H. J. Batchelder,*

*Dentists' Forceps.*

*N<sup>o</sup> 15,215.*

*Patented July 1, 1856.*



# UNITED STATES PATENT OFFICE.

HAZEN J. BATCHELDER, OF WEST FAIRLEE, VERMONT.

## DENTAL FORCEPS.

Specification of Letters Patent No. 15,215, dated July 1, 1856.

*To all whom it may concern:*

Be it known that I, HAZEN J. BATCHELDER, of West Fairlee, in the county of Orange, and State of Vermont, have invented an Improvement in Dental Forceps; and I do hereby declare that the same is fully described and represented in the following specification and the accompanying drawings, of which—

Figure 1, exhibits a top view of a pair of my improved forceps for extracting teeth. Fig. 2, a side elevation of the same. Fig. 3, a vertical, central and longitudinal section. Fig. 4, a transverse section taken through their fulcrum.

In said drawings, A exhibits a pair of forceps, which turn horizontally on a screw pin, *a*, projecting up from a block, *b*, which is hinged to a slider, *c*, or turns vertically therein and on a horizontal pin, *d*, extending through it and the slider. The slider is formed somewhat like a stirrup, as seen in Fig. 4, and extends upward through two long parallel slots, *f, f*, made in a bearer plate, B, to whose under surface a cushion or sheet of india rubber or other suitable elastic material is applied, as seen at, *h*, in the drawings, it being so affixed thereto as not to interfere with the sliding movements of the slider, when the latter is moved either toward or away from the front end of the bearer. A handle or lever, C, extends from said bearer rearward as seen in Figs. 1, 2, and 3, the object of such being to enable a dentist to place and maintain the bearer on the jaw or any other part of the mouth during the process of extracting a tooth.

In using the instrument, the bearer is generally placed on the teeth adjacent to the one to be extracted, it serving as a support for the fulcrum of the forceps. By means

of the lever extending from the bearer much of the downward pressure of the fulcrum may be relieved from the teeth, and be borne upon the hand which has hold of the lever, and by applying the forceps to the bearer by a universal joint or devices as described, we are enabled to move the forceps in various directions, as well as in a manner to draw a tooth directly from its socket. By having the fulcrum so connected with the bearer as to be capable of sliding thereon, we have the means of adjusting the bearer with respect to the jaws of the forceps, as circumstances may require.

I do not claim the application of a rest or bearer to a pair of dental forceps, whereby they may be supported on any part of the jaw or teeth adjacent to a tooth to be extracted, nor do I claim combining the forceps with the fulcrum slide or plate by a universal joint. Nor do I claim combining with the fulcrum or bearer the handle or lever by which the said fulcrum may be maintained in place, but

I claim—

Applying or connecting the forceps and the bearer by a stirrup and slot irrespective of the universal joint and substantially as specified or the equivalent therefor, so that the distance between the extreme end of the bearer and the points or ends of the jaws of the forceps may be adjusted, or, in other words, either increased or diminished, as circumstances may require.

In testimony whereof I have hereunto set my signature this thirty-first day of January A. D. 1856.

HAZEN J. BATCHELDER.

Witnesses:

R. H. EDDY,  
F. P. HALE, Jr.