
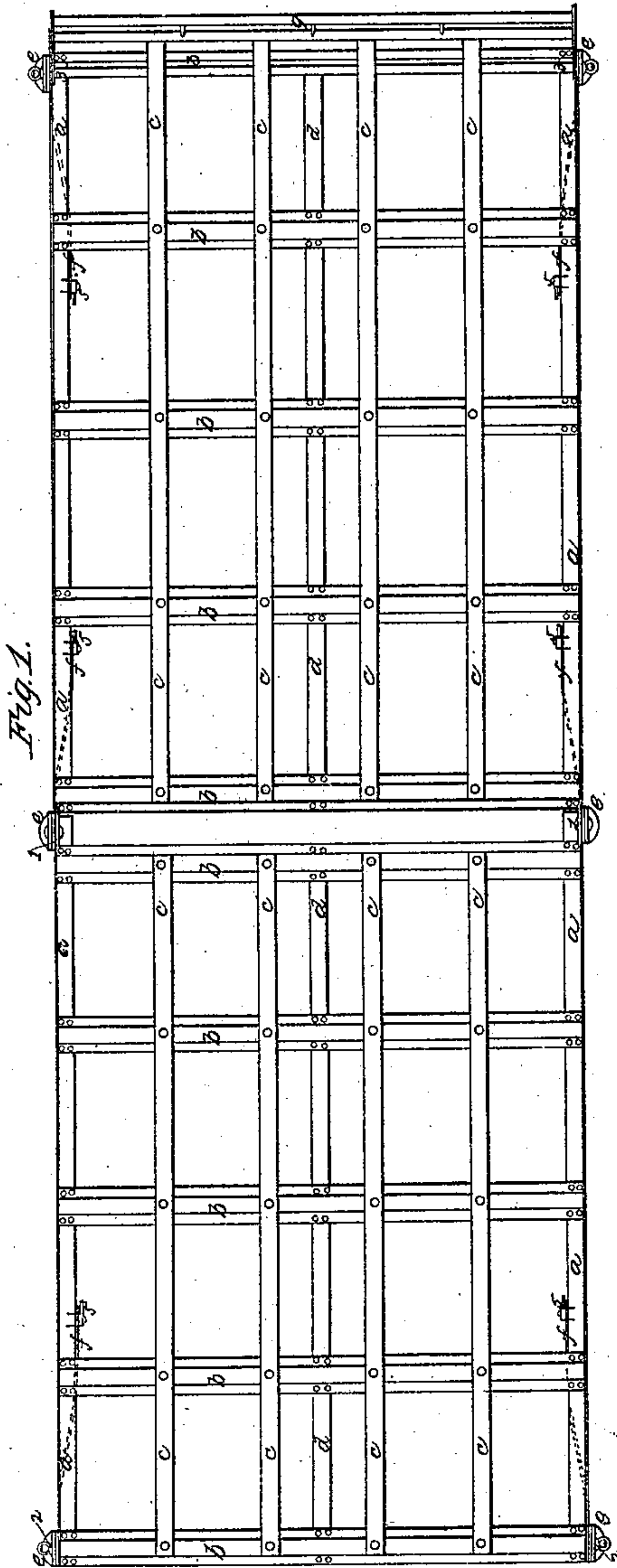
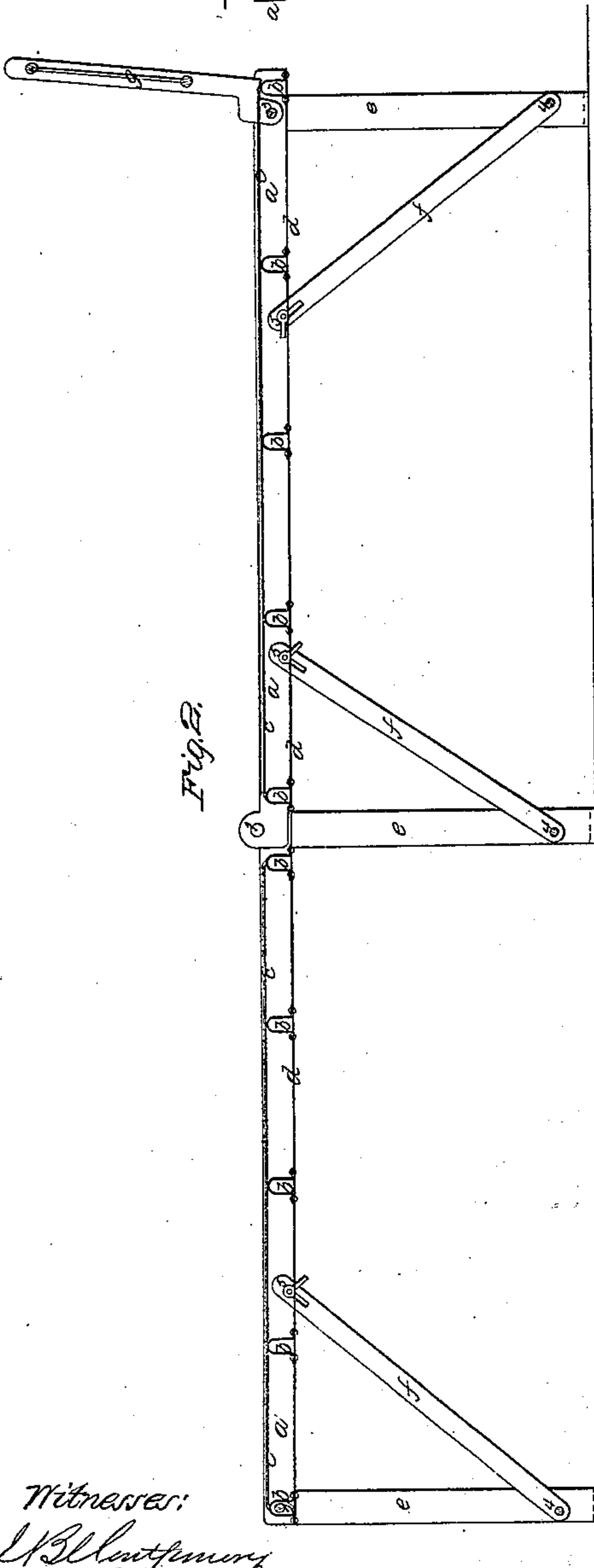
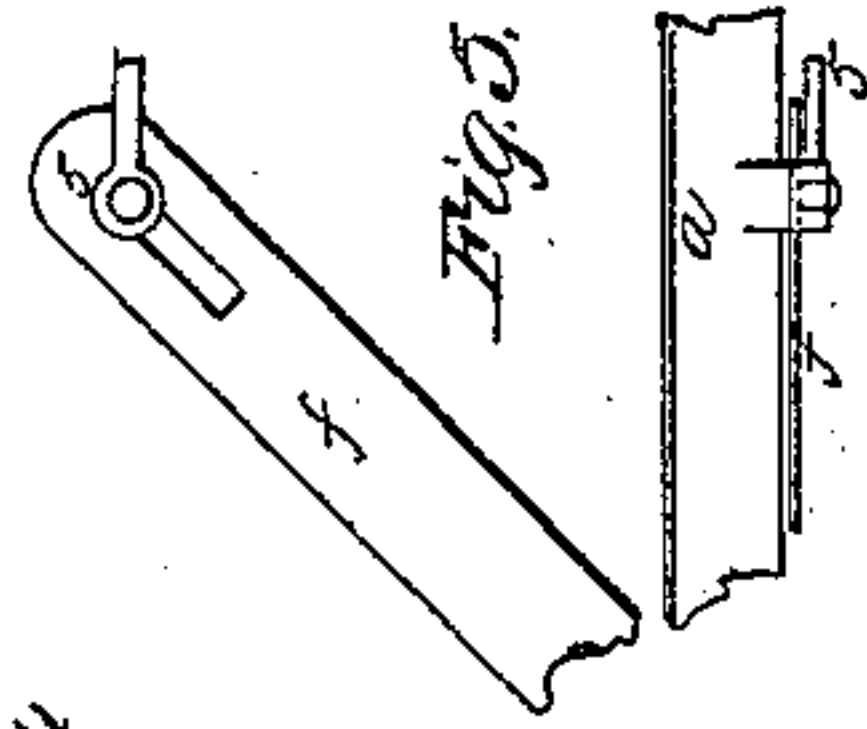


# M. Lefferts, Camp Bed.

N<sup>o</sup> 14,668.

Patented Apr 15, 1856.



Witnesses:  
L. B. Huntington  
C. A. Perry

Inventor:  
Marshall Lefferts



# UNITED STATES PATENT OFFICE.

MARSHALL LEFFERTS, OF NEW YORK, N. Y.

## METALLIC BEDSTEAD.


Specification of Letters Patent No. 14,668, dated April 15, 1856.


*To all whom it may concern:*

Be it known that I, MARSHALL LEFFERTS, of the city, county, and State of New York, have invented, made, and applied to use certain new and useful Improvements in Corrugated-Iron Camp-Bedsteads; and I do hereby declare that the following is a full, clear, and exact description of the construction and operation of the same, reference being had to the annexed drawing, making part of this specification, wherein—

Figure 1, is a plan of the bedstead as open ready for use, Fig. 2, is a vertical, longitudinal section, and Fig. 3, represents the side of the bedstead when folded together for transportation.

Similar marks of reference indicate the same parts.

The nature of my said invention consists in constructing the cross bars of the bottom in a bent or  form attached at their ends to angle iron bars which form the edges of the bottom of the bedstead, and said cross bars are prevented from twisting or bending sidewise by straps running on both the top and bottom of the said cross bars, which combinedly form a light strong and substantial framing for receiving a mattress, and one that will not be bent down or damaged by any ordinary weight, but will keep the mattress out flat and in the most comfortable position for the party making use of the same.

*a, a*, are metallic bars of an angular or L-form running along the edges of the bedstead bottom and forming the side rails. The horizontal parts of these L formed bars are inward or toward each other and receive the bars *b, b*, which are of corrugated or  shape sectionally. These bars *b, b*, sit onto the lower parts of the angle iron *a*, seen in Fig. 4, and are secured thereto by rivets or otherwise, so that the vertical part of the angle iron *a*, covers or closes the ends of the corrugated bars *b, b*, producing a handsome and workmanlike finish. By this arrangement and construction of parts, the bars *a, a*, or side rails furnish the requisite strength longitudinally of the bedstead, while the bars *b, b*, support the superincumbent weight crosswise of the bedstead without deflection.

*c, c*, are metallic straps running lengthwise of the bedstead at suitable distances to sustain the mattress; and riveted or otherwise attached to the cross bars *b, b*. If these

upper straps *c, c*, only were used, the inequalities of weight on the bed might twist the corrugated bars *b, b*, or allow the thin metal of which they are composed to spread on the lower part of the corrugation and give down. To prevent this I make use of one or more straps *d*, extending along on the underside of the corrugated cross bars *b, b*, and connected to their edges by rivets or otherwise.

The bars or side rails *a, a*, are jointed near the center at the points 1, 1, so that one part of the bedstead can be folded over onto the other.


*e, e*, are legs attached at the ends of the rails *a*, by tie rods 2 and 3, and at the middle the legs *e, e*, are secured by the rivets or screws of the joints 1, 1.



4, 4, are tie rods connecting the lower ends of the pairs of legs *e, e*, and from these tie rods 4, 4, diagonal braces *f f*, extend to the side rails *a, a*, where each is secured by a hole and slot which is passed over a stud and drop pin 5, shown in larger size in Fig. 5, to attach the upper ends of said braces firmly in place.

*g*, is a metallic head frame attached by means of the tie rod 3, see Figs 1, and 2, so that the same can be turned up or down.

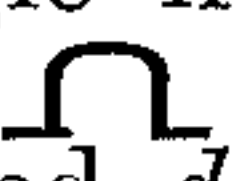
When the bedstead is to be shut up for transportation the head frame *g* is first to be turned down, then the bottom is to be folded together with the head frame between, and the braces *f f* are to be disconnected, the legs turned up, and the braces shut past each other as seen in Fig. 3; and to give room for the braces *f*, in this position the legs are slightly removed by a washer, sufficient to allow the braces *f* to pass between the legs and side rails *a*.

It will thus be evident that I construct the said bedstead in a very strong and substantial manner, the parts being so shaped and fitted that the greatest strength can be obtained with the least possible weight of material, and that the general arrangement and construction of the parts gives facility for folding compactly for transportation.

I do not claim angle iron in itself neither do I claim  shaped or corrugated metallic bars as both these forms of metal are well known, but I am not aware that the bottom of a bedstead has ever before been formed of a combination of these metal tie bars, together with the tie rods as set forth, thereby the bedstead bottom is made in the most

convenient and durable form, combining strength and lightness, because the angle iron receiving the ends of the  formed cross bars makes a neat, and durable attachment by simply uniting the flat part of the  forms to the horizontal part of the angle iron; these two forms thus being better adapted to each other for this purpose than any other character of corrugated metal, and the tie straps connecting the cross bars at the same time sustain the mattress and prevent the said cross bars from twisting as specified.

What I claim and desire to secure by Letters Patent is—

The combination of the angle iron side rails *a*, with the corrugated or  formed cross bars (*b*) and straps *c*, and *d*, in the manner and for the purposes specified.

In witness whereof I have hereunto set my signature this fourteenth day of November 1855.

MARSHALL LEFFERTS.

Witnesses:

J. B. MONTGOMERY,  
JOHN MERRY.