

Fraissinet & Reboul.

Ticket Holder.

N^o 13,817.

Patented Nov. 20, 1855.

Fig. 1.

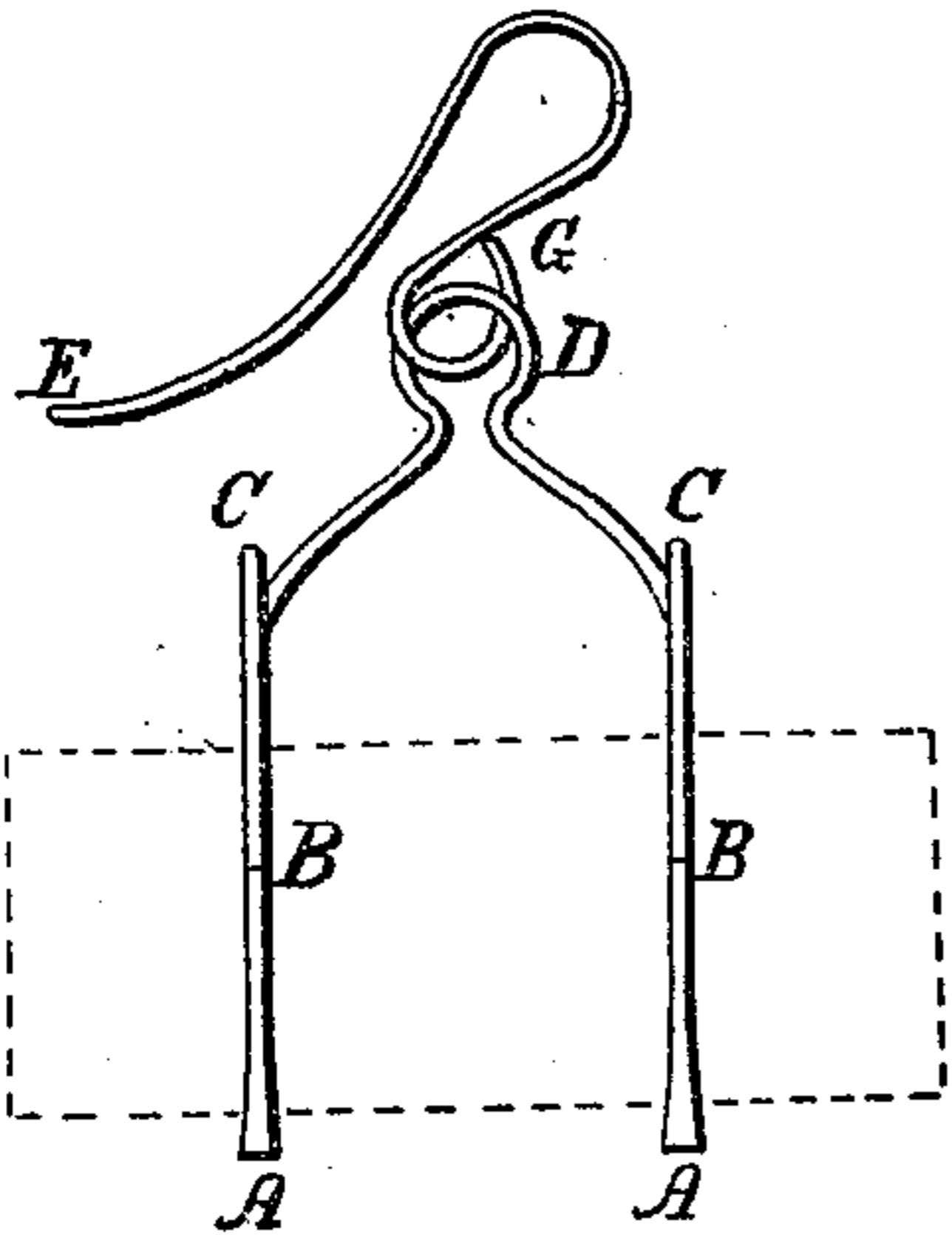


Fig. 2.

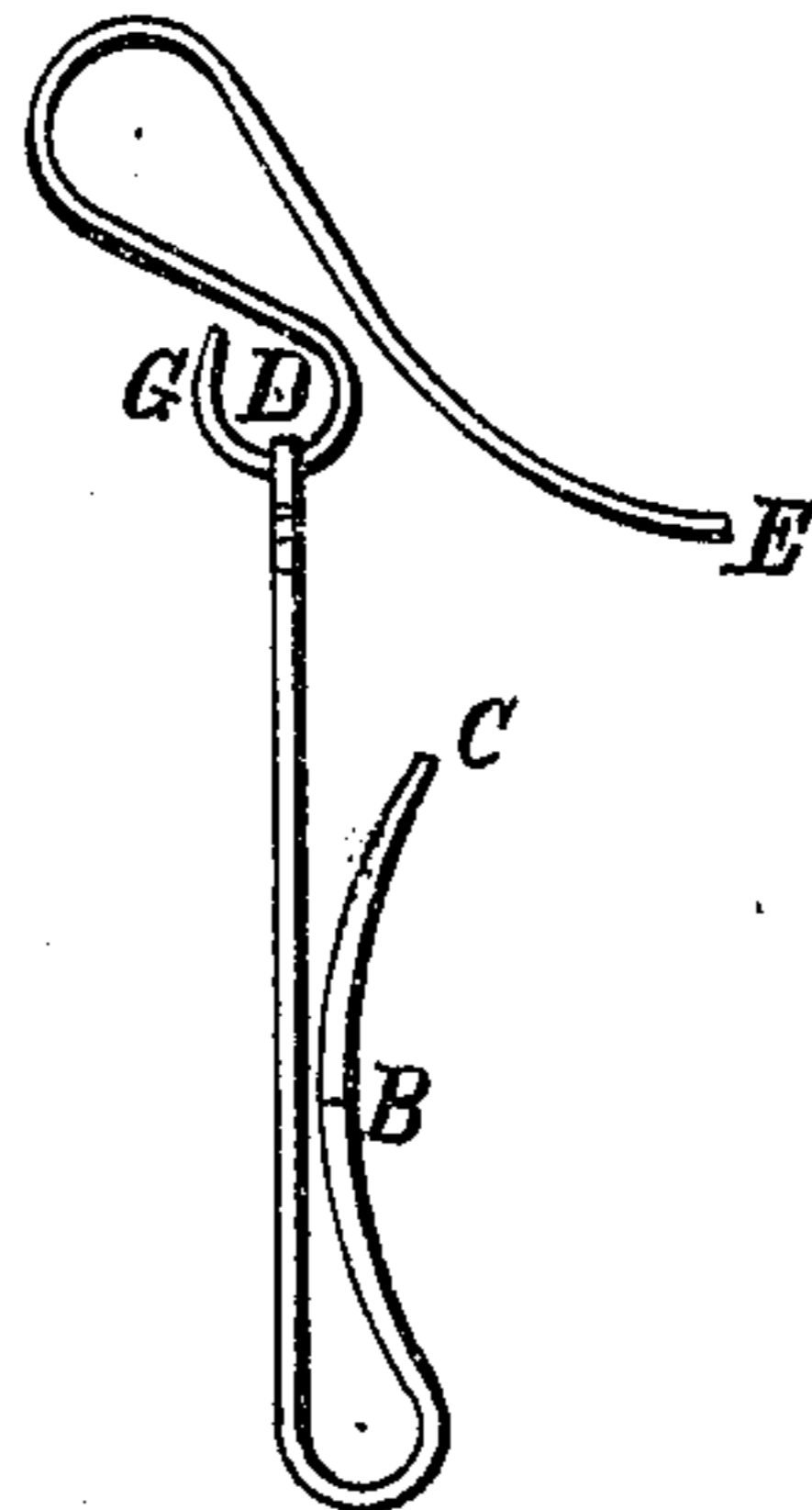


Fig. 3.

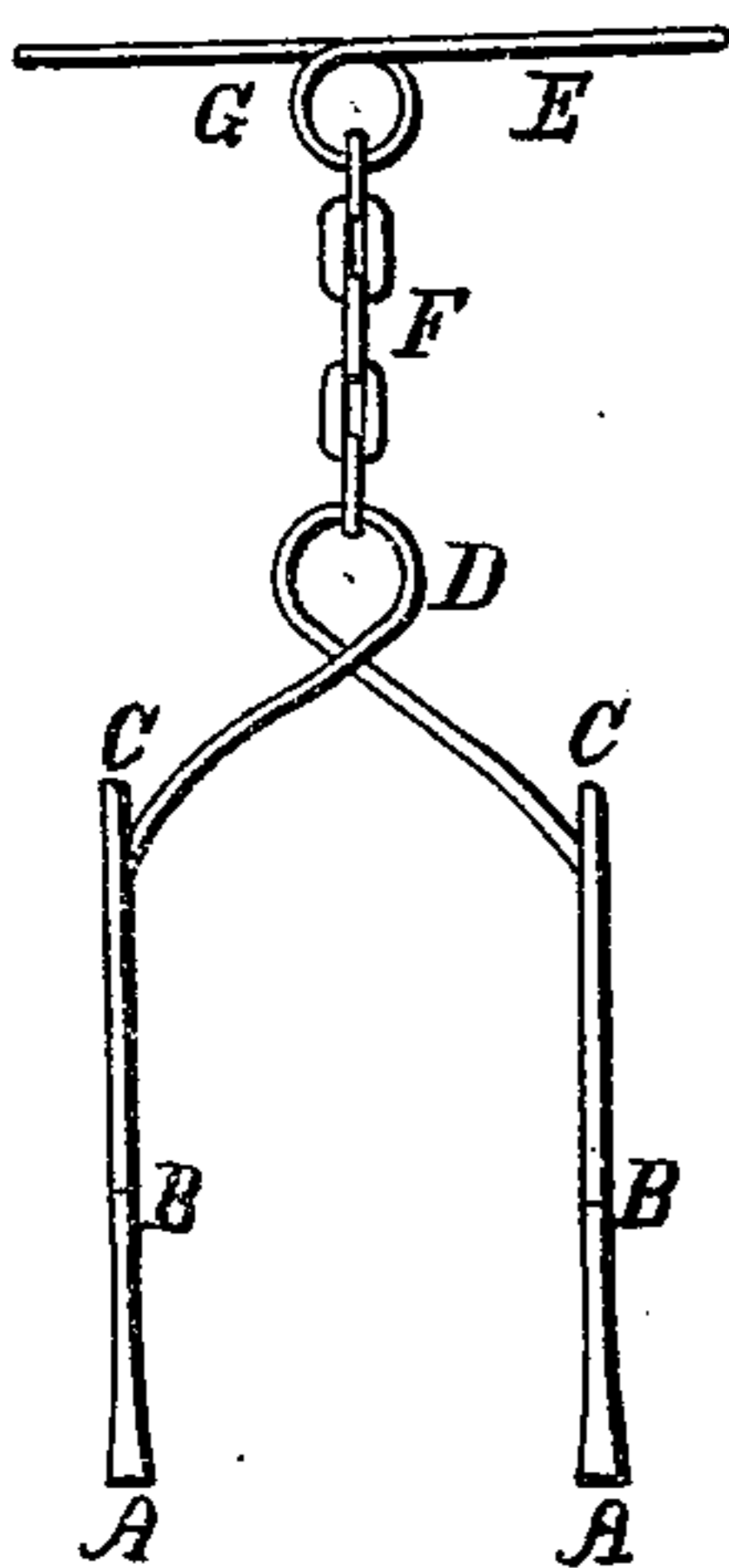


Fig. 4.



Witnesses.

J. S. Hartman
Or A. Gilber

Inventors.

L. Fraissinet
Reboul

UNITED STATES PATENT OFFICE.

E. P. FRAISSINÉT AND H. E. REBOUL, OF PARIS, FRANCE.

TICKET-HOLDER.

Specification of Letters Patent No. 13,817, dated November 20, 1855.

To all whom it may concern:

Be it known that we, EDOUARD PIERRE FRAISSINÉT and HENRI EMILE REBOUL, Route d'Orleans, Montrouge, Paris, in the
5 Empire of France, gentlemen, have invented a certain new and useful Apparatus or Instrument for the Preservation and Safe Custody of Railway or other Portable Tickets, which apparatus we call "Garde Bil-
10 let", and that the following is a full, clear, and exact description of the principle or character which distinguishes our invention from all other things before known and of the usual manner of making, modifying,
15 and using the same.

Our invention consists in constructing a small and portable apparatus to insure, especially to railway travelers, or others obliged to provide themselves with tickets,
20 a safe and commodious means of preserving, keeping, securing and exhibiting them. The apparatus can be placed in the buttonhole of a coat or in any other convenient and visible part of a garment. It has the
25 further advantage of sparing the traveler or exhibitor the inconvenience of the frequent showing of his ticket to the railway or other officials.

The most secure and commodious form we
30 have adopted to carry out the principle of our invention consists in a stamped and twisted metallic wire, as represented in Figures 1 and 3 of the annexed drawing, which represent front views, and Figs. 2 and 4 side
35 views of the apparatus. In these drawings the same letters of reference represent parts which are similar. The section of the wire is flattened in A, so as to form a triangle at B, the upper part of the triangle being

turned toward the interior of the clasp c 40 which at its two extremities is bent outward. The bent part acting in conjunction with the spring of the two arms B B, maintains the ticket in its place and prevents all lateral displacement, while the curved ex- 45 tremities of the arms B B facilitate the easy and rapid introduction and withdrawal at the required moment.

A small chain F Figs. 3 and 4 is inserted in the twisted part D and is attached in G 50 to a snaffle which serves to suspend the apparatus to the buttonhole of a coat, or to any other part of a garment, a twisted wire, Figs. 1 and 2, bent in E serves for the same
55 purpose.

The application of this instrument extends to every kind of card or ticket which require to be presented and exhibited, such as for omnibuses, steamboats, bazaars, ex- 60 hibitions and theaters.

And having now described the nature of our said invention and the manner of putting the same into execution we wish it to be understood that we do not confine ourselves to the forms hereinbefore described, as they 65 may be varied without deviating from the principle herein described, but—

What we claim, is—

The construction of an apparatus or instrument for carrying, securing and exhibit- 70 ing tickets as herein before described and referred to in the figures of the drawing.

ED. FRAISSINÉT.
H. E. REBOUL.

Witnesses:

L' DE FONTAINE MONEAU,
W. A. GILBEE.