

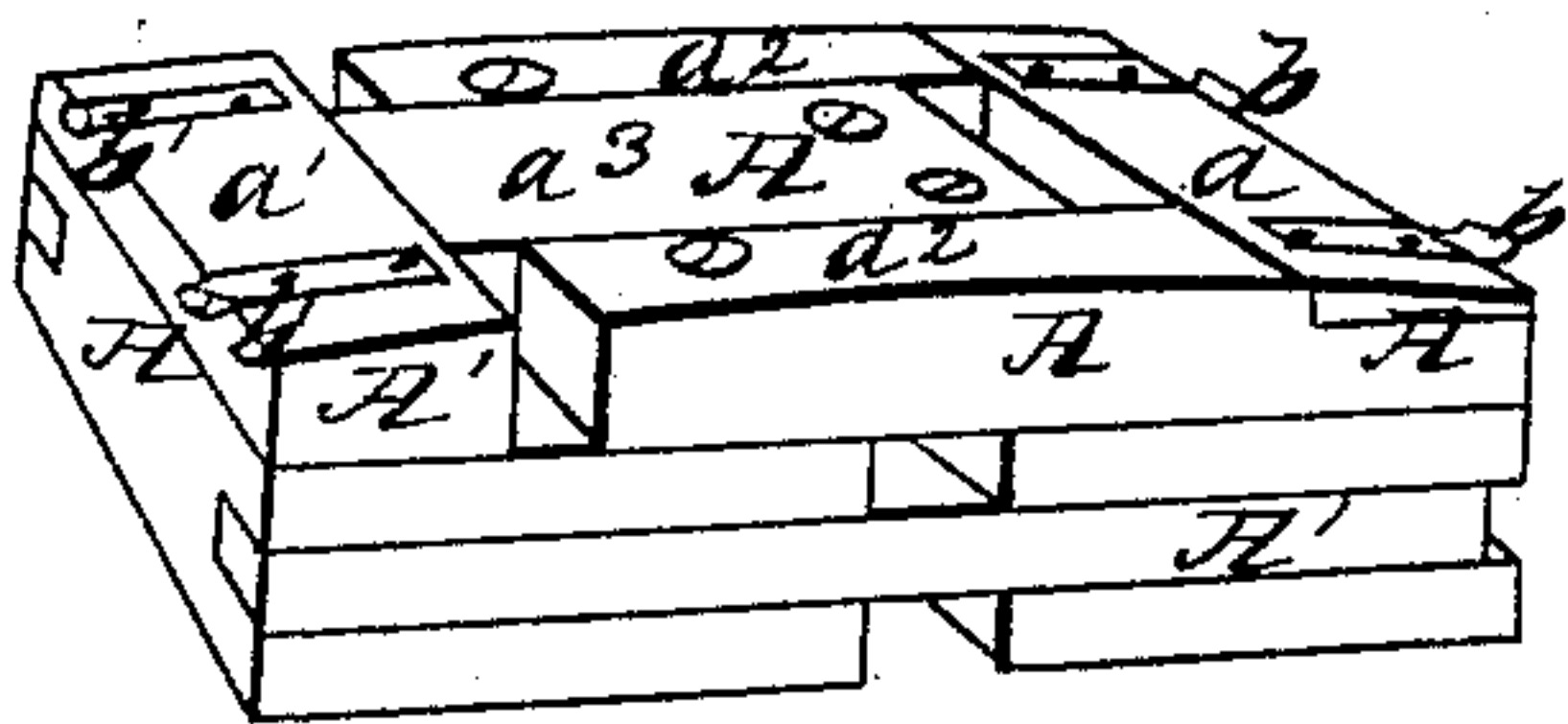
*D. Shive,*

*Daguerreotype-Plate Holder.*

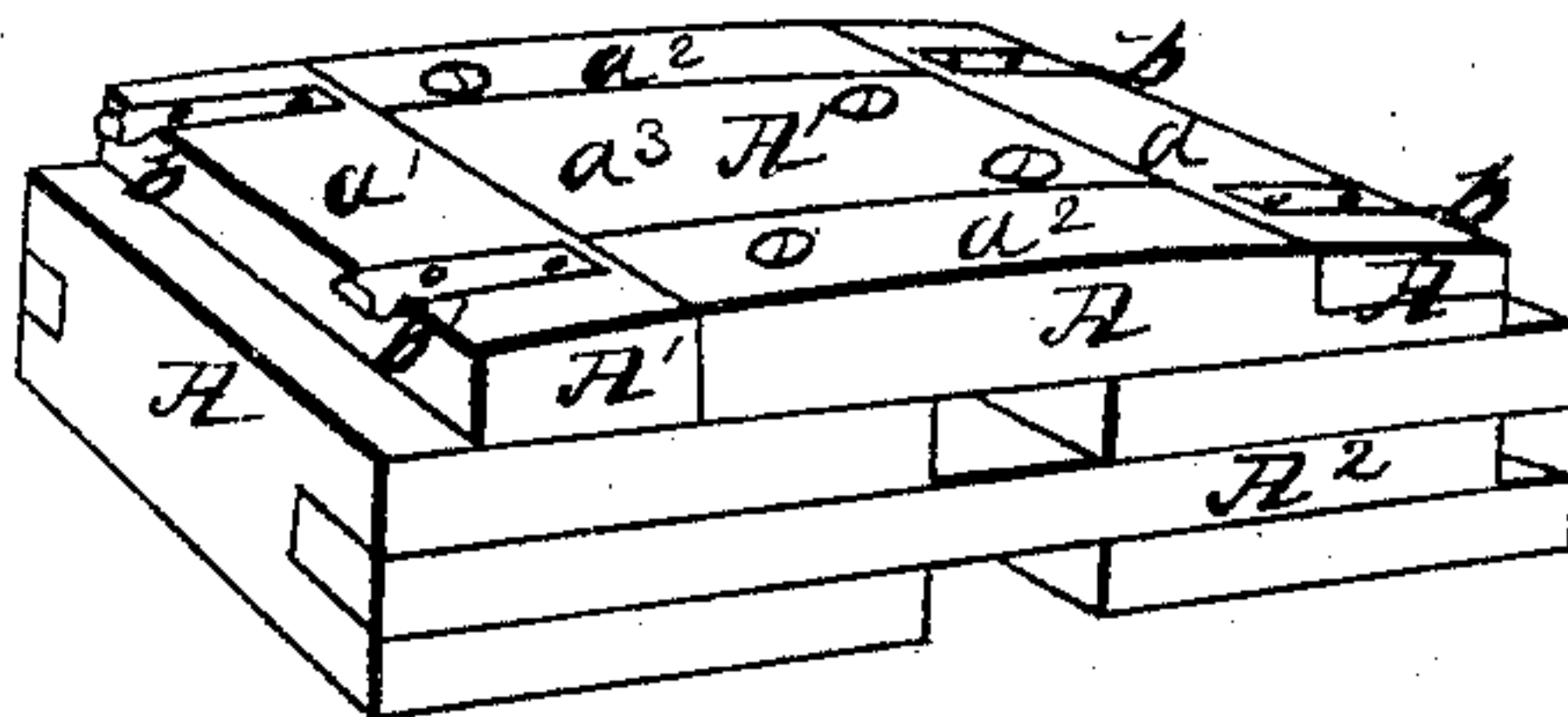
*N<sup>o</sup> 13665.*

*Patented Oct. 9, 1855.*

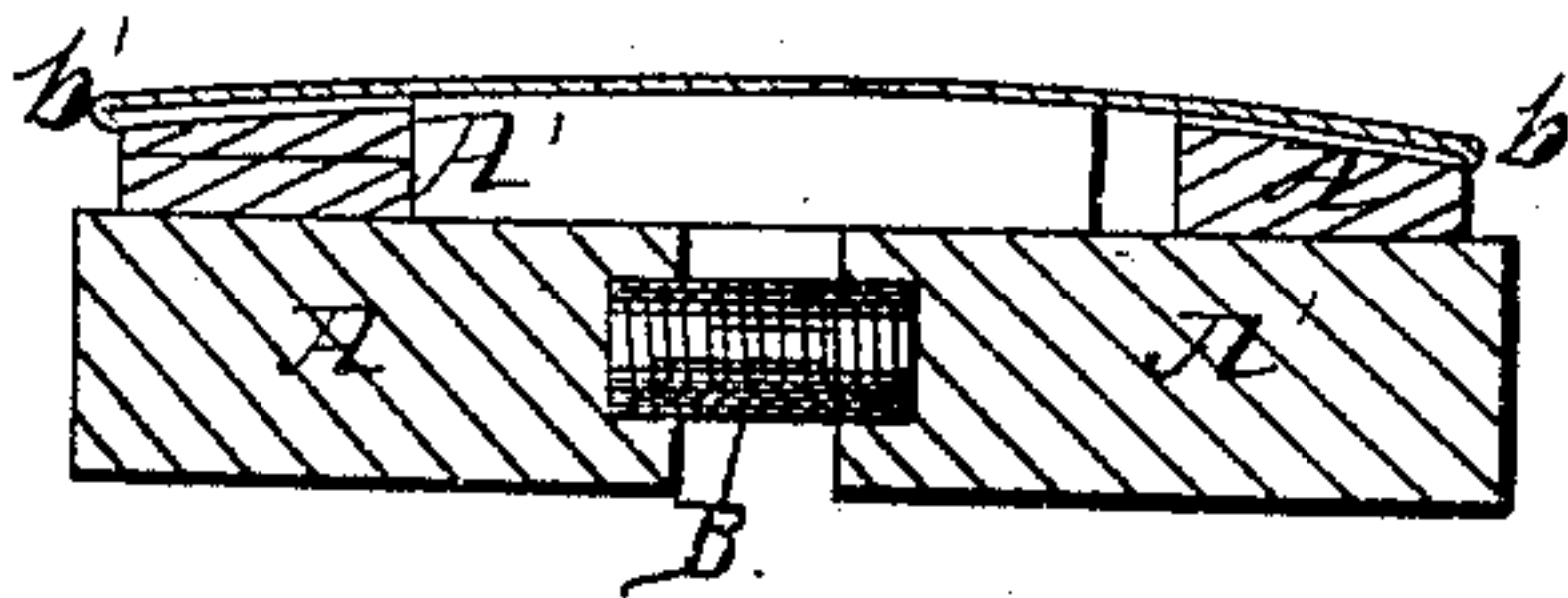
*Fig: 1.*



*Fig: 2.*



*Fig: 3.*



*Witnesses:*

*Wm. Morrison*  
*Charles D. Freeman*

*Inventor:*

*David Shive*

# UNITED STATES PATENT OFFICE.

DAVID SHIVE, OF PHILADELPHIA, PENNSYLVANIA.

## DAGUERREOTYPE-PLATE HOLDER.

Specification of Letters Patent No. 13,665, dated October 9, 1855.

*To all whom it may concern:*

Be it known that I, DAVID SHIVE, of the city of Philadelphia and State of Pennsylvania, have invented a new and useful Improvement in Daguerreotype-Plate Holders; and I do hereby declare that the following is a full, clear, and exact description of the construction and operation of the same, reference being had to the accompanying drawings, making a part of this specification, in which—

Figure 1, is a perspective view, showing the holder opened to the position required for receiving the plate; Fig. 2, a like view of the same previous to its being so opened; and Fig. 3, a transverse vertical section of the same (containing the plate) through the middle, showing one of the three spiral springs which tend to keep the holder closed, and cause it thus to clasp the plate by its edges when it is placed between the hooks attached to the top and projecting from the sides of the holder, like letters indicating the same parts when in the different figures.

The nature of my invention consists in so constructing a two-part daguerreotype plate holder, and combining together the several pieces forming the same, that by simply grasping or pressing firmly with one hand, the two opposite lower sides or edges thereof, the two parts are caused to slide within each other (their upper sides overlapping) so as to cause the two parts to separate on the upper side of the holder, sufficiently to admit of a daguerreotype plate being laid thereon by the other hand, between hooks which are attached to and project from the two opposite sides or edges of the plate, and so that when the pressure of the grasping hand is relaxed, the said separated parts on the top, by the expansive force or pressure of two or more springs fixed between the parts, beneath the upper side, the said separated parts are caused to return toward each other, so that the said hooks, attached and projecting from the two opposite sides, catch on the edges of the plate and hold it firmly down upon the upper side of the holder, thus avoiding the necessity of touching the polished surface of the plate, by the hand or fingers, (an objection incident to almost all other daguerreotype plate holders,) and thus also

avoiding the necessity of bending down small portions of the edges of the plate, as required for the improved holder patented by Samuel Peck, April 30/50.

Referring to the drawings, A, A, are the two parts of the holder, each part being composed of the several pieces so arranged, combined and interlaced with each other, that when the two parts are pressed together by the hand, the two outer overlapping pieces ( $a, a'$ ) on the upper side, and which are provided with the hooks ( $b, b,$  and  $b' b'$ ), separate or move outwardly, so as to admit of placing the daguerreotype plate thereon and between the said hooks.

Beneath the intersliding pieces ( $a^2, a^3$ ) two or more spiral springs (B) are fixed, so as to tend continually to keep the two parts (A, A) separated at the lower part of the holder, and together or in contact at their inner edges on the face or upper side—the top pieces of each part overlapping the middle pieces of each other, and being held in place so as to slide in opposite directions with each other, without losing the parallelism which the two parts ( $a, a'$ ) have in relation to each other.

The hooks ( $b b'$ ) are made of thin or sheet trap, and so bent and secured to the pieces ( $a' a$ ) as to catch upon the edges of the plates without projecting above the surface of the same, so as to leave an even, unobstructed, and slightly arched or curved form to the surface of the plate holder, as shown in the drawings. The spiral springs (B) are secured by their ends being let into shallow holes made on the inner sides of the two parts of the holder as shown in Fig. 3.

Operation: The device being held between the fingers and the base of the thumb of one hand, by grasping it below the hooks ( $b, b'$ ), the operator presses the two parts of the lower side toward each other, thus causing the overlapping pieces ( $a, a'$ ) with the hooks ( $b, b'$ ) attached thereto, to recede from each other, when, with the thumb and fingers of the other hand holding the plate by its edges, he places it on the face of the holder, and relaxing the pressure on the sides of the holder, the springs (B) force the lower parts from each other, thus causing the overlapping pieces to approach toward each other until the hooks ( $b, b'$ )



catch upon the edges of the plate, thus securing the same firmly down upon the slightly curved face of the holder, when it becomes ready for placing in the polishing  
5 machine.

The utility and superior advantages of my invention, in comparison with others heretofore used or known, are shown in the facts, that the action of the holder upon  
10 the plate causes it to receive a slightly curved or arched form upon its faced surface or side, which is especially advantageous in the process of polishing, and in not requiring small portions of the edges  
15 of the plate to be bent down so as to secure it to the holder, thus avoiding a very objectionable requisite in the two part holder of Mr. Peck, and also in the fact that the plate can be readily attached to, and separated from my improved holder, without  
20 touching the surface of the same; an objection especially incident to the use of holders generally used, and finally in the greater convenience in using (being operated by one hand) and in the general adap-

tation of my invention for the purposes required in a daguerreotype plate holder.

I do not claim a two-part daguerreotype plate holder; nor do I claim actuating the two parts by means of springs and the  
30 force of the hands, but

What I claim as my invention and desire to secure by Letters Patent is—

A daguerreotype plate holder so constructed that when its under side is compressed  
35 by the hand of the operator as described, its upper side shall expand so as to admit of the plate being placed between the hooks (*b b* and *b' b'*) thereon, and so that when the pressure of the hand is relaxed, the said  
40 upper side shall contract, causing the hooks (*b, b,* and *b' b'*) to catch upon the outer edges of the plate and hold it firmly upon the face of the holder, substantially as described and set forth.

DAVID SHIVE.

Witnesses:

BEN. MORRISON,

CHARLES D. FREEMAN.