

H. & J. C. Taylor,
Crozing Staves.

No 13,626,

Patented Oct. 2. 1855.

Fig. B.

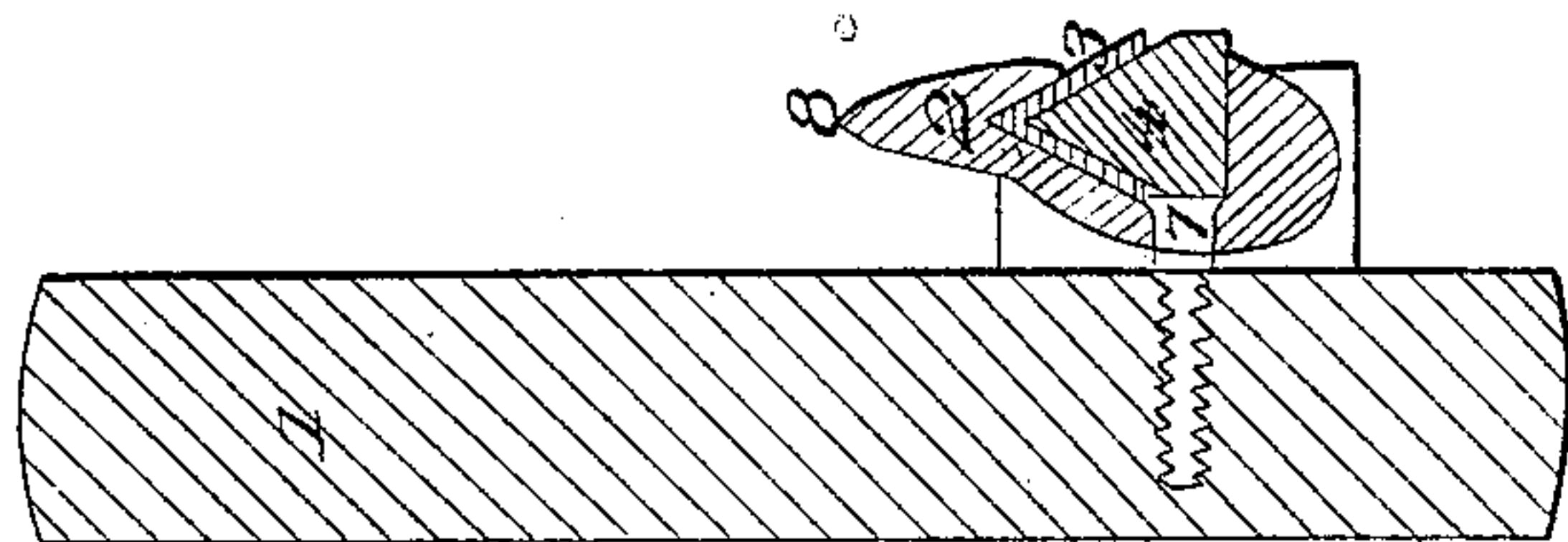


Fig. A.

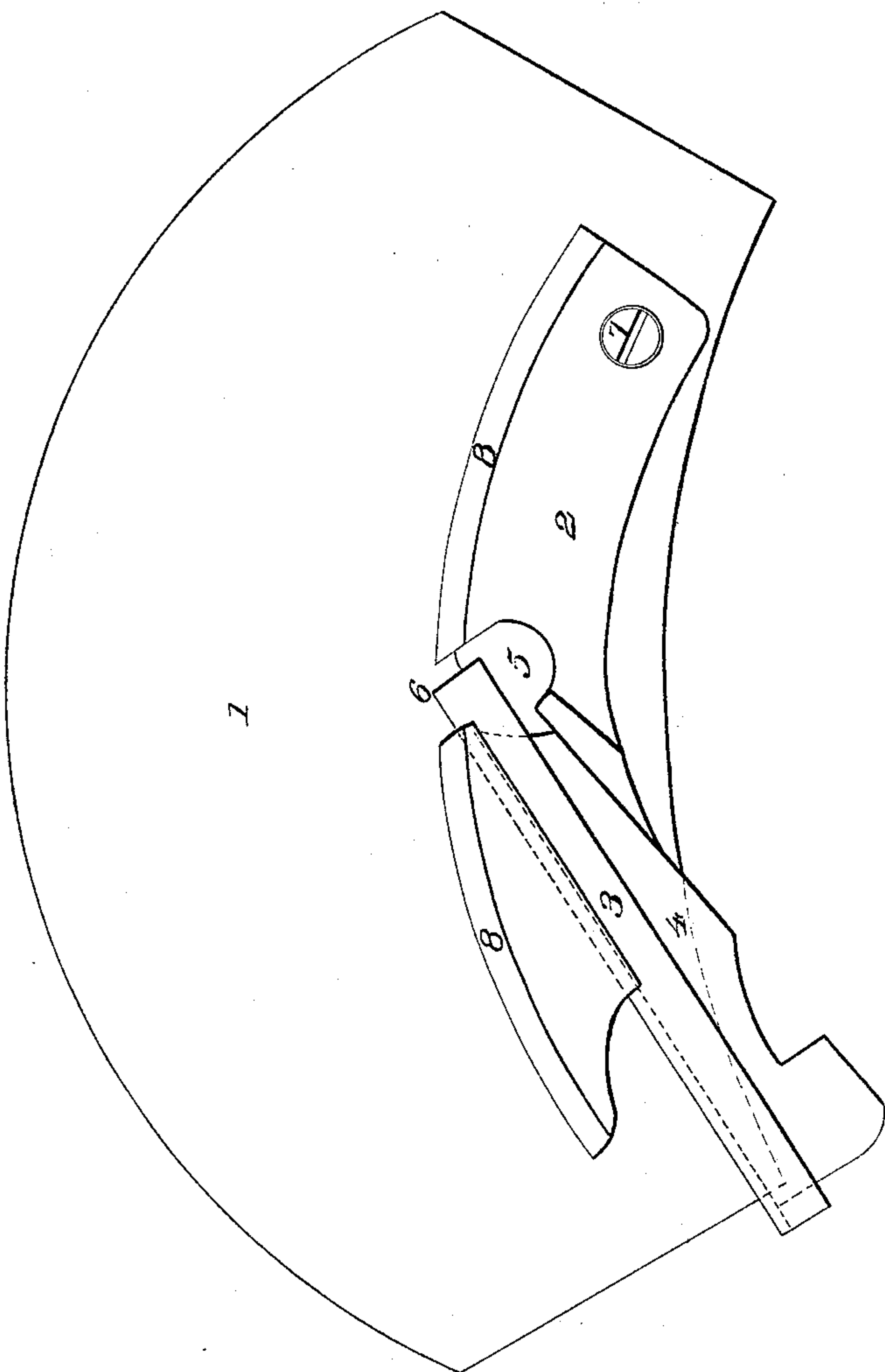
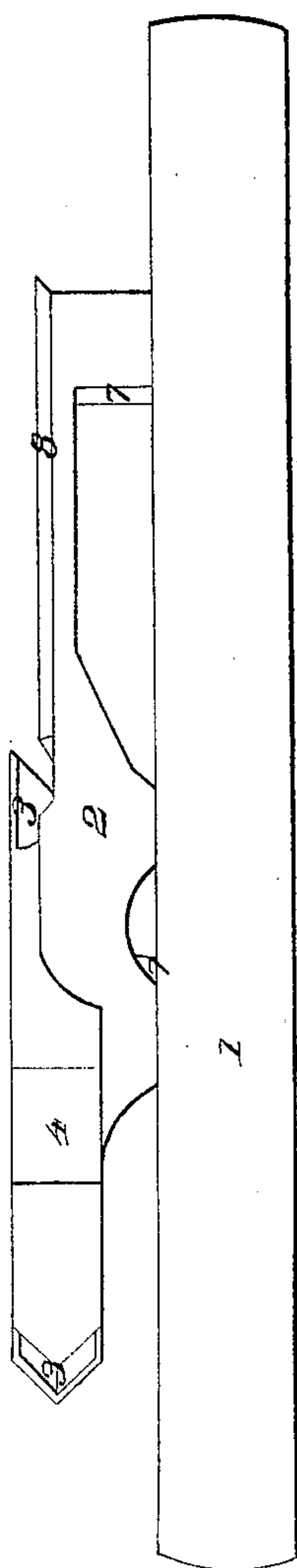


Fig. C.



UNITED STATES PATENT OFFICE.

HIRAM TAYLOR AND JOHN C. TAYLOR, OF CINCINNATI, OHIO.

COOPER'S CROZING-PLANE.

Specification of Letters Patent No. 13,626, dated October 2, 1855.

To all whom it may concern:

Be it known that we, HIRAM TAYLOR and JOHN C. TAYLOR, of the city of Cincinnati, in the county of Hamilton and State of Ohio, have invented a new and useful Improvement in the V-Croze; and we do hereby declare that the following is a full and exact description thereof, reference being had to the accompanying drawings, forming part of this specification, and to the letters and figures of reference marked thereon.

The nature of our improvement consists in making a stock for the reception of the V bit, and holding the bit to its place by means of a wedge the inside of which will be made of a form to suit the bit. Heretofore the bits have been held to a wooden stock by means of a screw, and the guide piece made in two parts and screwed on each side of the bit. Our improvement dispenses with dividing the guide piece and screws. The stock itself serves as a guide, and is provided with a groove for the reception of the bit and wedge, and thereby renders the construction cheaper than any of the ordinary methods of constructing before used, and at the same time making a more durable instrument.

To enable others skilled in the art to make and use our improvement, we will proceed to describe its construction and operation by referring to the accompanying drawings.

Figure A, represents a top view of the V croze. Fig. B, is a transverse sectional view showing a section of the cast iron stock and the manner employed of holding the bit in the same by means of the wedge as before mentioned. Fig. C, is a back view of the stock and fence.

1, represents what is technically termed the fence of the croze.

2 is the cast-iron stock to which the bit 3 is attached and held to its place by means of the wedge 4, made of wood or other material.

6 is a slot cut in the edge of the stock that works next to the barrel, to permit the bit 3 to come through, and 5 is a slot or concave made in the top of the stock, so as permit the chips to clear themselves from the bit.

8, 8, is that portion of the stock which forms the guide or V.

We do not claim adjusting a bit by a wedge but

We do claim—

Casting the stock in one piece as described and combining therewith a wedge for the purposes set forth.

HIRAM TAYLOR.
JOHN C. TAYLOR.

Witnesses:

MARTIN BENSON,
L. W. SMITH.