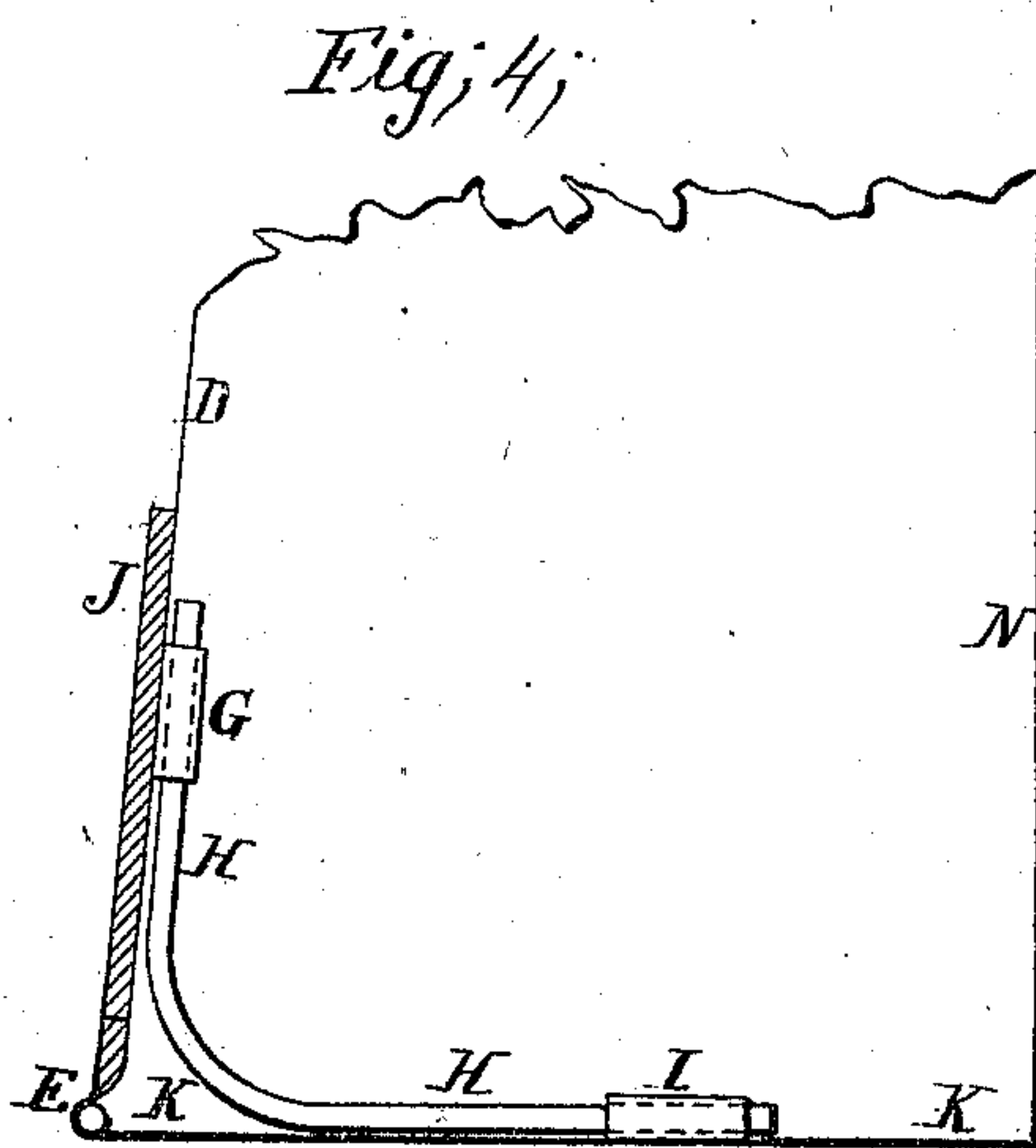
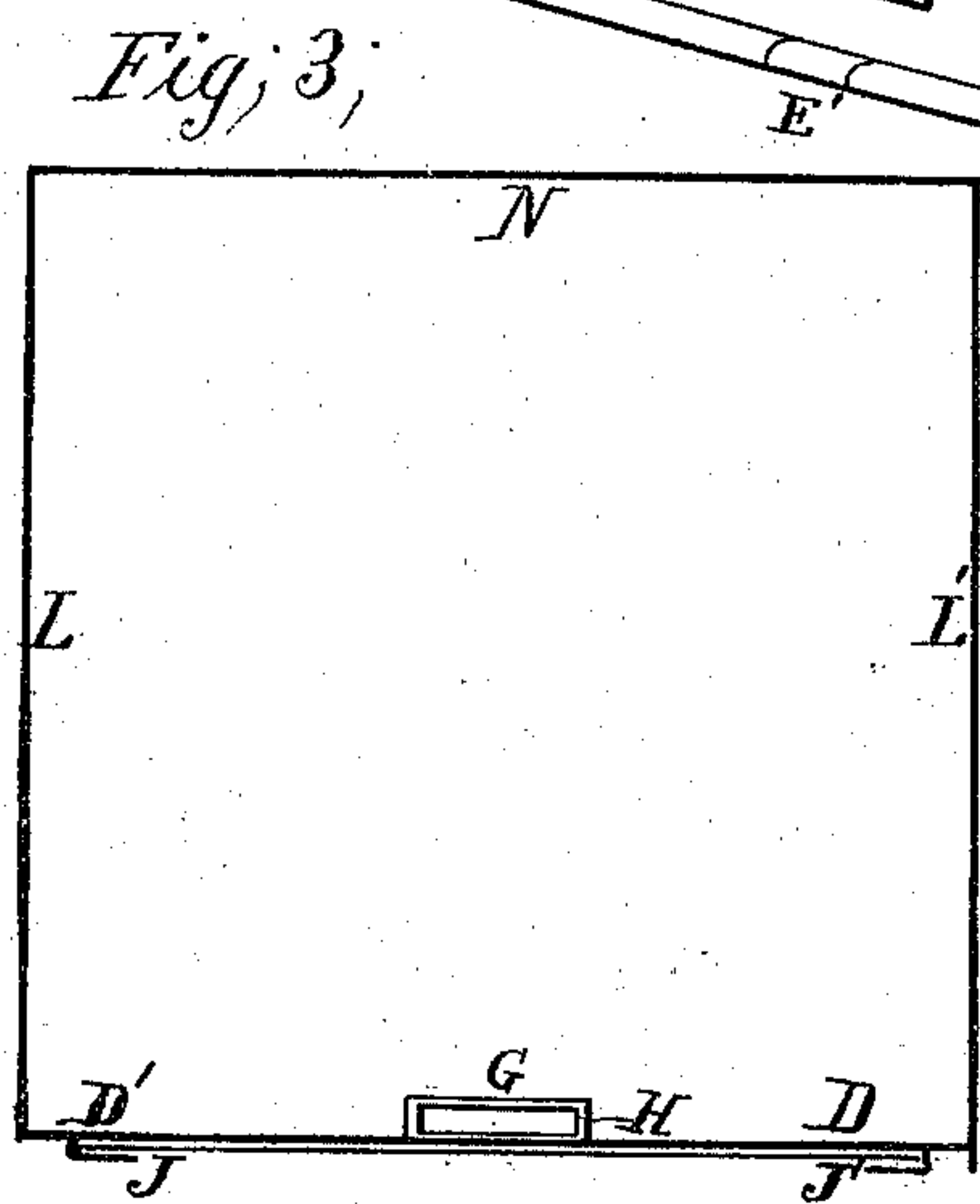
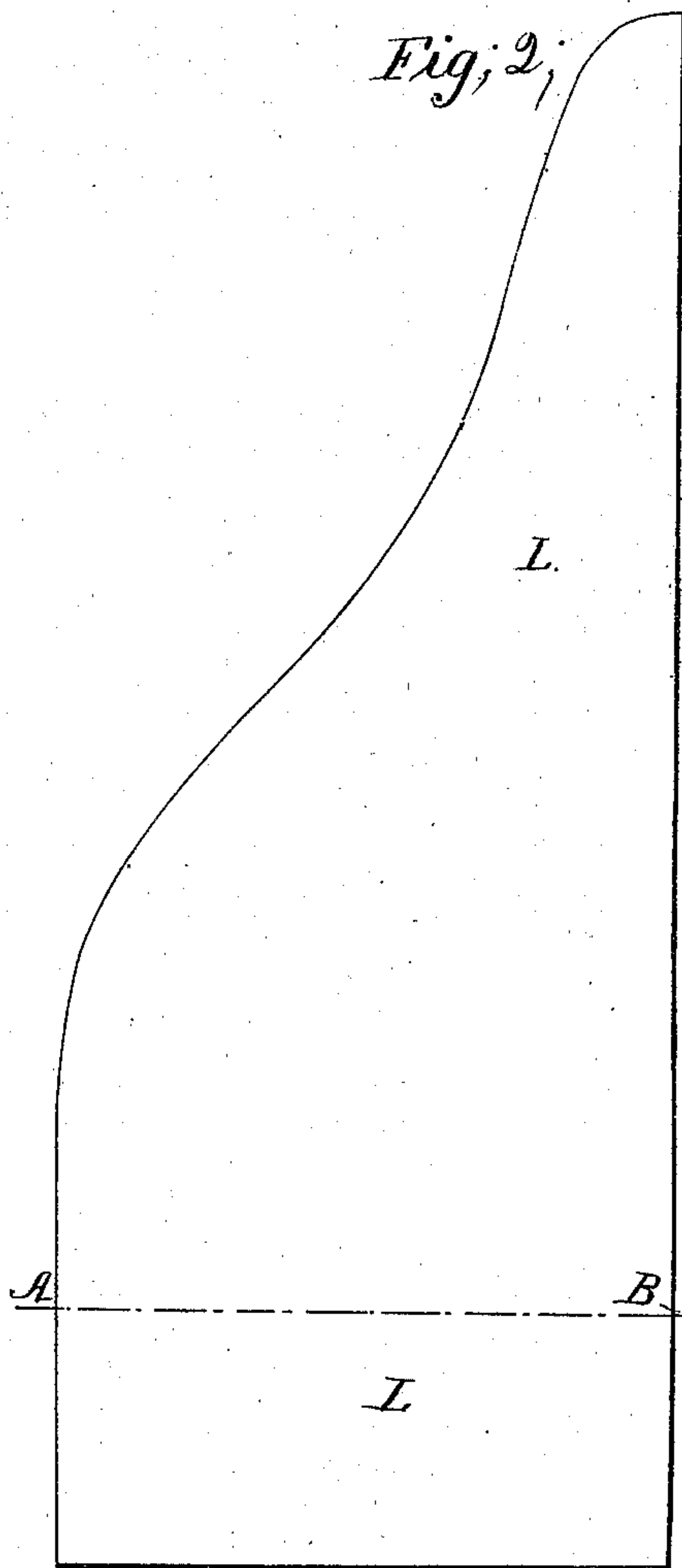
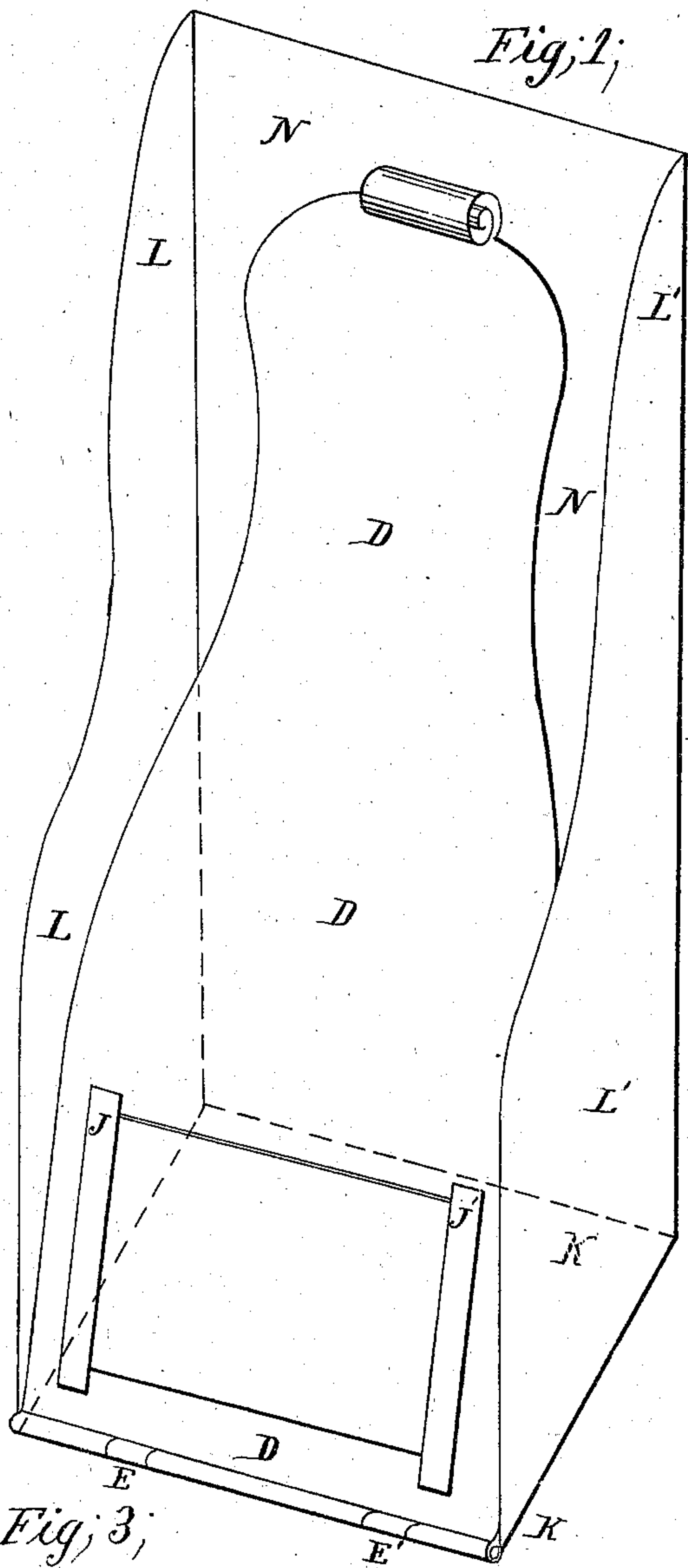


G. W. Palmer.
Bill & Paper File
N^o 12,604. Patented Mar 27, 1855.



UNITED STATES PATENT OFFICE.

GEORGE W. PALMER, OF BOSTON, MASSACHUSETTS.

BILL-HOLDER.

Specification of Letters Patent No. 12,604, dated March 27, 1855.

To all whom it may concern:

Be it known that I, GEORGE W. PALMER, of Boston, in the county of Suffolk and State of Massachusetts, have invented an Improvement in Bill-Holders; and I do hereby declare that the following is a full, clear, and exact description of the same, reference being had to the annexed drawings, making a part of this specification, in which—

Figure I is a perspective view of the bill holder. Fig. II is a side view of the same. Fig. III is a section on the line A, B, Fig. II. Fig. IV is a side elevation, showing the shape and position of the spring.

My invention is designed for the purpose of filing and preserving bills and other slips of paper, and keeping them in readiness for convenient reference, while at the same time I dispense with the use of tape, elastic bands and straps. It is so made as to stand upon the table or desk of the accountant; the bills or papers being in an upright position are thus made to occupy less space and endorsements upon the back can be read with facility.

The bill-holder, seen in perspective in Fig. I, is made of tinned iron or other suitable metal:—it is from six to ten inches in height, and in breadth from two to four inches according to the breadth of the papers that are to be placed in it; it stands upon the bottom K, from which rise the sides L L' and back N, thus forming a box or case of an oblong shape. The front, D, of this box is attached at its lower end to the edge of the bottom piece, K, by hinges E E'; it is curved and made rather shorter than the back, N. A flat steel spring, H, shown in Fig. IV is bent nearly at right angles, and one of its ends is attached to the bot-

tom plate, K, near its center, at I; the other end of the spring enters a flat staple or band, G, which is soldered to the backside of the movable front piece D as seen in Fig. III, which is a section, upon the line, A, B, Fig. II; the spring, H, when bent in the form above named, draws the top of the front piece, D, firmly against the back, N, of the box. A spiral or other spring may be used for this purpose but I prefer the flat, steel spring as it takes less room and does not come in the way of the papers. Upon the front and near to the bottom of the movable arm, D, small slips, J J', are attached, in which a card may be placed as a label to the papers or bills contained in the file.

To use the bill-holder, the movable arm D, is drawn forward, and the paper placed parallel with the back of the box, where it is held by the force of the spring as soon as the movable arm D is allowed to rest upon it. A file of bills two or three inches in thickness, may conveniently be kept in the holder, and in case one is wanted for reference the whole file can at once be loosened, and as the bills thus occupy more space the required examination can be made with great facility.

What I claim and desire to secure by Letters Patent is—

An oblong box of suitable size for holding files of bills or papers, having upon one of its sides a hinged movable arm and attached spring by which the papers are held in place, as herein fully described.

GEORGE W. PALMER. [L. s.]

In presence of—

P. M. BATCHELDER,
F. L. BATCHELDER.