

W. B. Carpenter,

Nursery Chair,

N^o 12,357.

Patented Feb. 6, 1855.

Fig. 1.

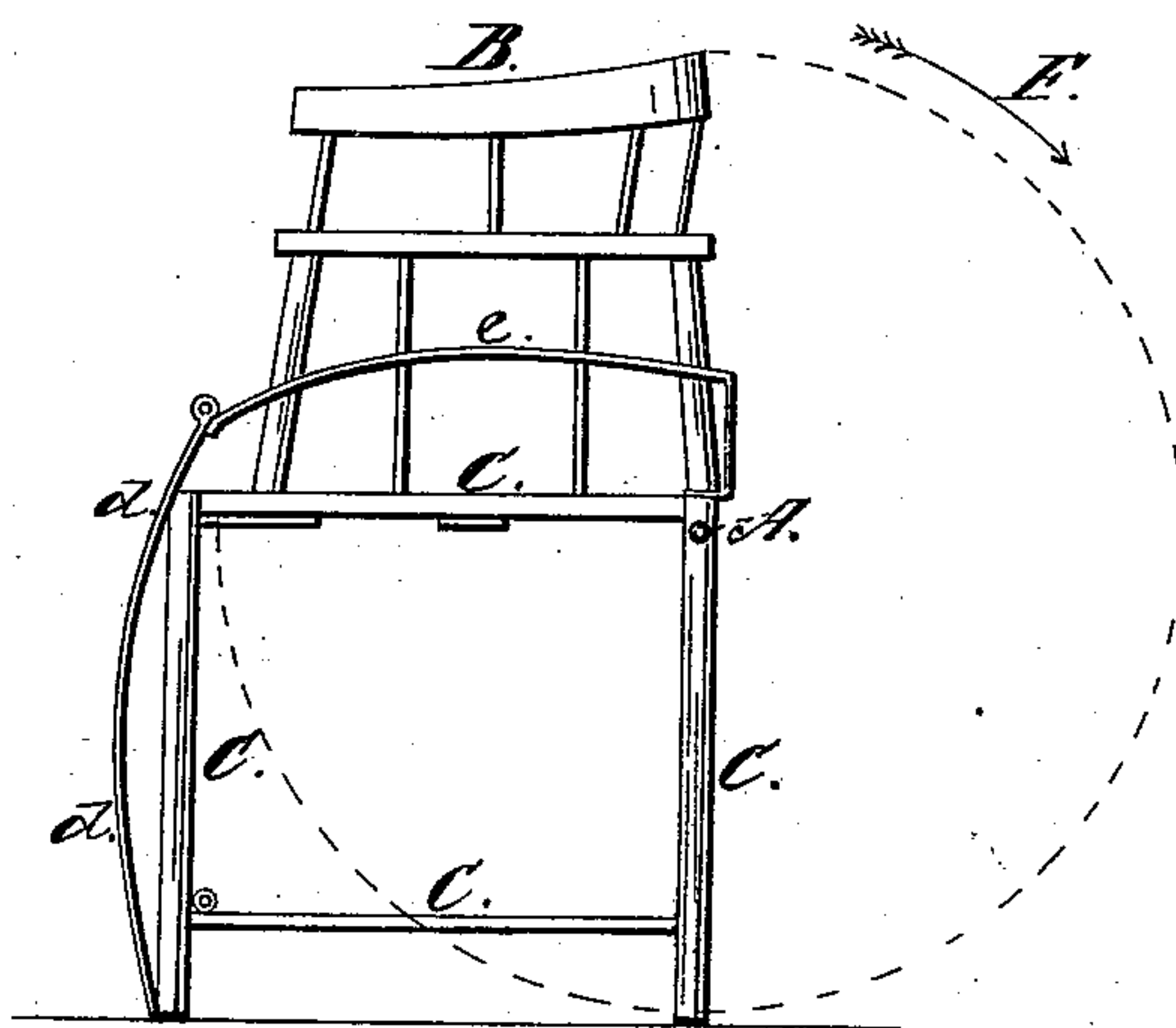


Fig 2.

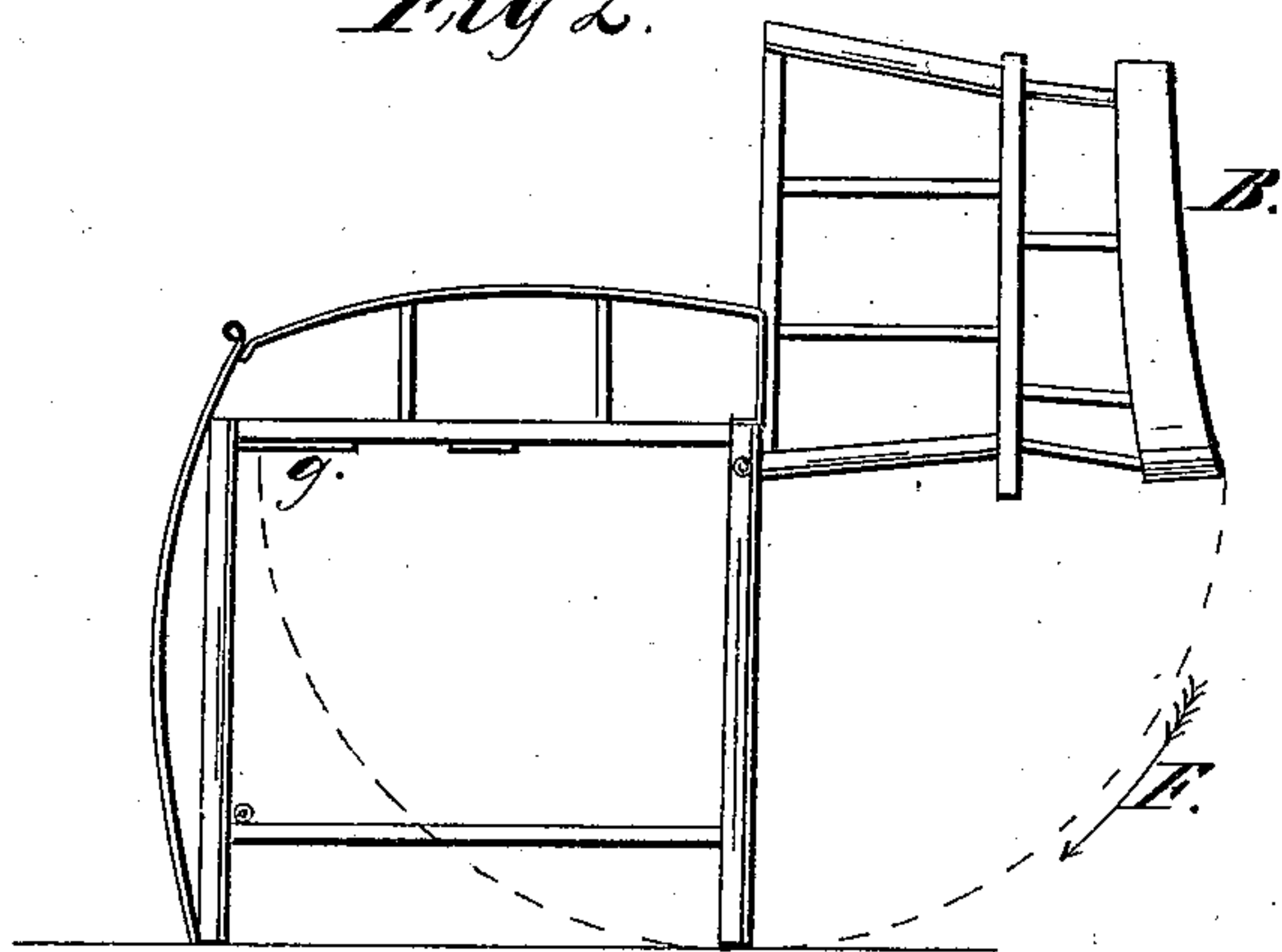
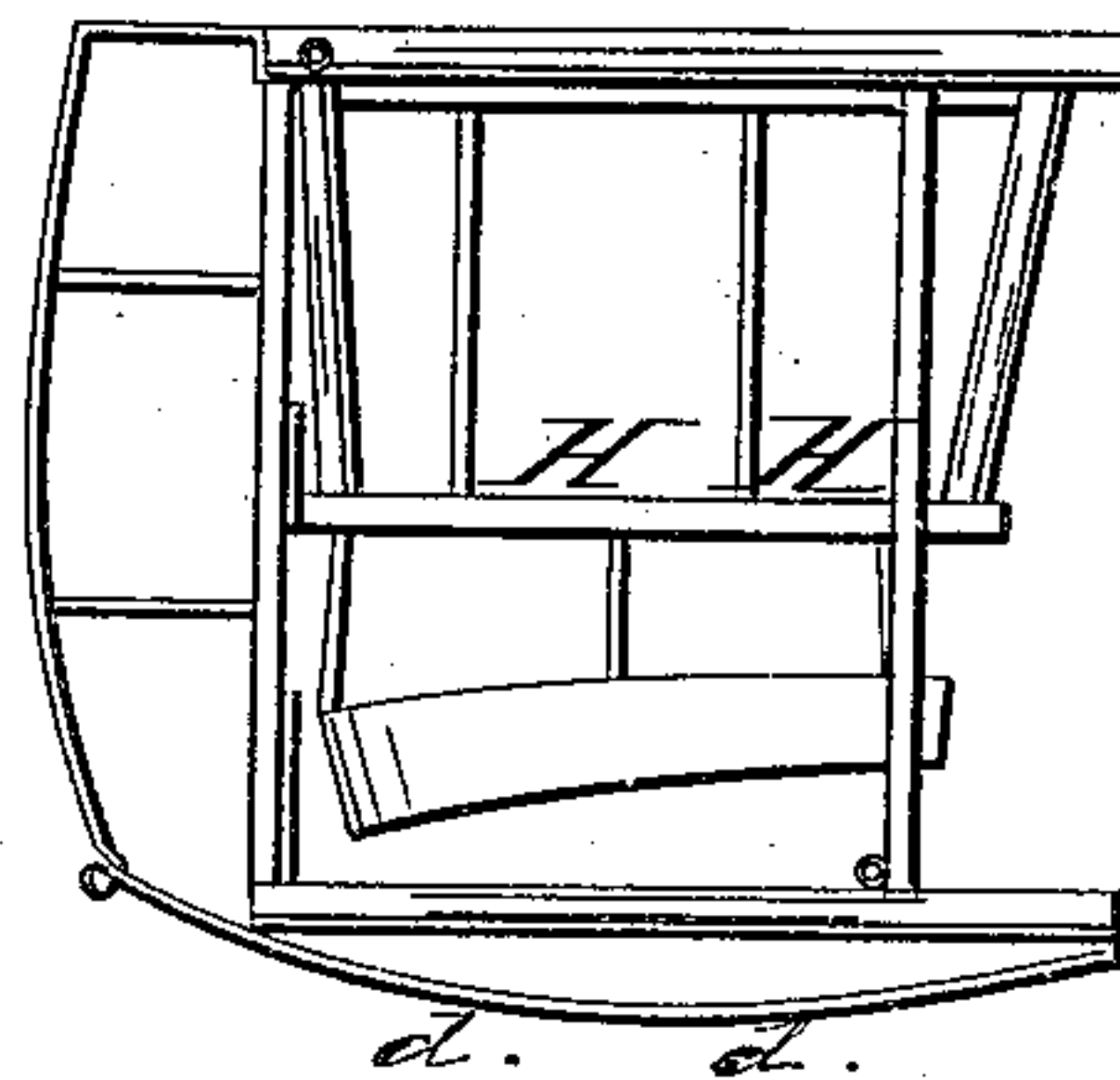


Fig. 3.



UNITED STATES PATENT OFFICE.

WILLAM B. CARPENTER, OF NEW YORK, N. Y.

COMBINED CHAIR AND CRIB FOR CHILDREN.

Specification of Letters Patent No. 12,357, dated February 6, 1855.

To all whom it may concern:

Be it known that I, WM. B. CARPENTER, of New York, in the county of New York, the State of New York, have invented a new and Improved Chair for the Use of Children; and I do hereby declare that the following is a full and exact description thereof, reference being had to the accompanying drawings and to the letters of reference marked thereon.

The nature of my invention consists in providing a high chair with a hinge or joint at the back of the chair at or near the center of its height, for the purpose of allowing the upper portion above the hinge or joint, to turn back, at or near a quarter of a circle, and form a small crib, or to shut into that of the lower part below the hinge or joint, which parts are so constructed as to then form a low chair with rockers.

To enable others skilled in the art, to make and use my invention I will proceed to describe its construction and operation.

I construct my chair in two parts in any of the known forms, which parts are connected by a joint or hinge shown at A in Figure 1 of the accompanying drawings. The lower part or standards C, C, C, C, is furnished with rockers shown at *d, d*, and with sides or arms shown at *e*, the chair B resting

on the part C, C, C, C, and connected to it by means of the joint or hinge shown at A all of which form a high chair as shown in Fig. 1. But in order to increase its usefulness when not used as a high chair; by turning the chair B in the direction of the arrow F until it reaches the position as shown in Fig. 2 and there resting upon any convenient article it may be used as a small crib for an infant. And further by turning the part B in the direction of the arrow F until it reaches the place marked *g*, in Fig. 2 and then placing the whole as in Fig. 3 it becomes a low rocking chair, the seat of which is shown at H H in Fig. 3 and the rockers at *d, d*.

What I claim as my invention and desire to secure by Letters Patent, is—

The chair B in combination with the standards, C, C, and hinged thereto at A, when constructed and arranged, so that by the reversal of the chair as described the whole forms a high, and low chair, and crib for children, substantially in the manner set forth.

WILLIAM B. CARPENTER.

Witnesses:

J. H. SAFFEN,
E. STITES.