

G. B. Ambler,
Harness Saddle,
No 10,530, Patented Feb. 14, 1854.

Fig. 1.

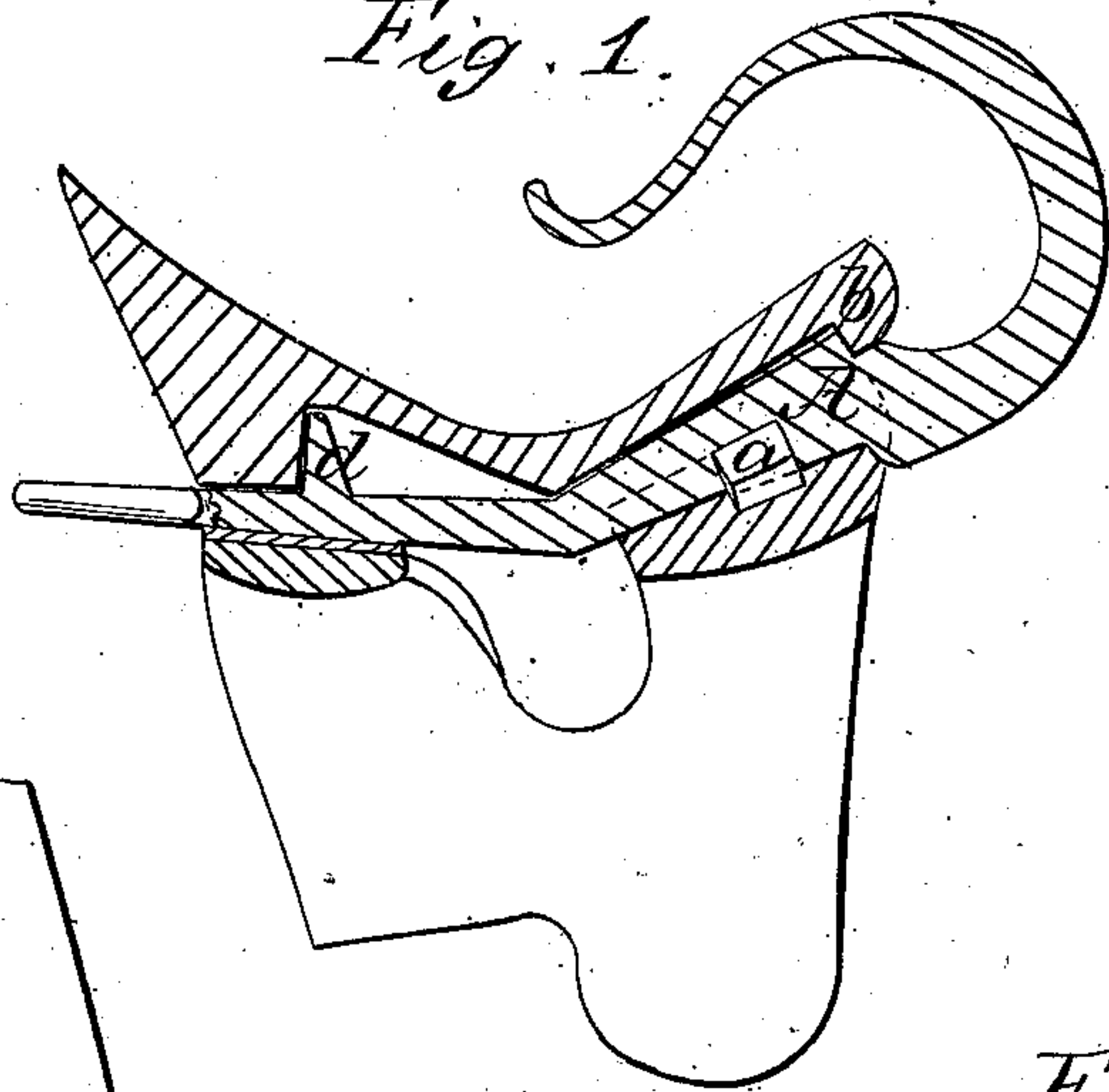


Fig. 2.

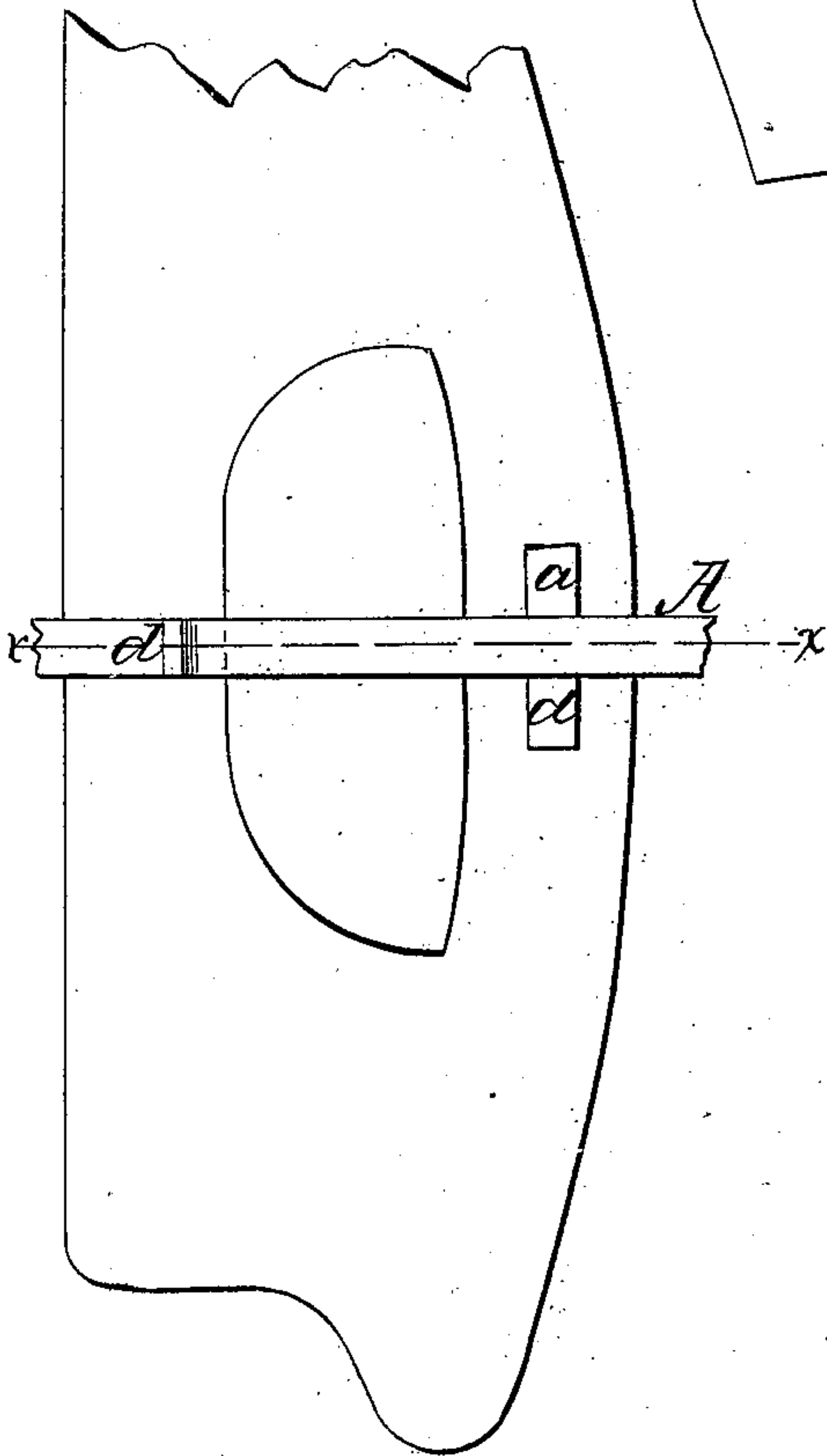
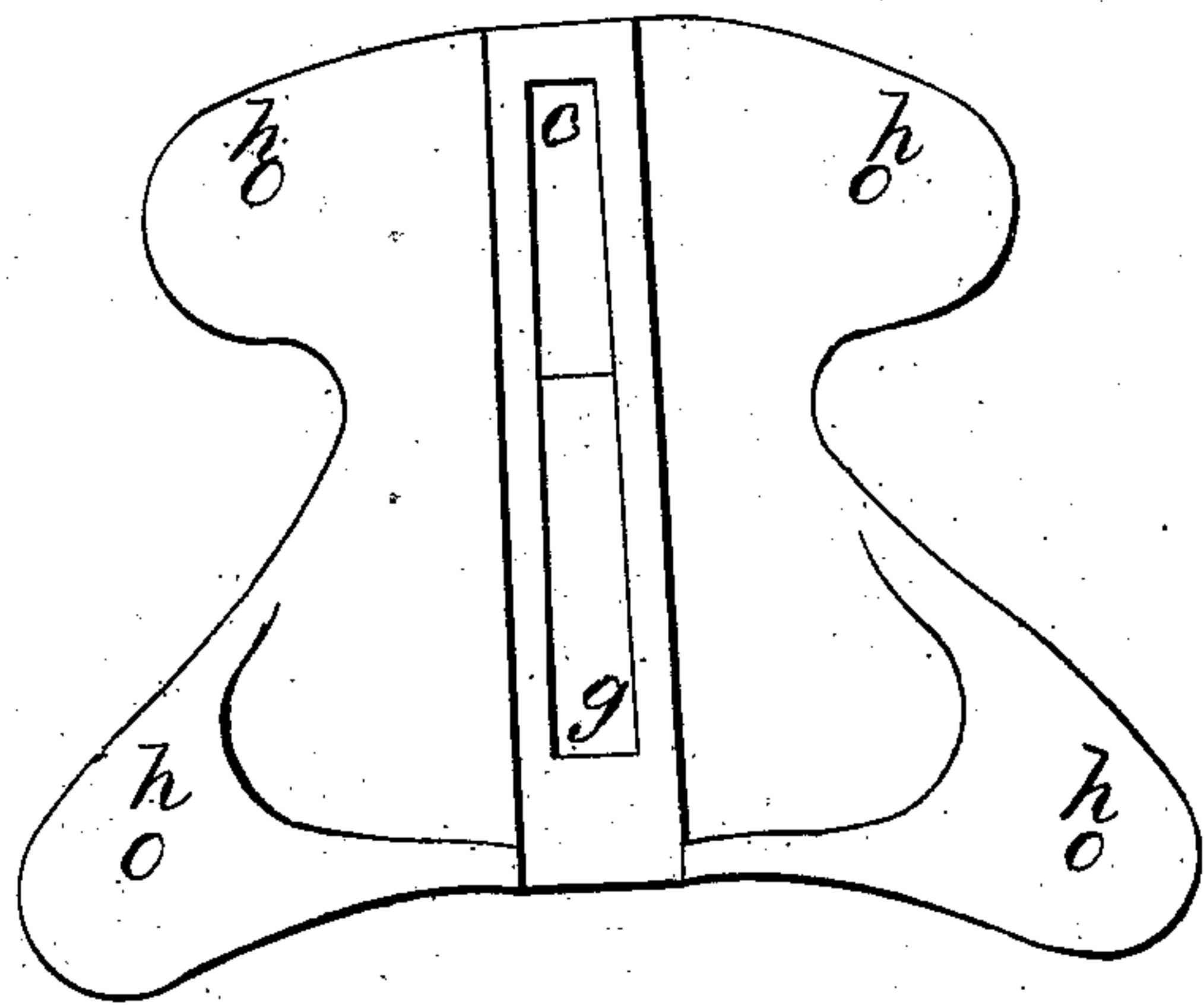


Fig. 3.



UNITED STATES PATENT OFFICE.

GEORGE B. AMBLER, OF TRUMBULL, CONNECTICUT.

SADDLETREE.

Specification of Letters Patent No. 10,530, dated February 14, 1854.

To all whom it may concern:

Be it known that I, GEORGE B. AMBLER, of Trumbull, in the county of Fairfield and State of Connecticut, have invented a new and Improved Mode of Attaching the Crupper-Loop and Water-Hook of Cig-Saddletrees; and I do hereby declare that the following is a full, clear, and exact description of its construction and operation, reference being had to the accompanying drawings and to the letters of reference marked thereon.

The nature of my invention consists in forming the crupper loop and water hook in one piece and securing them in their respective places by means of slots recesses and projections, arranged and combined in a manner that will admit of their being secured to the seat of the saddle in such a manner as to allow them to be removed at pleasure without interfering with any other part of the structure.

In the drawings Figure 1, is a vertical section taken in the line *x, x*, Fig. 2. Fig. 2, is a plan view of the saddle with the seat removed. Fig. 3 is an inverted plan of the seat.

Like letters of reference refer to like parts in the different views.

To enable others skilled in the art to make and use my invention I will proceed to describe its construction and operation.

I construct the main or bottom plate of the saddle in a convenient form and in the upper surface is formed slots or grooves running at right angles crossing at their centers. Said grooves correspond to projections *a, a*, formed on the sides of the shank of the waterhook A, said shank also fitting into the other groove as seen in the

drawings, the upper portion of the shank being raised so as to form a projection as seen at *b*. This projection takes into a recess *c*, formed on the under surface of the seat as seen in Fig. 3.

The shank of the water hook is formed in one piece with the shank of the crupper loop at which point they form an angle, on the upper surface of the crupper loop shank. There is another projection *d*, formed which takes into the slot or recess *g*, also formed in the under surface of the seat.

The operation of my apparatus is as follows: In case of accident, or any other cause, for removing the hook or loop the operator will remove the screws *h, h, h, h*, and then he can remove the seat of the saddle taking with it the loop and hook which may then be removed and replaced by another without any further delay. The whole being now returned to its former position is secured there ready for operation.

The advantages of this combination is first it strengthens the respective parts. Second it secures the crupper loop without the use of a screw in the most permanent and effectual manner.

What I claim as my invention and desire to secure by Letters Patent is—

The combination of the crupper loop, in one piece, with the water hook for the purpose of securing either in their respective positions without the aid of screws or other appendages than those herein set forth and to be used in the manner substantially as herein described.

GEORGE B. AMBLER. [L.s.]

Witnesses:

ELLIOTT P. NICHOLS,
JOEL CURTIS.