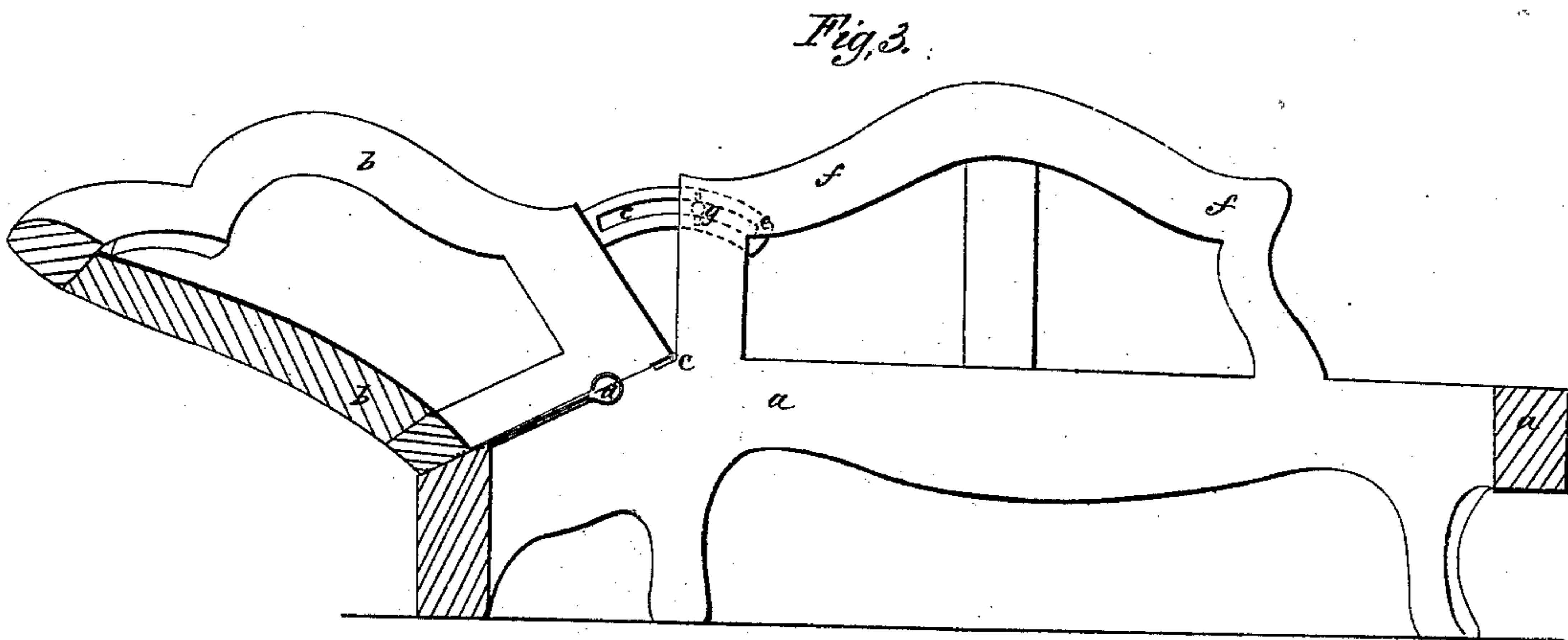
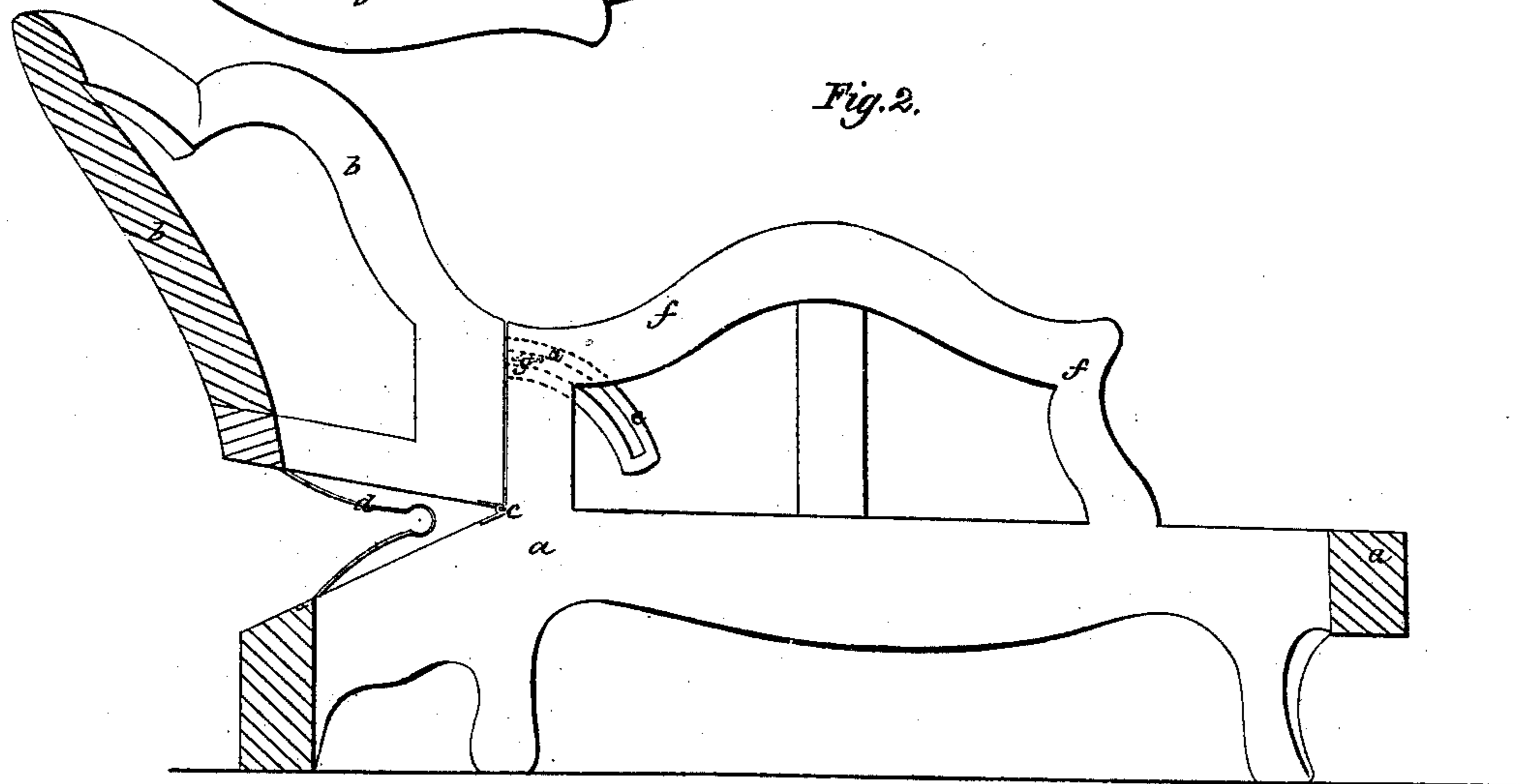
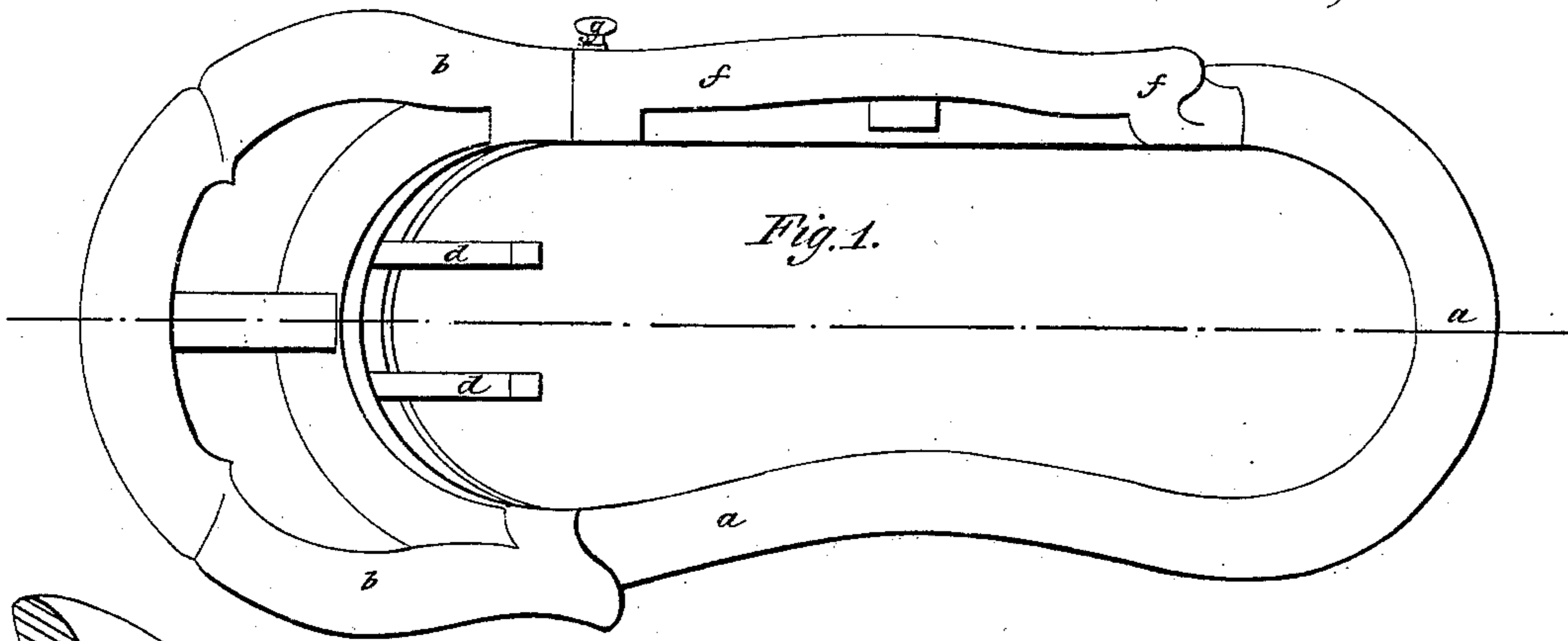


A. Eliasson,
Sofa.

N^o 10,150

Patented Oct. 25, 1853.



UNITED STATES PATENT OFFICE.

AUGUSTUS ELIAERS, OF BOSTON, MASSACHUSETTS.

LOUNGE.

Specification of Letters Patent No. 10,150, dated October 25, 1853.

To all whom it may concern:

Be it known that I, AUGUSTUS ELIAERS, of Boston, in the county of Suffolk and State of Massachusetts, have invented certain
5 new and useful Improvements in Lounges, &c., and that the following description, taken in connection with the accompanying drawings, hereinafter referred to, forms a full and exact specification of the same,
10 wherein I have set forth the nature and principles of my said improvements, by which my invention may be distinguished from others of a similar class, together with such parts as I claim and desire to have se-
15 cured to me by Letters Patent.

The figures of the accompanying plate of drawings represent my improvements.

Figure 1 is a plan or top view of a lounge.
Fig. 2 is a central longitudinal vertical sec-
20 tion of the same representing the back of the lounge in its most upright position.
Fig. 3 is a similar section representing the back inclined to its greatest extent.

My improvement in lounges, couches or
25 other articles of furniture in which it is desirable to vary the inclination of the back, consists in arranging the back or support to the upper part of the body, upon springs, so that it can be inclined simply
30 by the weight of the occupant at pleasure, the part which forms the support being attached to the body of the lounge by hinges, and being fastened in any desired position by a curved arm and set screw as will be
35 hereinafter explained.

a a a in the drawings represents the bottom framework of a lounge.

b b is the support for the upper part of the body, attached to the end of the lounge.

This back or support is attached to the body 40
a a a of the lounge by hinges *c, c*, and rests upon bent springs *d, d* which are attached both to the bottom of the back support *b b* and to the main part of the lounge. The back support *b b* is fastened in any desired 45
position by a slotted arc or arm *e e* which extends through the frame *f f*, and the set screw *g*, as will readily be understood by inspection of the drawings.

From the above description it will be 50
seen that the occupant can vary the inclination of the back support *b b* at pleasure, and fasten the same in any desired position by means of the arm and set screw without leaving the lounge, and without altering the 55
position of its horizontal cushion, as the support declines, and that in the same manner, by relieving the weight of the upper part of the body from the back support *b b*, and loosening the set screw *g*, the back sup- 60
port will be retracted by the springs to its original upright position.

Having thus described my improvements I shall state my claim as follows:

What I claim as my invention is, 65

Resting the part which forms the support to the upper part of the body in lounges or other similar articles of furniture, upon springs and hinges as above described, so as to vary its inclination at the pleasure of 70
the occupant, the said support being fastened and held in any desired position, by a set screw and curved arm, as above set forth.

AUGUSTUS ELIAERS.

Witnesses:

JOSEPH GAVETT,
EZRA LINCOLN.