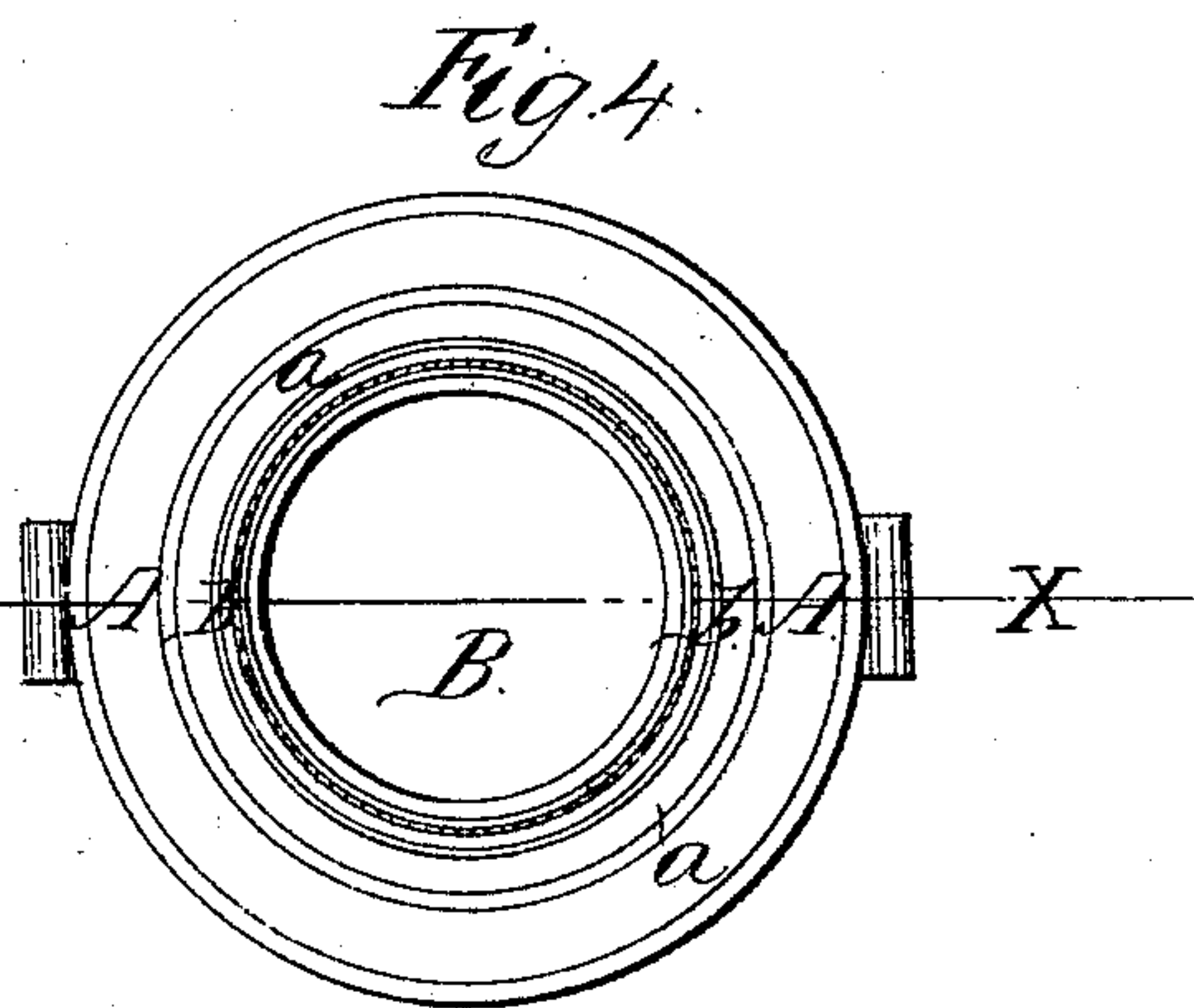
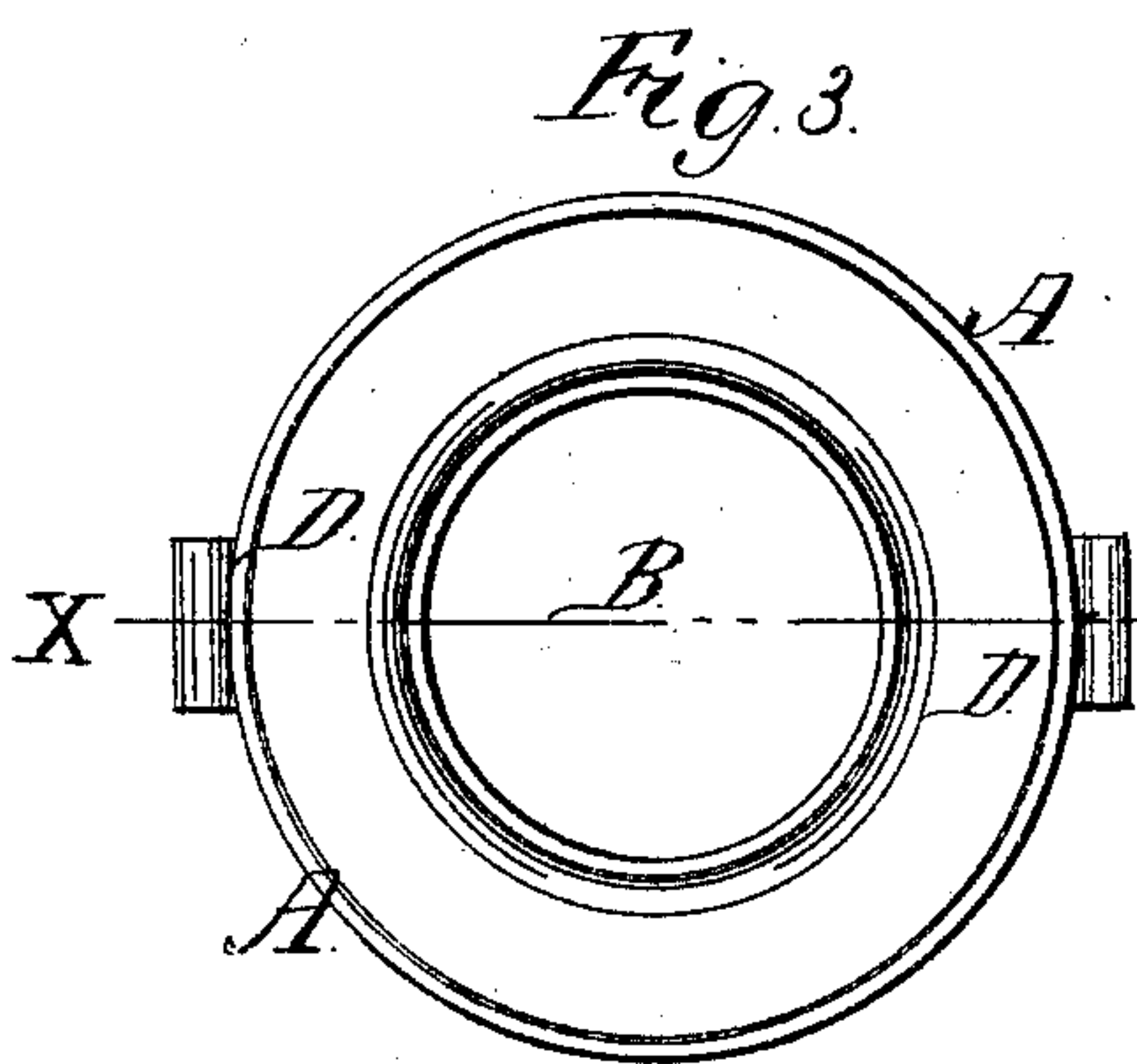
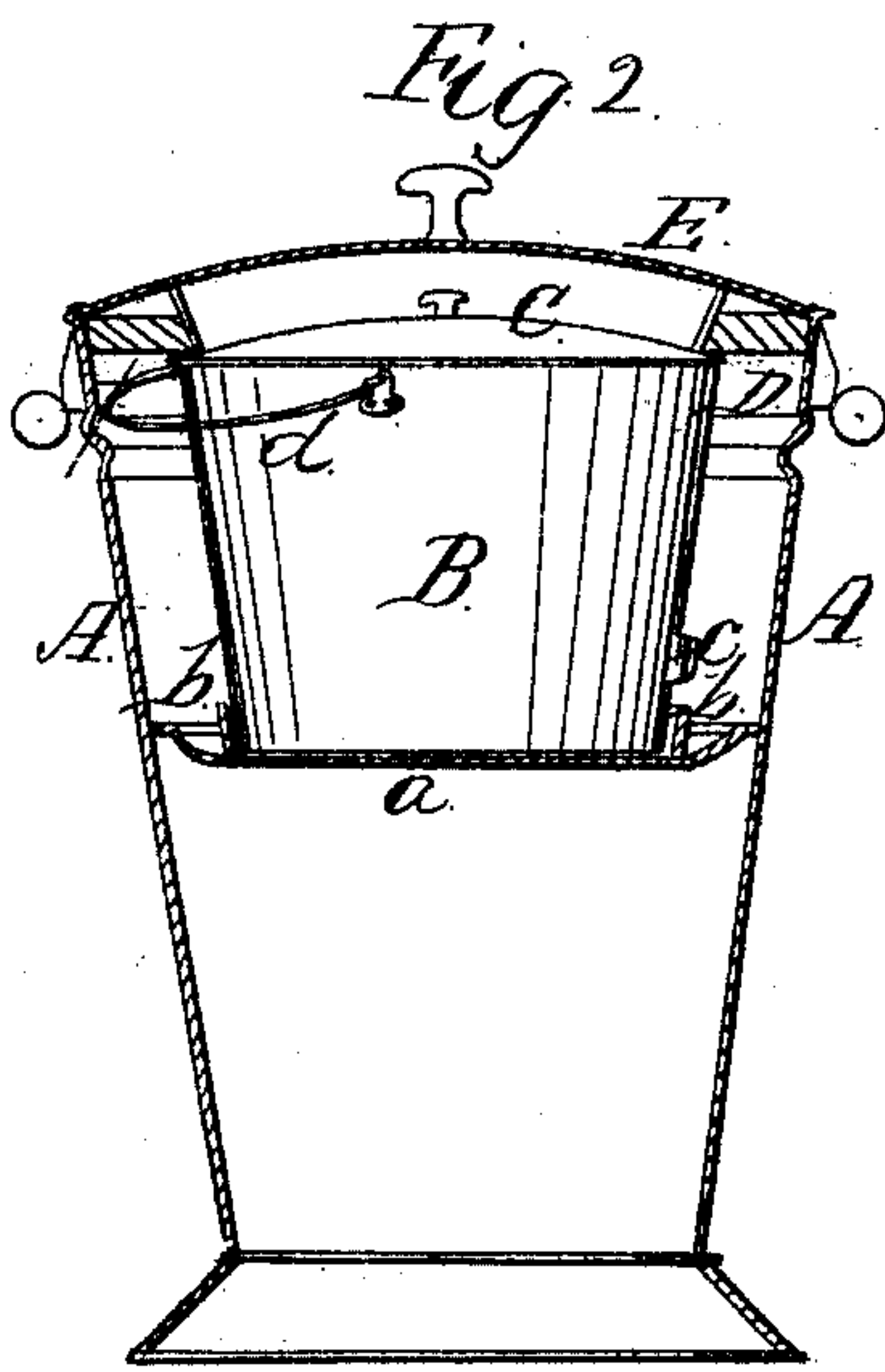
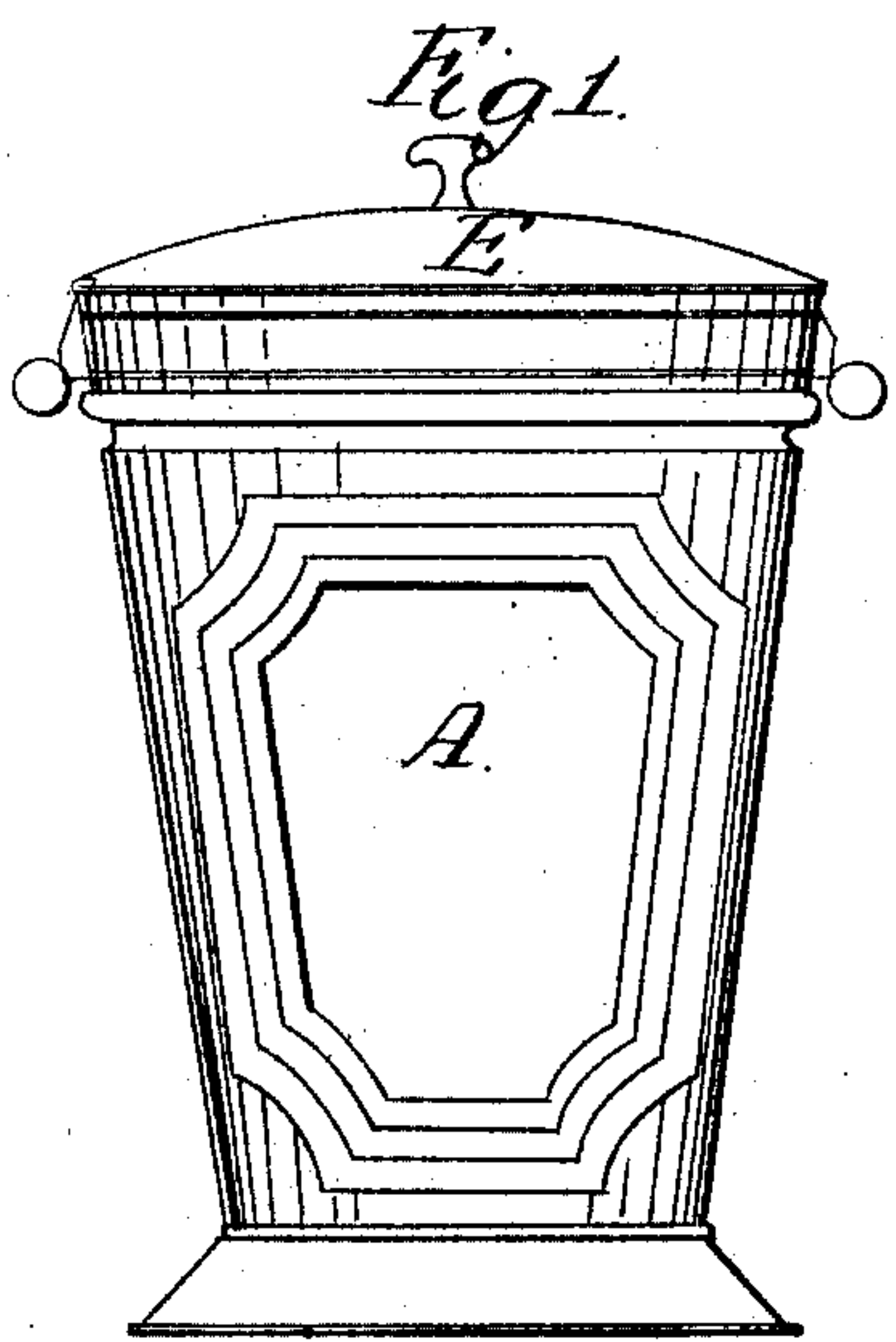


*G. R. Willmot,*

*Commode,*

*N<sup>o</sup> 8,462,*

*Patented Oct. 21, 1851.*



# UNITED STATES PATENT OFFICE.

GEORGE R. WILLMOT, OF MERIDEN, CONNECTICUT.

## PORTABLE WATER-CLOSET.

Specification of Letters Patent No. 8,462, dated October 21, 1851.

*To all whom it may concern:*

Be it known that I, GEORGE R. WILLMOT, of Meriden, in the county of New Haven and State of Connecticut, have invented a new and improved close-closet for the purpose of effectually confining the effluvia arising from the excrement; and I do hereby declare that the following is a full and exact description of the construction of the same, reference being had to the accompanying drawings, forming part of this specification, in which—

Figure 1, is an external view in elevation. Fig. 2, is a vertical section, the inner vessel B being entire, taken at the line X, X, Figs. 3 and 4. Fig. 3, is a top or bird's eye view the cover of the case and also the cover of the inner vessel being removed. Fig. 4, is a top or bird's-eye view showing a portion of the partition on which the inner vessel rests; the circular rim being removed.

Similar letters of reference indicate corresponding parts in each of the several figures.

The nature of my invention consists in inclosing a vessel for the excrement in the interior of a case, said vessel resting on a partition in the case in order to allow the inner vessel to be nearly as high as the case which incloses it, the case being sufficiently high to allow the greatest ease to the person sitting upon it; the inner vessels being much lower than the case is brought up nearly as high by resting upon the partition above mentioned. A circular rim of wood or other proper material sets around and partially over the cover of the inner vessel and covers the space between the inner vessel and the case, this rim is flush with the top of the case and forms the seat of the closet, a cover is placed over the top of the case which completes the arrangement and effectually confines the effluvia.

To enable others skilled in the art to make and use my invention I will proceed to describe its construction and adaptation.

A, is the case which incloses the inner vessel. This case may be of any desirable form. The one represented is probably as ornamental as any. It may be constructed of tin, sheet metal, or any other suitable material, and should be of sufficient height

to allow the greatest possible ease to the person sitting upon it, say from 15, 18, in.

B, is the inner vessel also constructed of tin or sheet metal; this vessel B, rests upon the partition *a*, see Fig. 2, and 4, which allows the vessel B, to be nearly as high as the case A, the partition *a*, has a circular cleat or projection *b*, upon it, Fig. 2 within which the bottom of the vessel B, fits.

C, is the cover of the vessel B, seen on the vessel in Fig. 2.

D, is a circular rim of wood or other proper material which fits over the edge of the cover C, when it is on the vessel B, as seen in Fig. 2, this rim serves greatly toward confining the effluvia by resting over the edge of the cover C. When the closet is to be used the cover C, is taken off the vessel B, by removing the circular rim D, and when the cover is off, the circular rim D, is replaced and rests upon the top edge of the vessel B, and the inner side of the case A, the outer edge of the rim being beveled to suit the conical shape of the case, this rim D, when the cover C, is off the vessel B, forms the seat of the closet, see Fig. 3. When it is designed to close the closet, the circular rim D is raised and the cover C, placed over the vessel B, the rim D, is then replaced setting a short distance over the edge of the cover, and finally the cover E, (see Figs. 1 and 2,) is placed over the case A, which arrangement effectually confines the effluvia. It will be seen by referring to Fig. 2, that the vessel B is removed by a handle *c*, and bail *d*.

The advantages of this arrangement are, 1st, in having the article of sufficient height as to afford the greatest possible ease to persons using it, in many cases much mischief is done by using the ordinary low vessel, especially to females in certain stages of complaints incident to them; 2nd, the comparative small cost of manufacturing them; 3rd, the facility of cleansing them, the inner vessel B, being all that is required to be removed and cleansed; 4th, the durability and ornamental appearance, of the article.

Having thus fully described the nature of my invention, and the manner in which it is constructed, what I claim as new and desirable to secure by Letters Patent is—



The manner of construction as described, and for the purpose specified viz: the vessel B, resting upon the partition *a*, in the interior of the case A, and the circular rim D, 5 projecting a short distance over the edge of the cover C, when on the vessel B, and resting upon the top edge of the vessel B, when the cover C, is off of it, in order to form

the seat, the whole arrangement being covered by the cover E, of the case A, substantially as set forth. 10

GEO. R. WILLMOT.

Witnesses:

CARLOS A. BUTLER,

ASAPH MERRIAM.