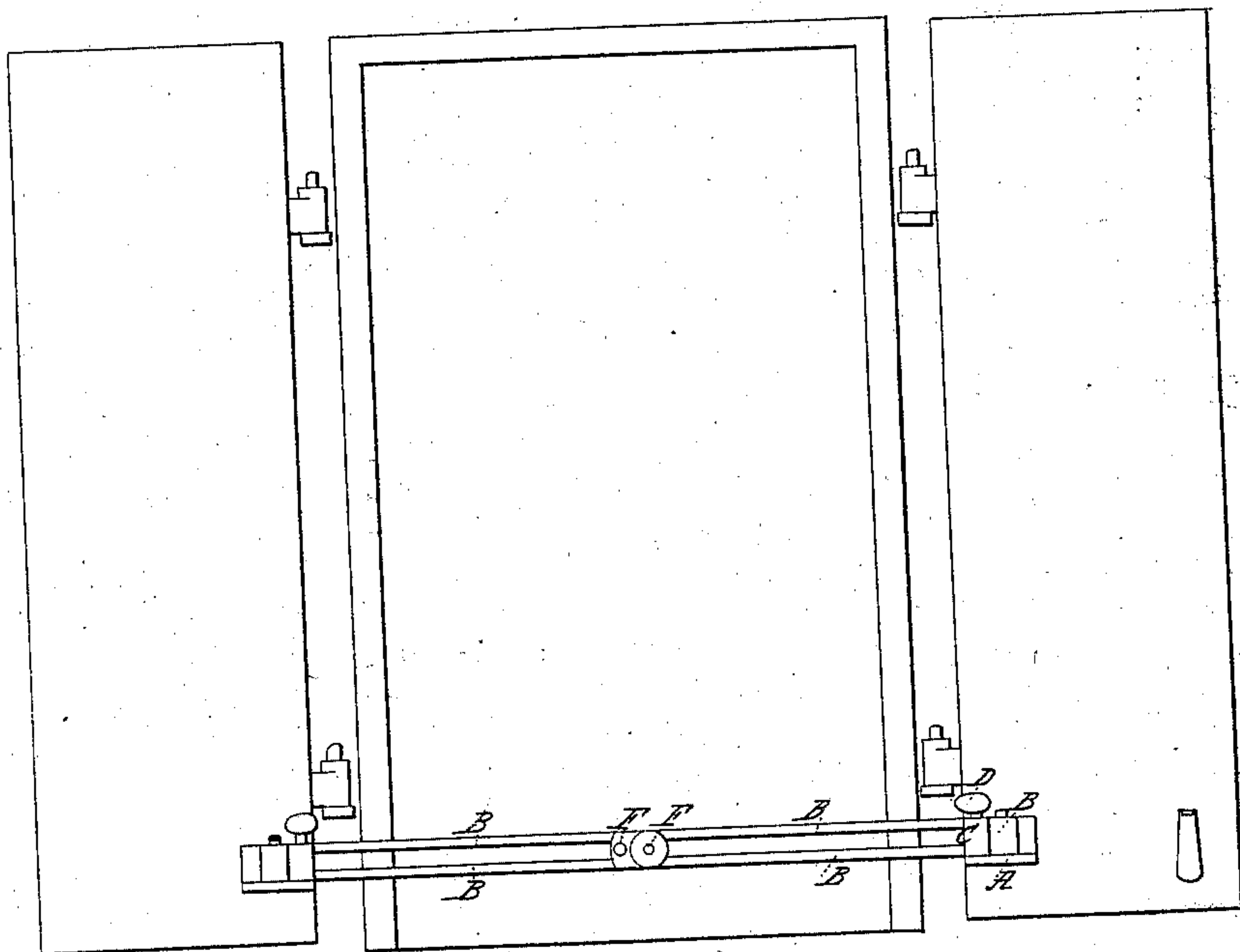
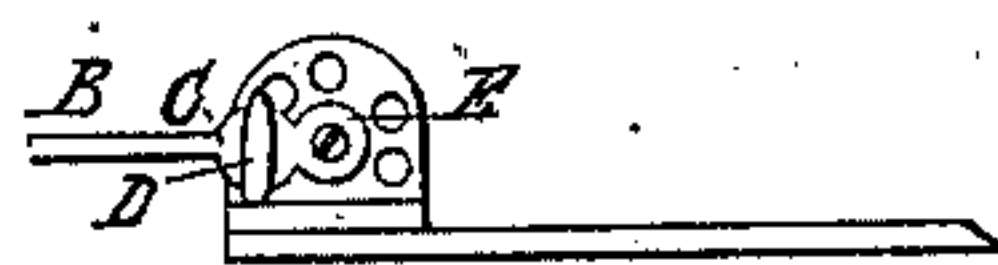



C. W. Krebs,
Shutter Fastener.

N^o 7,995.

Patented Mar. 25, 1851.



UNITED STATES PATENT OFFICE.

CHAS. W. KREBS, OF BALTIMORE, MARYLAND.

APPARATUS FOR SECURING SHUTTERS IN ANY REQUIRED POSITION.

Specification of Letters Patent No. 7,995, dated March 25, 1851.

To all whom it may concern:

Be it known that I, CHARLES W. KREBS, of Baltimore, in the State of Maryland, have invented a new and Improved Mode of Holding Shutters; and I do hereby declare that the following is a full and exact description thereof, reference being had to the accompanying drawings and to the letters of reference marked thereon.

10 The nature of my invention consists in attaching to pintles secured near the inner edges of the shutters two rods capable of being slid upon and in contact with each other, each rod being provided with a socket and screw therein which latter can be caused to enter into any one of a series of apertures formed in a flange secured to the shutter below the pintle above named.

20 To enable others to make and use my invention I will proceed to describe its construction and operation.

25 I take two rods of iron or other suitable material marked upon the drawing B B and making a groove in each connect them by two screws F F which move through the grooves, when not screwed up against the arms, and do not move when screwed up, and are fixed in one end of each arm, one screw is provided with a nut in order to allow

both screws to be worked on the same side 30 of the arms; in the other end of each arm I make two sockets for each arm, one socket fits the pivot of the hinge and is marked E, the other C is made a female screw, and fits the screw D which works into the holes of 35 the flange A of the hinge, thereby holding the shutter in position, either shut or bowed or open entirely. The hinge or pintle has a flange below it, perforated with a series of apertures into which the screw D is caused 40 to enter, and prevents any motion of the shutter. This apparatus being properly adjusted to the shutters, will hold them in any desired position by the use of the screws, without being separated, and being clasped 45 by a spring upon the outside blind, will keep them shut, so that they cannot be opened from without.

What I claim is—

The right to the rods, pintles, sockets, 50 screws and apertures, connected, arranged, and acting substantially in the manner and for the purposes described.

CHARLES W. KREBS.

Witnesses:

WM. P. BROWN,
HORACE LITTLE.