

J. Karney,

Invalid Bedstead,

N^o 6,814,

Patented Oct. 23, 1849.

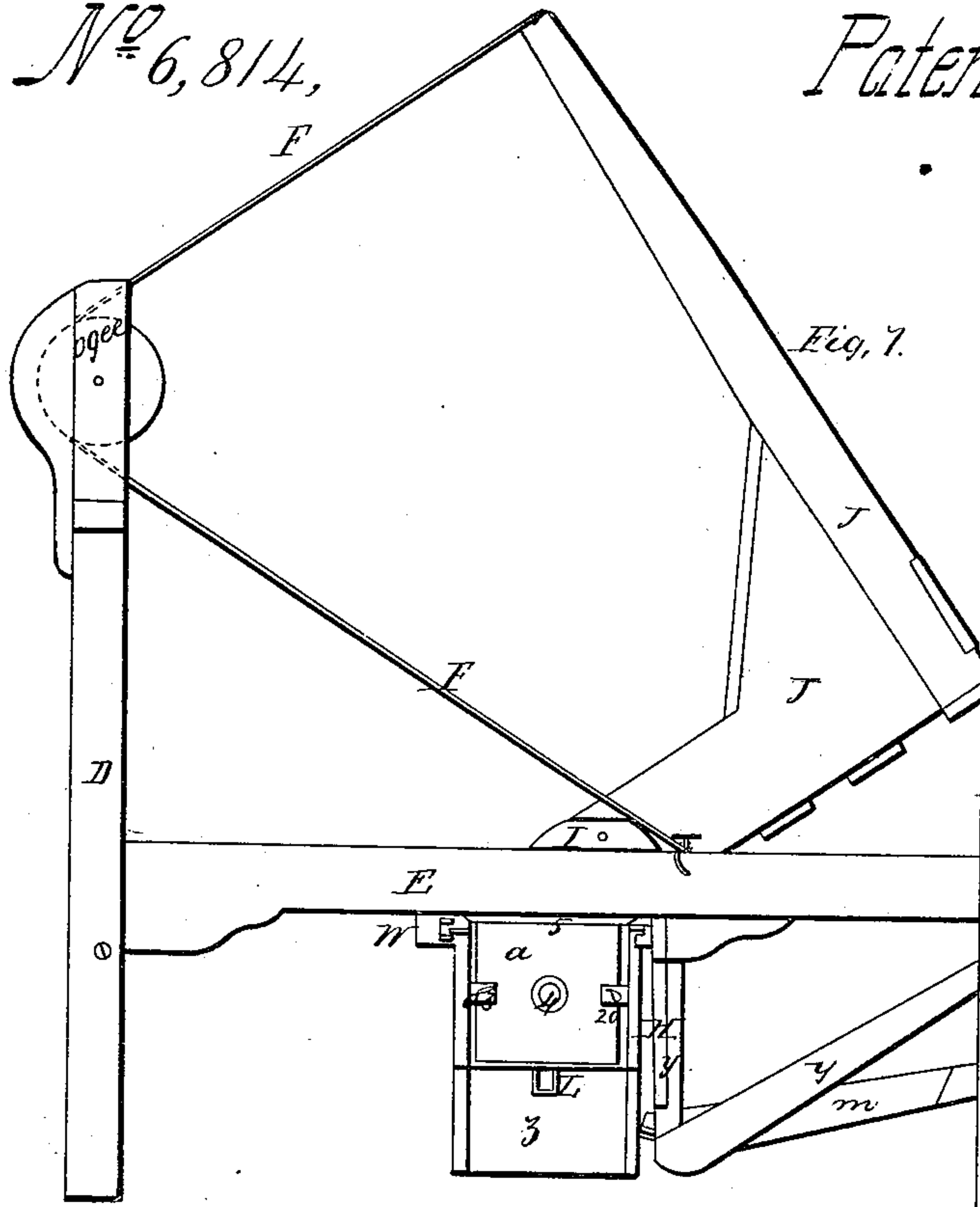
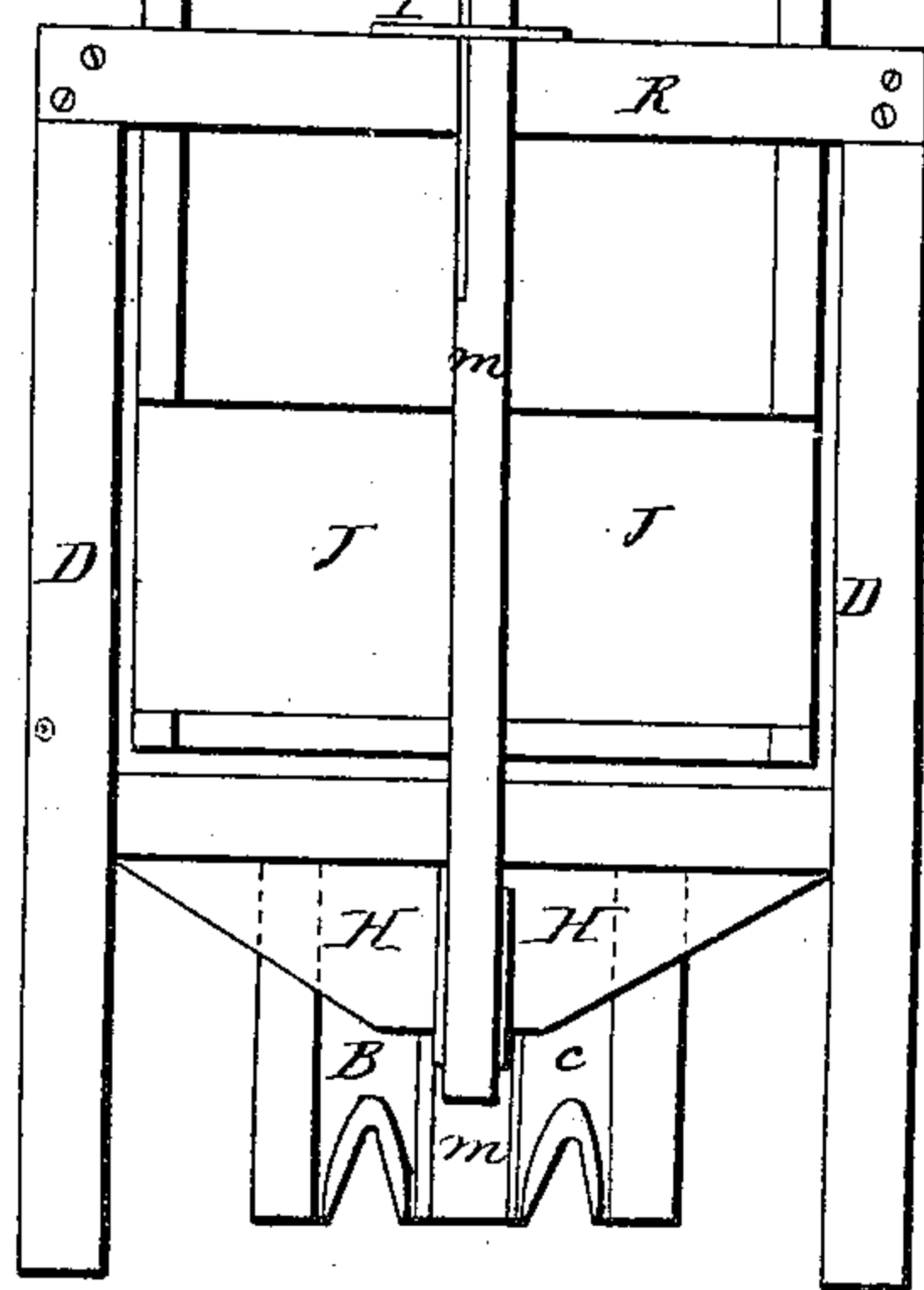
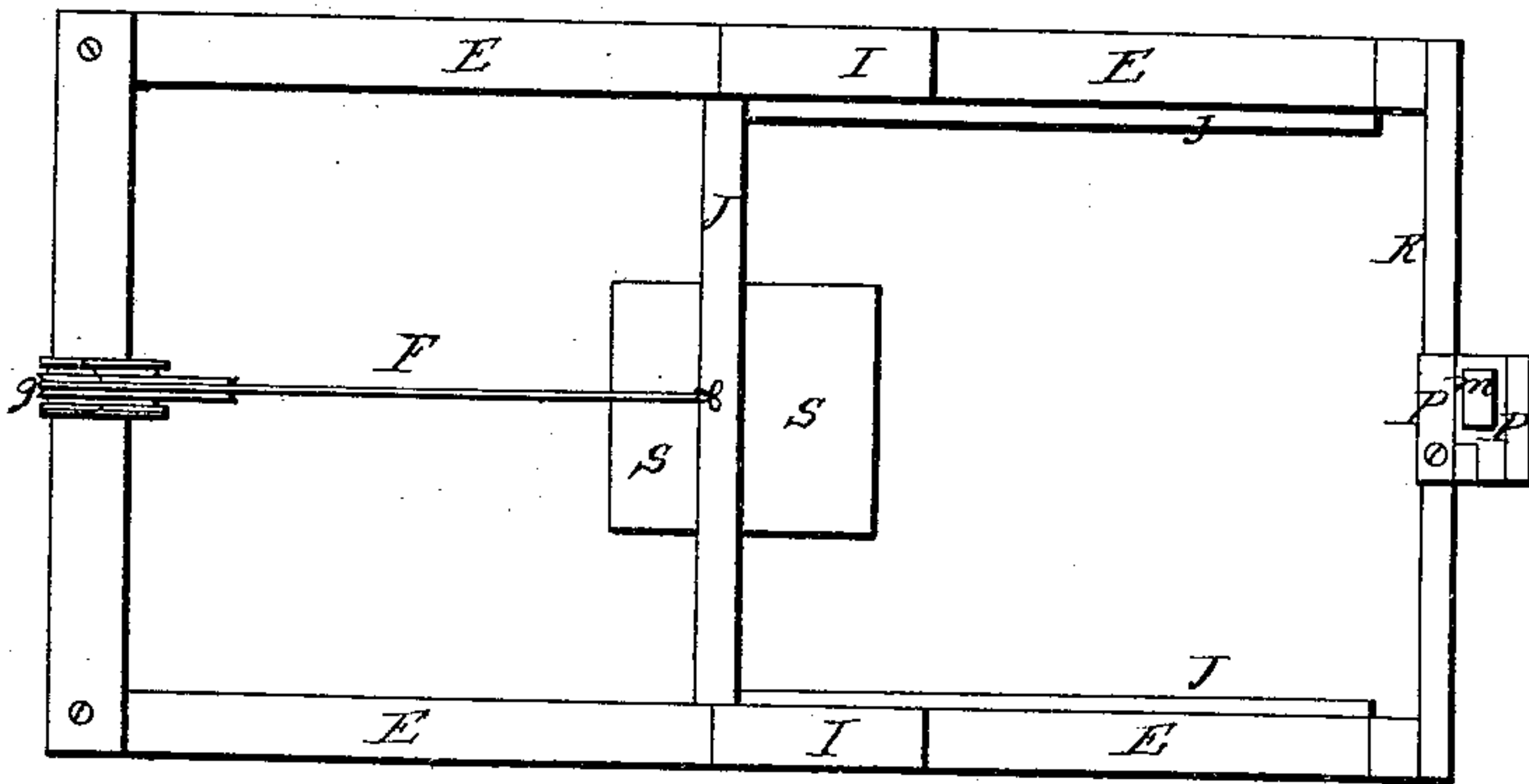


Fig. 8.

Fig. 9.



UNITED STATES PATENT OFFICE.

JNO. KARNEY, OF CINCINNATI, OHIO.

INVALID-BEDSTEAD.

Specification of Letters Patent No. 6,814, dated October 23, 1849.

To all whom it may concern:

Be it known that I, JOHN KARNEY, of the city of Cincinnati, county of Hamilton, and State of Ohio, have invented a new and useful Improvement or Addition to Bedsteads; and I do hereby declare that the following is a full and accurate description of the construction and operation of my said invention, reference being had to the accompanying drawings, making a part of this specification, in which—

Figure 7, is a side view; Fig. 8 an end view, and Fig. 9 a top view.

E, is a side rail, D, posts and R, an end rail of the bed.

A is a box divided into two apartments, the outside one contains a chamber pot to urinate &c., the inside one is a cushion (on platform to fill up the hole in the bottom of the bed) to take the place of the chamber pot or outside box when not in use for the purpose of filling up the hole, S, Fig. 9, and rises up on a level with the upper surface of the mattress. Outside of box A is a door, this door is opened by unclasping the buttons 2 and 3, then I draw out the lever L upon which the said door rests. I then take hold of the chamber pot or outside box by the knob 4—draw it out and empty it, and again replace it. Fig. 5 is the cover of the chamber pot.

m, is a lever attached to box A, at the lower end, this lever is used for raising the chamber pot and cushion. Said lever has a handle attached to one end of it and on the said handle is attached a slide, O, for the purpose of lengthening the handle so as it will strike the floor to prevent the other end of the said lever m, from spraining the box, z, which contains the cushion and chamber pot. There is also a brass plate with teeth or nicks in the edge of it, fastened on the upper end of said lever by means of screws for the purpose of catching hold on the plate P, when the pot or cushion are raised up or taken out.

R, is a top rail of head part of bedstead. The plate, as seen in Fig. 9, is fastened to said rail R, which hold the nicks on top of m.

Y, is a pair of rails one end of which is fastened to a post that is fastened to the panel H, the other end of said rails is fastened to the under rail of bedpost D. Said panel H, has a groove on the opposite side of the post of the rails, Y, is fastened to. Also there is a block with an oval form

on one end fastened to each end of panel, H. Said blocks are also fastened to the under edge of side rails E. There are two panels on the bedstead as a substitute for slats, said panels rest on piece W. Said piece W has the groove in it for the box z (box z, a platform connected to and on which rests box a which contains the chamber pot,) to slide by and the panel, H, that the post and rails, Y, are fastened to.

W, is a piece of wood with a groove in it lengthwise for the box z, to slide by. Also there are notches in one of its edges for the slots of the foot part of bedstead D to rest on.

B, in Fig. 8, represents the pot box and C, the cushion, both in box z.

J, is an elevator fastened to side post, E, at I, by means of an iron pin, or screw.

F is a rope or gear fastened to the top of the post or the elevator J, running around the ogee, and fastened to an iron or wood cross pin in the side rail E, near I. By means of said rope the patient or other person is enabled to raise or lower his position in the bed; when he pulls said rope the elevator J, is raised in proportion to the length the rope is drawn.

g is a wheel or pulley that is tenoned with the top edge of the bottom rail of bedstead and gained into the upper rail of bedstead. In the top of this wheel or pulley ogee, there is a slit for the wheel around which the rope F, runs for the purpose of raising or lowering the elevator J. Around the top of the hole, S, there is a rim to prevent the mattress from being soiled &c; directly below S, the pot is placed, and when the patient wants to urinate, or ease himself, he is lifted up in the bed for that purpose by pulling the rope F and making it fast around the pin in side rail E, near I. Or if the patient is too weak to be raised in the bed he can urinate or ease himself lying down at full length. Immediately after the chamber pot is taken out and emptied, the cushion (which is the inside of box a containing the pot) is shifted up the hole S, by lowering the lever, m, at k. C shows a division of box 3 (in Fig. 8).

In the bottom of the boxes which contain the chamber pot and cushion, there are grooves for a round piece of wood or iron, small at both ends and firmly attached to the lower end of the lever m, to slide through. Box, z, which contains the pot and cushion is kept in its proper place by means

of iron or brass hooks or stops, fastened to the ends of rail W.

There is a brass plate attached to the lower slat of the elevator J, for the purpose
5 of keeping the mattress in its proper place.

What I claim as my invention and desire to secure by Letters Patent is

The use of the lever to alternately raise and depress the sliding boxes, when these

boxes are combined with the horizontal 10 drawer for alternating placing the chamber and cushion under the permanent opening in the mattress as described and represented in the foregoing specification.

JOHN KARNEY.

Witnesses:

PETER I. SULLIVAN,
PATRICK COLLINS.