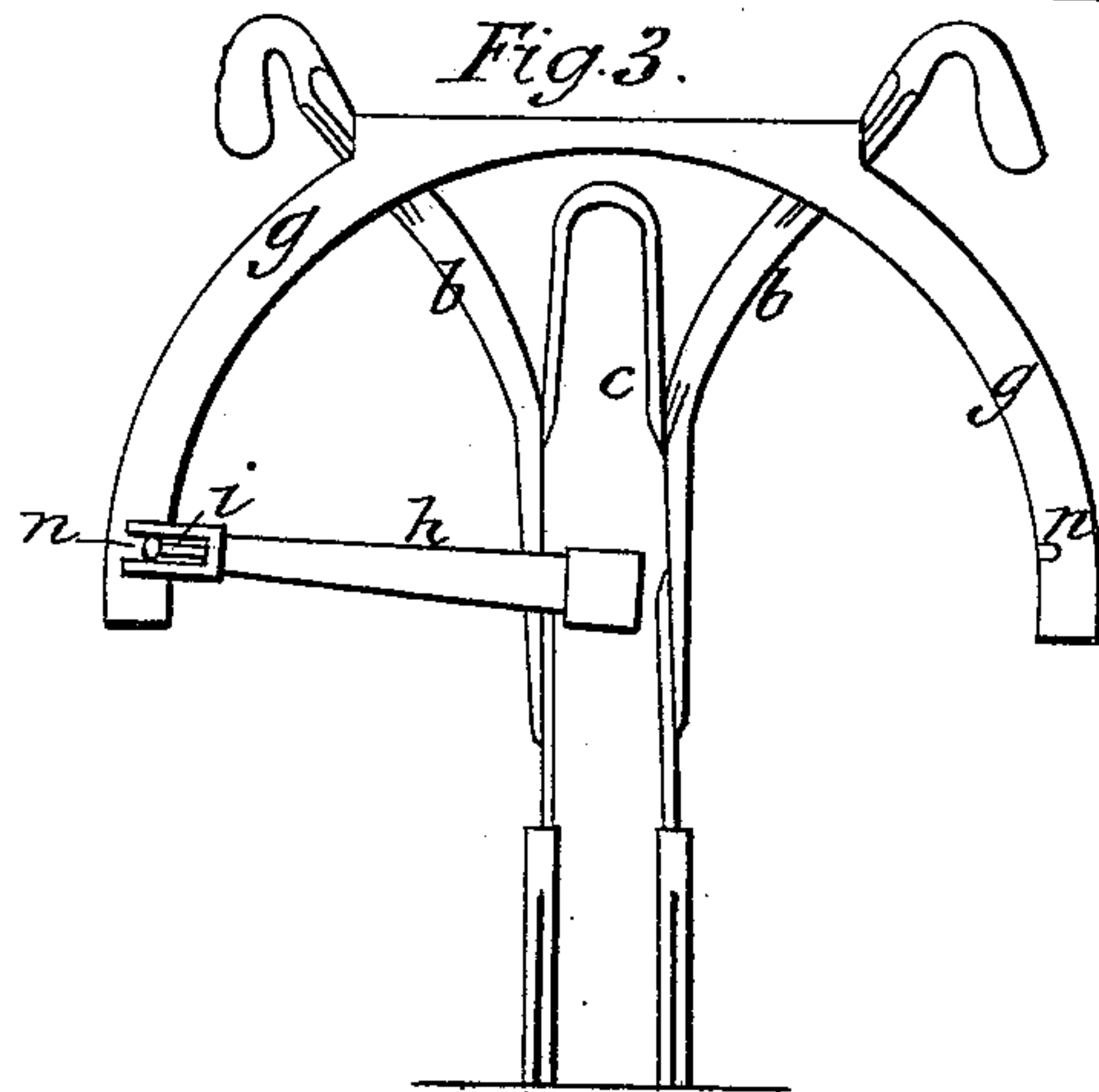
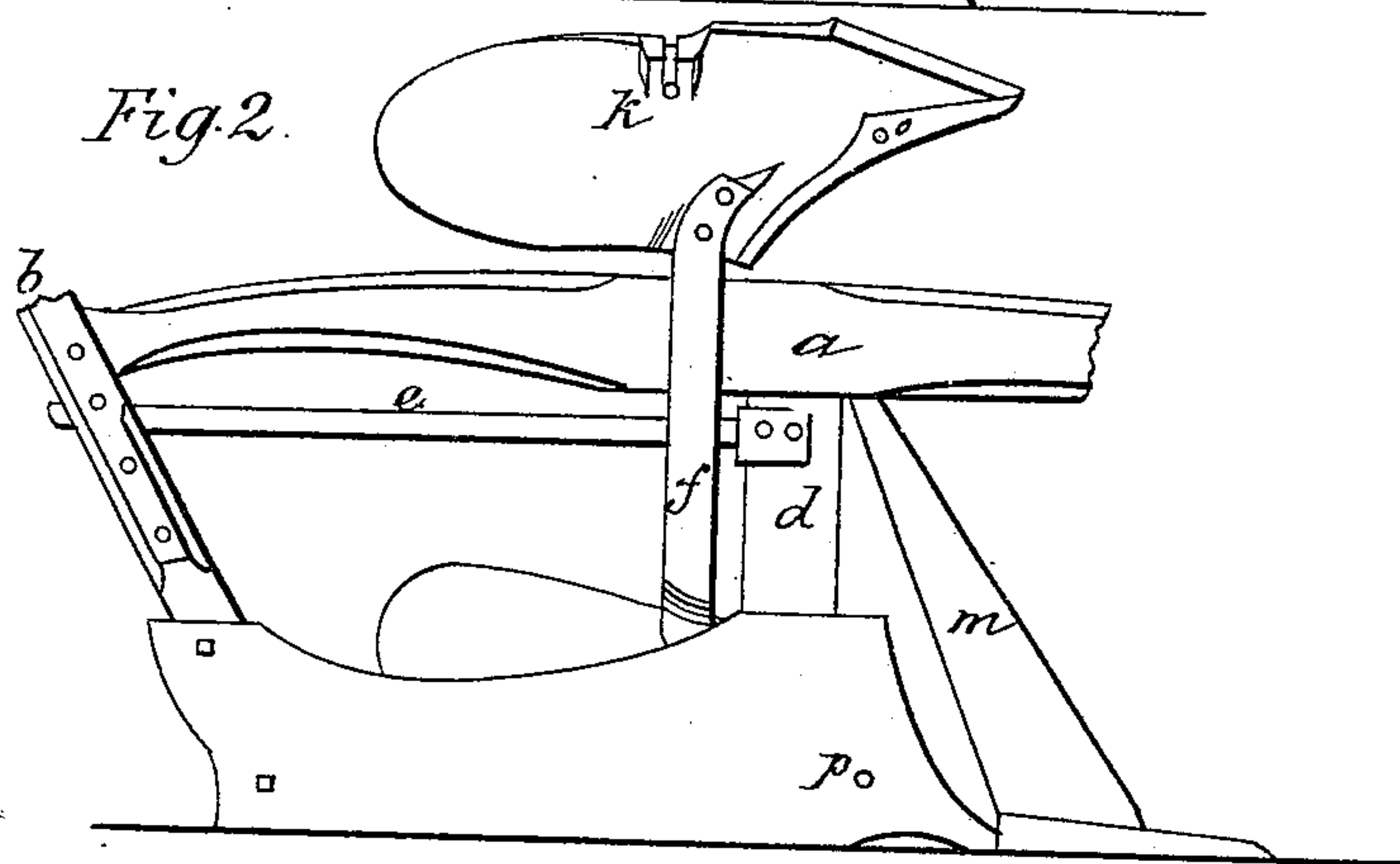
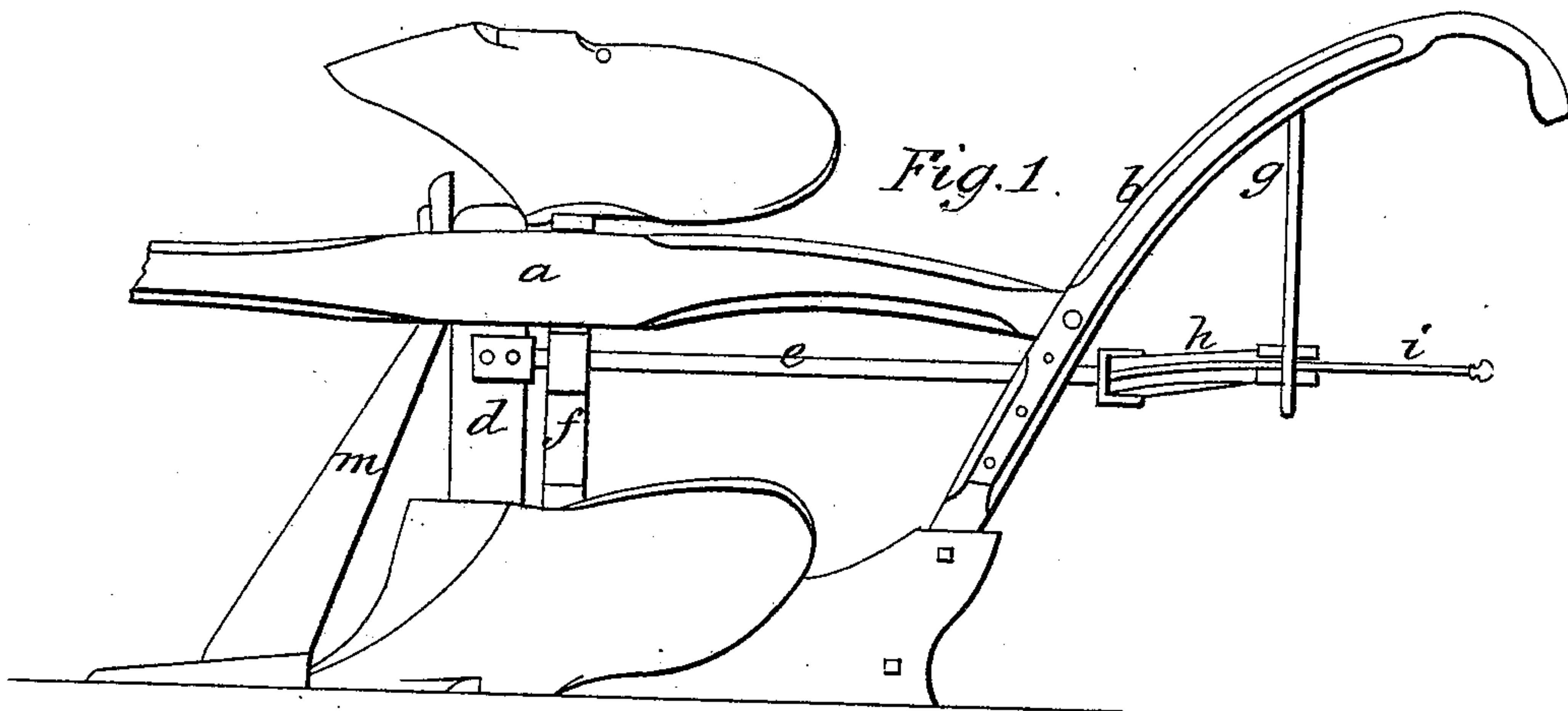


A. ELDRED.
Side-Hill Plow.

No. 6,606.

Patented July 24, 1849.



UNITED STATES PATENT OFFICE.

ALLEN ELDRED, OF LITTLE FALLS, NEW YORK.

IMPROVEMENT IN HILLSIDE-PLOWS.

Specification forming part of Letters Patent No. 6,606, dated July 24, 1849.

To all whom it may concern:

Be it known that I, ALLEN ELDRED, of Little Falls, in the county of Herkimer and State of New York, have invented certain useful Improvements in the Construction of Hillside-Plows; and I do hereby declare that the following is a full, clear, and exact description of the principle or character which distinguishes them from all other things before known, and of the usual manner of making, modifying, and using the same, reference being had to the accompanying drawings, in which—

Figure 1 is a side elevation; Fig. 2, side elevation of the landside; Fig. 3, an elevation seen from the rear.

The object of my invention is so to construct a side-hill plow as to secure the advantage of an entire stationary landside combined with two separate mold-boards, so constructed and attached as to be made to approach and recede from the landside by causing them to revolve on a shaft, to which they are both united by an arm that connects the two mold-boards, and on which they are balanced, so as to be readily shifted by the plowman, by means of a crank or other analogous device placed just under the handles.

The construction of this plow is as follows: The beam and handles are made similar to many hillside-plows now in use, and lettered *a b* on the drawings. At the rear end of the beam there is a standard, *c*, that extends down nearly or quite to the sole of the plow; and just in the rear of the cutter there is an ordinary sheth, *d*. To this sheth and standard the landside is affixed, formed of two parts uniting in front, and spreading sufficiently in the rear to admit said sheth and standard between them. Said landside presents a smooth surface on each side, diverging from the front edge backward, as before stated. Above said landside, directly under the beam, there is a horizontal bar or shaft, *e*, extending from the sheth, in which it has its front bearing, back through the standard, beyond which it projects a sufficient distance to attach a crank, hereinafter described, near the front end of the shaft *e*, just in the rear of the sheth. A bar, *f*, is affixed parallel with said sheth, and projecting sufficiently from the shaft on each side to attach a mold-board at either end thereof. These mold-boards may be formed like any ordinary plow, according to the soil in which it is to be worked. They are so situated relatively to each other as that when one is down against the landside on one side, that

on the opposite side is elevated above the beam in a reversed position, leaving the landside opposite the lower mold-board free and unobstructed. Under the handles I place a segment-plate, of metal, *g*, in a vertical position and concentric with the shaft *e*, which plate is embraced by the outer end of the crank *h* on shaft *e*, above mentioned. To this crank I attach a spring-handle, *i*, so formed as to spring into notches *n*, Fig. 3, made in the segment-plate *g* for that purpose near each end. By means of this crank the plowman is enabled to revolve the shaft *e*, so as to bring either mold-board down to the landside in the position shown in the drawings, Fig. 1, where it is fastened by means of the spring-handle *i* entering the catch in the segment, and, in addition thereto, a dowel-pin, *o*, affixed to the inside of the mold-board, which enters a hole, *p*, in the landside, made for that purpose, further secures the mold-board in its proper position. Near the heel of the mold-board I affix a horizontal brace, *k*, (see Fig. 2,) that bears against the landside and supports the mold-board at that point. In front of the sheth a cutter, *m*, of any ordinary form and construction, may be placed. A plow thus constructed can be readily changed to turn a furrow on either side without the plowman's moving from his position; and, by having the beam, handles, and landside immediately connected, and the mold-boards balanced on the same shaft, the change can be made with expedition and with very little exertion, without moving the beam or handles; and when the parts are brought into place they are firmly connected, so as to form a perfect implement, by which arrangement of parts I overcome the defects incident to common side-hill plows, in none of which is the whole landside stationary.

Having thus fully described my invention, what I claim therein as new, and for which I desire to secure Letters Patent, is—

Constructing a hillside-plow, substantially in the manner described, by making the entire landside stationary, and combining therewith two mold-boards revolving on a shaft above said landside, so as to turn a furrow on either side, when brought into position, by means of a crank or other analogous devices near the handles of the plow.

ALLEN ELDRED.

Witnesses:

JOSEPH P. WOODBERRY,
WM. GREENOUGH.