

A. Clarke,

Nursery Chair,

Nº 6,416,

Patented May 1, 1849.

Fig. 1.

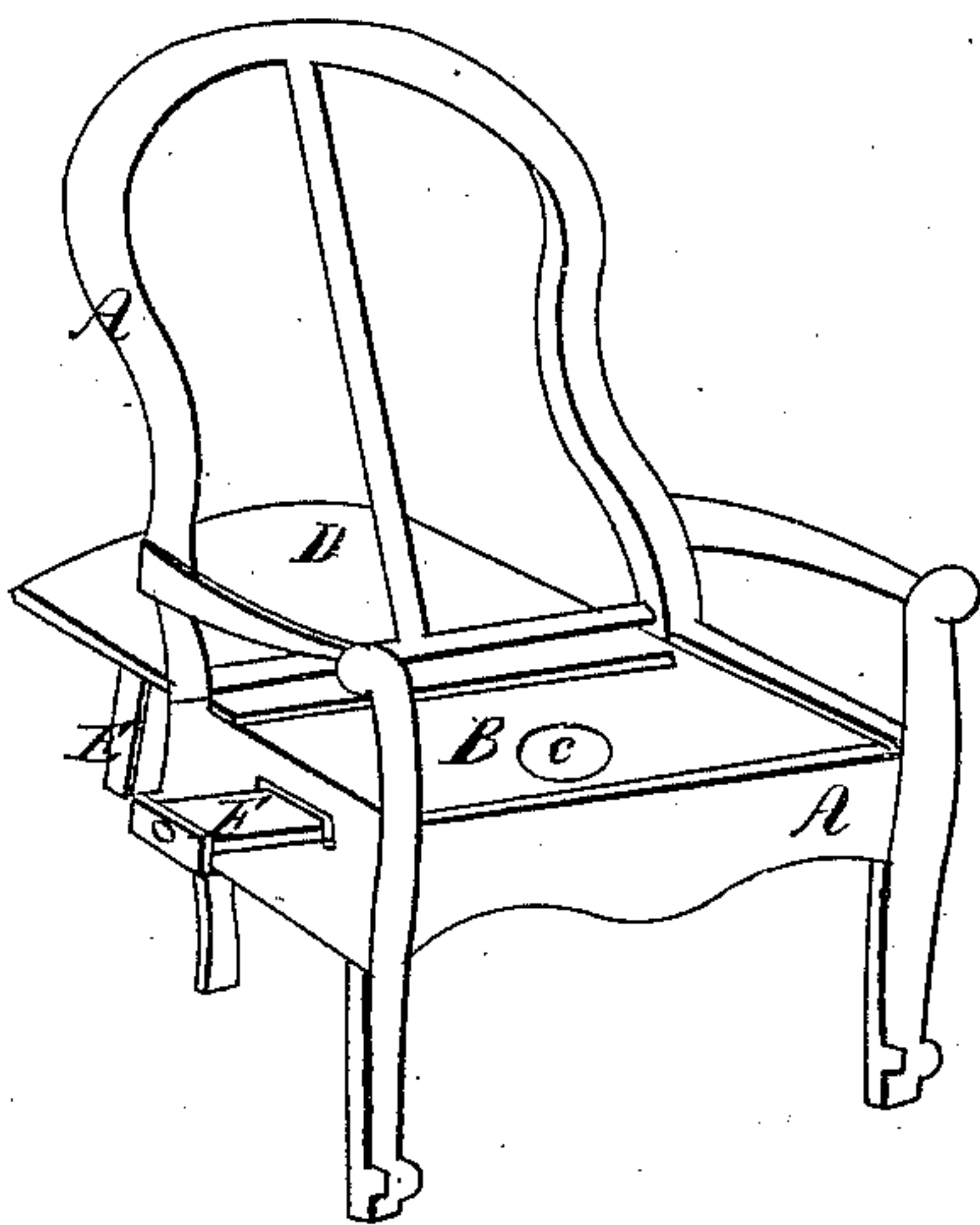


Fig. 2.

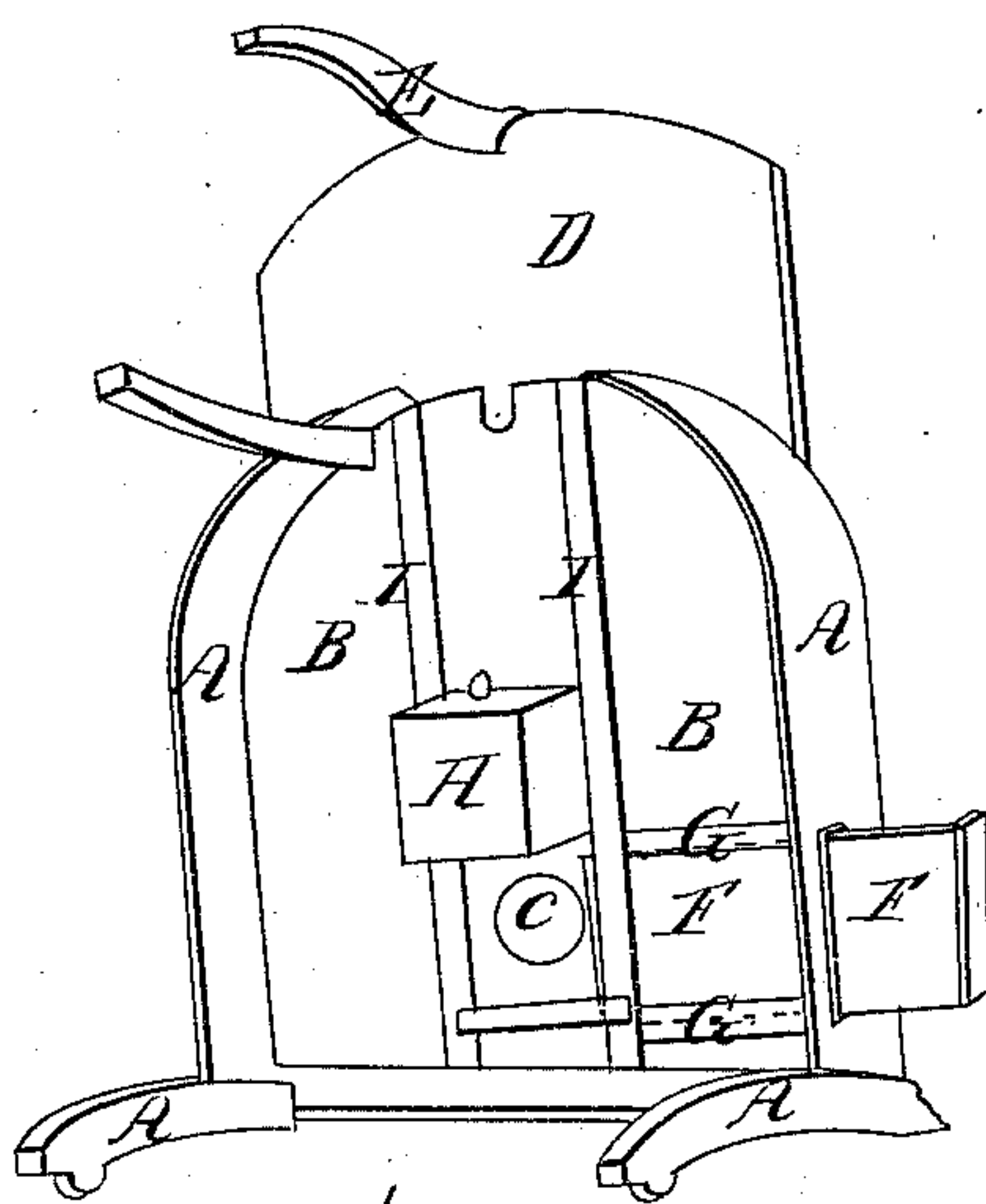


Fig. 4.


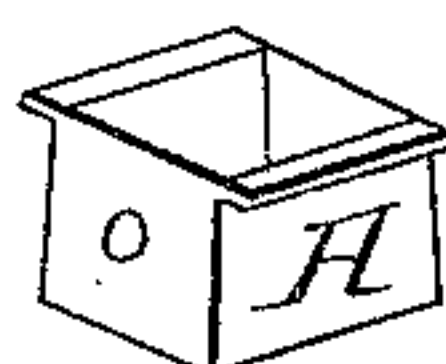


Fig. 3.



UNITED STATES PATENT OFFICE.

AUGUSTUS CLARKE, OF NEW YORK, N. Y.

EASY-CHAIR.

Specification of Letters Patent No. 6,416, dated May 1, 1849.

To all whom it may concern:

Be it known that I, AUGUSTUS CLARKE, of the city, county, and State of New York, have invented a new and Improved Easy-Chair for the Sick-Room; and I do hereby declare the following to be a full and exact description.

The nature of my invention consists in the combining and adapting to the ordinary chair, a sliding seat board, so as to draw out at the back of the chair, to expose the permanent seat;—a draw slide board, drawing out from the sides of the chair, from the under side of the permanent seat board of the chair, for the purpose of covering the chamber box; and a sliding chamber box, arranged in such a manner as to place the conveniences of the chair within the reach of the patient at all times, while at the same time, when not in use preventing the escape of all unpleasant effects from its use in the room. But to describe my invention more particularly I will refer to the accompanying drawings—the same letters in the several drawings, having reference to the same parts wherever they occur.

Figure 1, is a perspective view of the chair and 2, 3, and 4, sectional views of the same.

Letters A, A, &c., is the frame of the chair made in the usual form and of any suitable material, and to be cushioned to suit the taste and wants of the purchaser.

B, B, &c., is a representation of the permanent seat board of the chair, having in its center a hole or seat C, C, &c., for the purpose of communicating with a chamber box. Over this seat board, a sliding seat board D, D, &c., draws out and in from the back of the chair, for the purpose, of uncovering the permanent seat, when the chair is required to be used. On the back end of

the sliding seat is a leg E, E, &c., for supporting the sliding seat when drawn out.

Letters F, F, &c., is a draw slide made so as to pass through the side of the chair, just under the permanent seat, by means of the ways G and G, for the purpose of covering the mouth of the chamber box H, H, &c., which also has a set of ways I, I, running from front to back of the chair, on the lower side of the permanent seat board B, B, &c., so that the chamber box, may be slid in and out from under the hole C, and end of the draw slide F, as occasion may require. Now the operation of these several parts are that, when the patient desires the use of the chair, the sliding seat D, is drawn back, so as to uncover the hole C, in the permanent seat, when the draw slide F, in the side of the chair is drawn out, to expose the mouth of the chamber box H, and the patient then has the command of the chair; and after which he may close it at his pleasure, which will prevent the escape of any offensive smell that otherwise would arise from the use of an easy chair in the sick room.

Having now described my improvement in making easy chairs for the sick room, I will proceed to state what I claim and desire to secure by Letters Patent.

What I claim therefore is

The employment of the sliding seat board D, draw slide F, for covering the mouth of the chamber box and the sliding chamber box H, in combination with, and as adapted to an "easy or sick room chair," so as to make a portable close chambered easy chair for the sick room, in form and manner substantially as herein described.

AUGUSTUS CLARKE.

Witnesses:

CHAS. H. HALLOCK,
JOHN L. SMITH.