

C. ISBISTER.

Stove.

No. 6,358.

Patented April 17, 1849.

Fig. 1

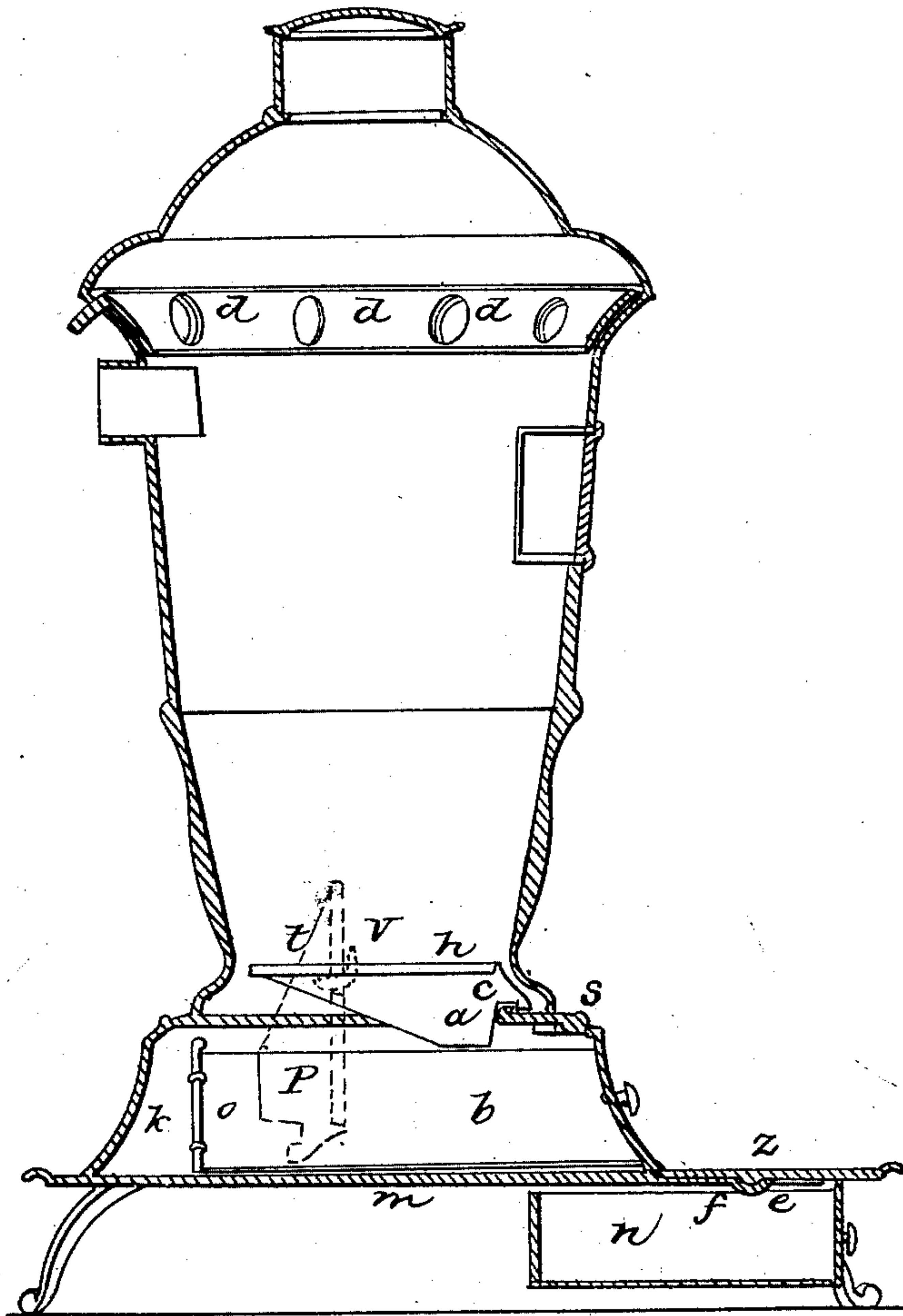


Fig. 3

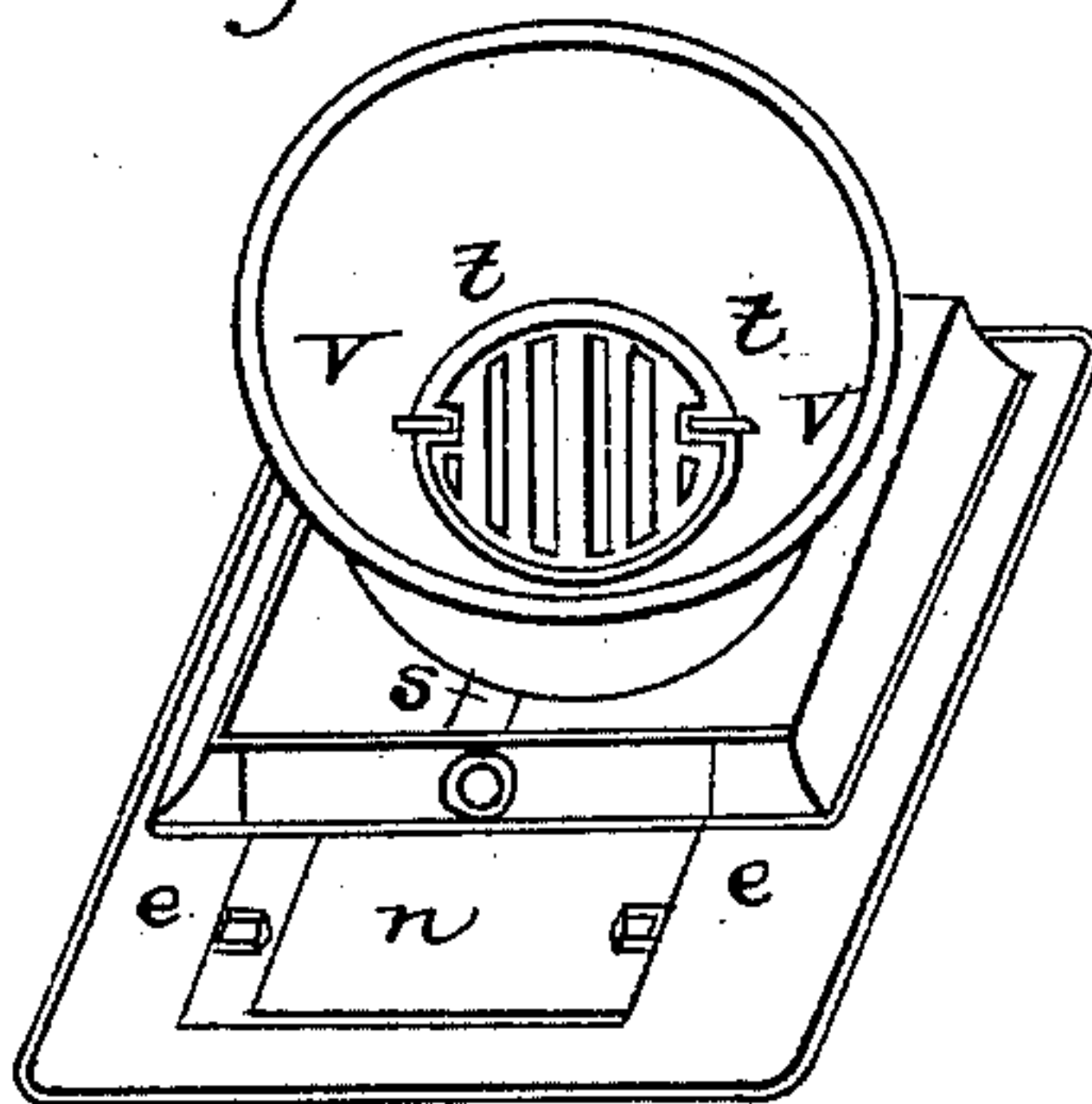


Fig. 2

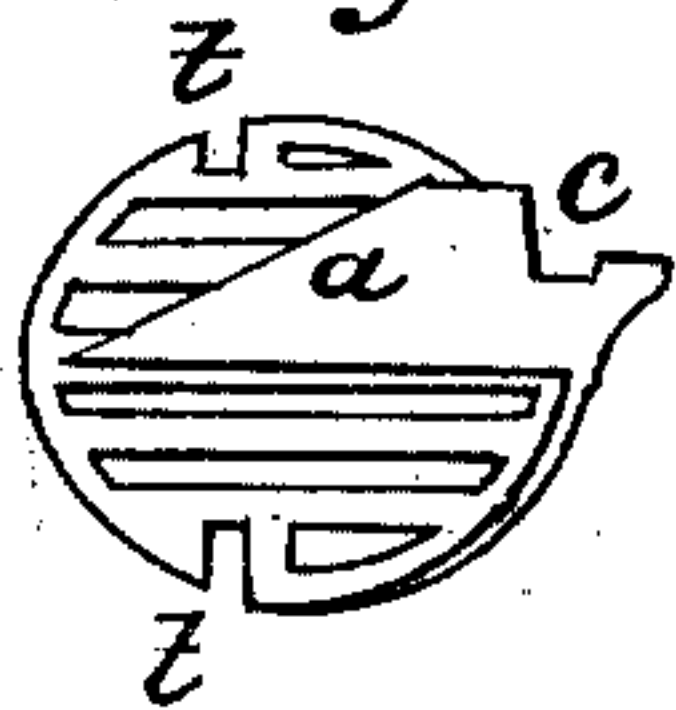



Fig. 4



UNITED STATES PATENT OFFICE.

CALEB ISBISTER, OF ALLEGHENY, PENNSYLVANIA.

GRATE FOR COAL-STOVES.

Specification of Letters Patent No. 6,358, dated April 17, 1849.

To all whom it may concern:

Be it known that I, CALEB ISBISTER, of the city of Allegheny, county of Allegheny, and State of Pennsylvania, have made certain
5 Improvements in the Construction of Coal-Stoves; and I do hereby declare that the following is a full and exact description, reference being had to the annexed drawings, making part of this specification, in which—
10 Figure 1 is a vertical section of a stove showing the inside. Letter *h* is the fire grate having a plate *a* on the underside of it, in which is a notch *c* to retain the bolt *s*. This grate is shown by Fig. 2 and Fig. 3, in which
15 the same letters show the same parts. *t t* are centers of motion. *v v* are flanches to hold the grate to its place. *b* is the ash drawer. *o* is a piece of metal made fast to the back of the ash drawer to work against
20 the plate *a* on the grate that the bolt *s* may be withdrawn and also to bring the grate

again to its place after it has fallen into the drawer, as shown by Fig. P bounded by red lines. The drawer being moved forward the piece *o* on the back will strike the under 25 edge of the plate *a*, and by continuing to move it forward it will raise the grate enough to let the bolt *s* be slipped under, and by continuing to move the drawer forward, or by pushing it back the grate will 30 rest upon the bolt *s*.

What I claim as my invention and desire to secure by Letters Patent is—

The manner of lifting the grate to its place by means of the plate *a* attached to 35 the underside of the grate combined with the piece *o* on the back of the drawer as herein described.

CALEB ISBISTER.

Witnesses:

CALEB ISBISTER, Jr.,
JOHN ISBISTER.