

N. CRADIT.

Stove.

No. 5,965.

Patented Dec. 12, 1848.

FIG. 1.

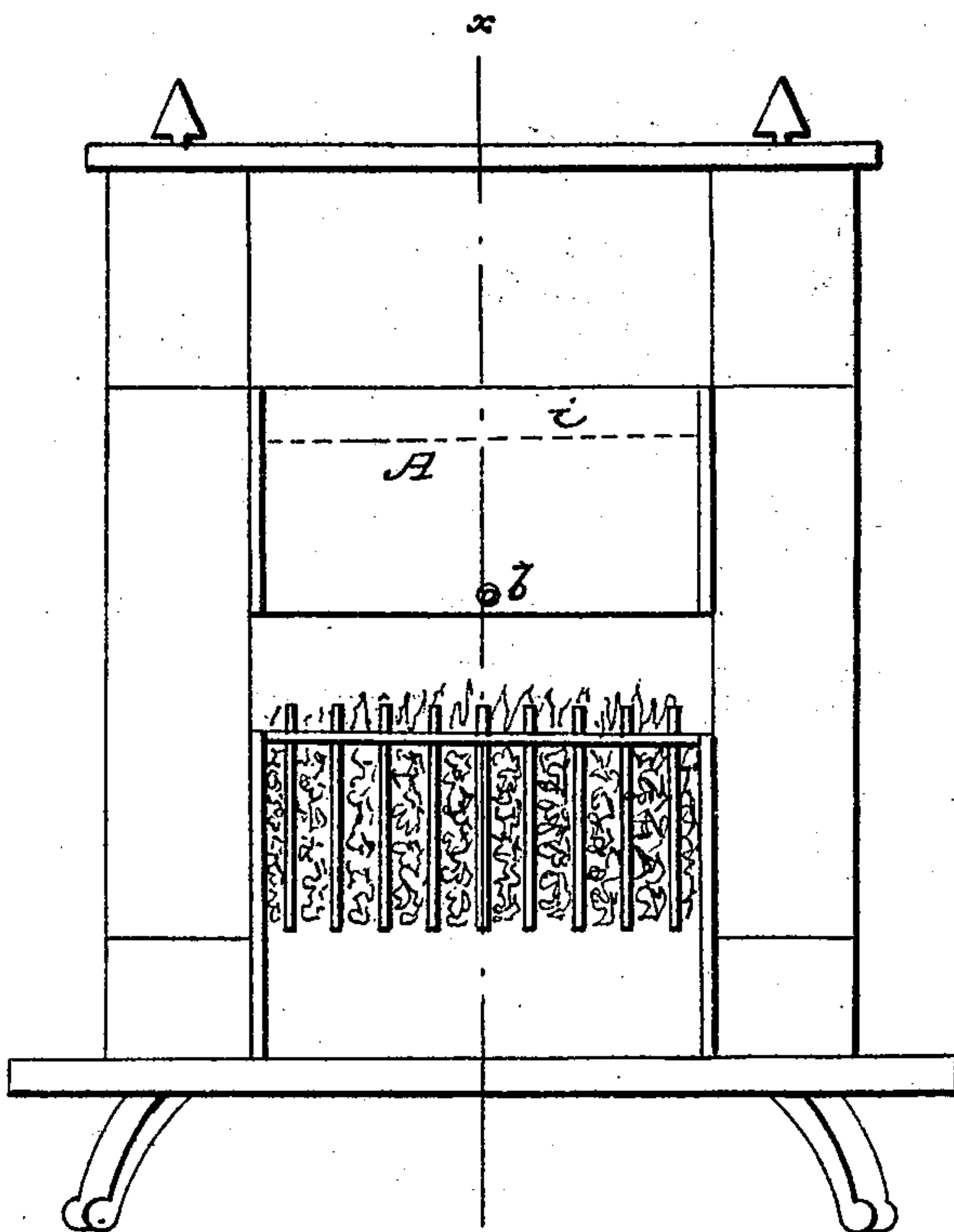


FIG. 2.

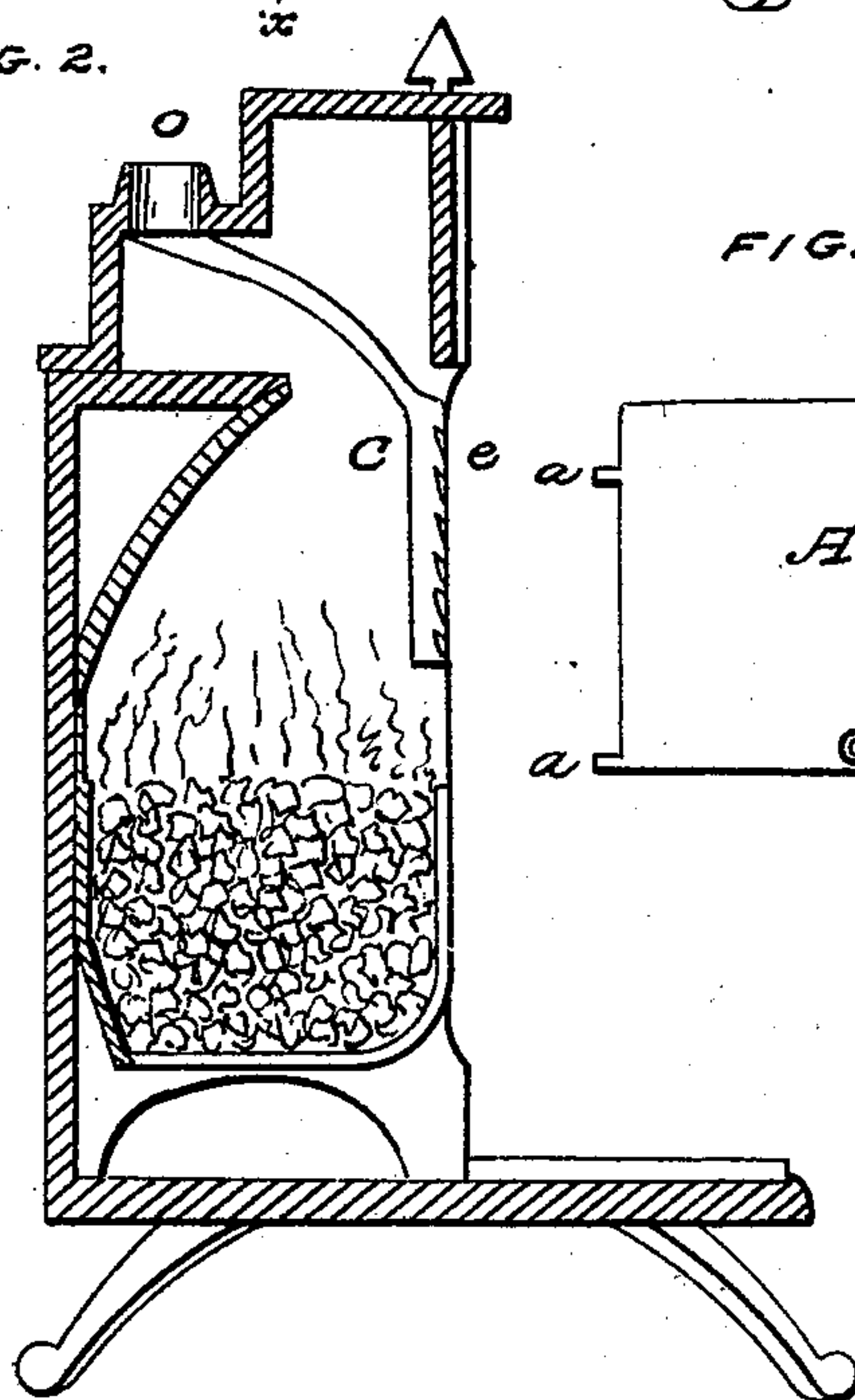
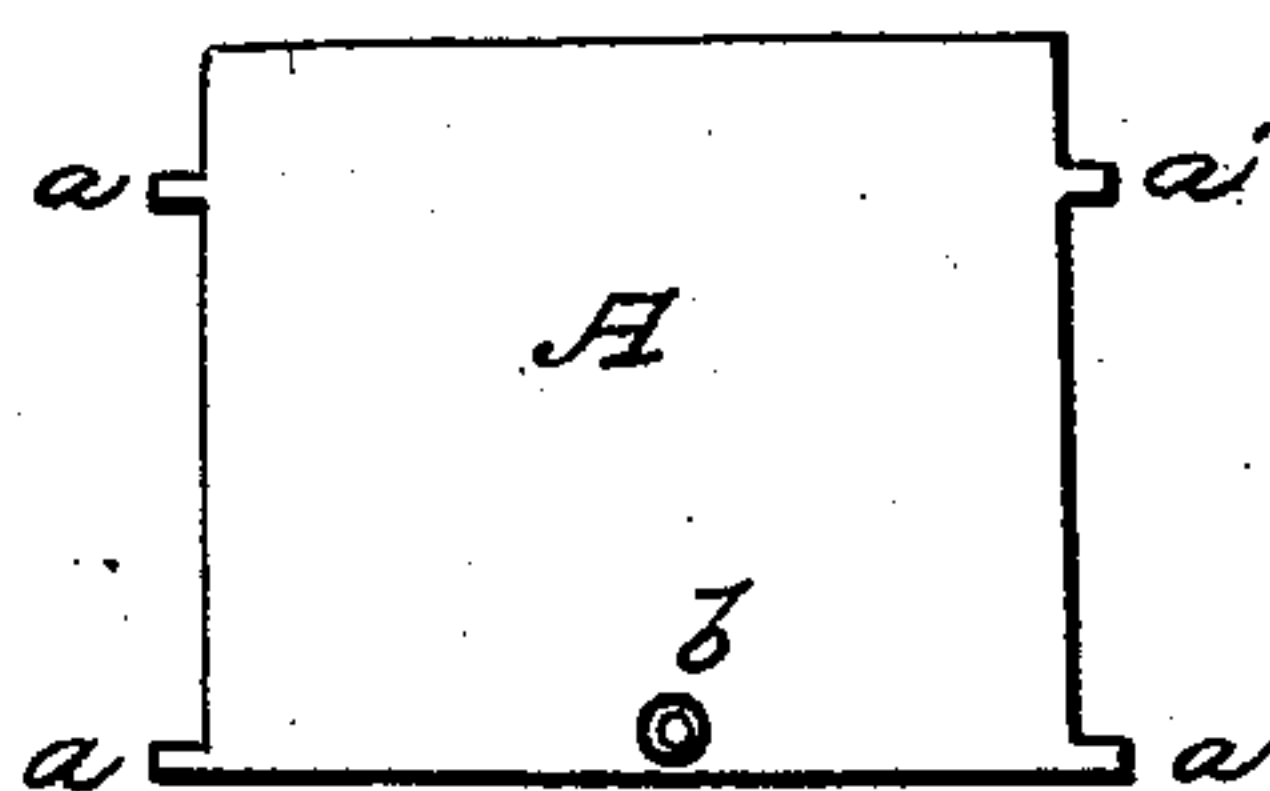


FIG. 3.



UNITED STATES PATENT OFFICE.

NATHL. CRADIT, OF RIPLEY, OHIO.

FRANKLIN STOVE.

Specification of Letters Patent No. 5,965, dated December 12, 1848.

To all whom it may concern:

Be it known that I, NATHANIEL CRADIT, of Ripley, in the county of Brown and State of Ohio, have invented a new and useful Improvement in the Franklin Stove, of which the following is a full, clear, and exact description, reference being had to the annexed drawings of the same, making part of this specification, in which—

Figure 1 is a front elevation; Fig. 2, a vertical section through the line *x x* of Fig. 1, and Fig. 3 is a plan of the draft and damper plate.

The same letters indicate the same parts, in all the figures.

The Franklin is generally considered one of the most pleasant and agreeable parlor stoves ever invented, but hitherto, it has been deficient of any simple and convenient means whereby the draft of the flue and the radiation of heat from the fire back could readily be governed as circumstances might require—for instance, when a fire is just kindled or fresh fuel added to a fire already burning a greatly increased quantity of smoke is evolved and at such times the capacity of the flue requires to be enlarged and the draft increased or the room will be filled with smoke, but when the fire has burnt clear and but little smoke and gaseous matter is generated the fire back should be exposed so as to radiate the heat freely into the room and the flue contracted at the same time to prevent unnecessary consumption and waste of fuel by lessening the draft. To accomplish these objects I have constructed a Franklin stove with a higher fire back than usual, and also applied to it a combined draft and damper plate A
Figs. 1 and 3 this plate may be made either flat or curved and on its ends are projecting pieces or pins *a, a', a', a'* to be inserted into

guide grooves *c* on either end of the stove to hold the plate in its place and on which to slide it up and down. The plate is held in any required position by resting the projections *a' a'* in any of the notches *e* in the front edge of the vertical portion of the groove *c* the knob or loop *b* is to take hold of to raise and lower the plate. When the plate is raised so that its lower edge is up to the dotted line *i* (Fig. 1.) it entirely closes the orifice (O) of the flue and stops the draft altogether; but when the plate is lowered to the position seen in Fig. 1 as indicated by the black lines, then the orifice (O) at the bottom of the flue is open to its fullest extent and the draft of the chimney is at its maximum and at the same time radiation from the fire back is wholly obstructed; the draft plate may be placed in any position intermediate between the extremes just named to modify the draft as required, and ordinarily it will be found, after the fire has begun to burn briskly that if the plate is raised about two thirds of the utmost height to which it can be raised, that the draft will be sufficient and the back will be exposed so that the heat will be thrown out into the room by radiation very freely.

What I claim as my invention and desire to secure by Letters Patent, is,

The combination of the draft and damper plate A with Franklin stoves provided with a notched groove *c* to receive the same as herein set forth.

In testimony whereof I have hereunto signed my name this sixth day of March 1848.

NATHANIEL CRADIT.

Witnesses:

P. H. WATSON,
W. FISHER.