

2 Sheets-Sheet 1.

A. D. Perry,

Hasp Lock.

N<sup>o</sup> 5,751.

Patented Sep. 5, 1848.

Fig. 2.

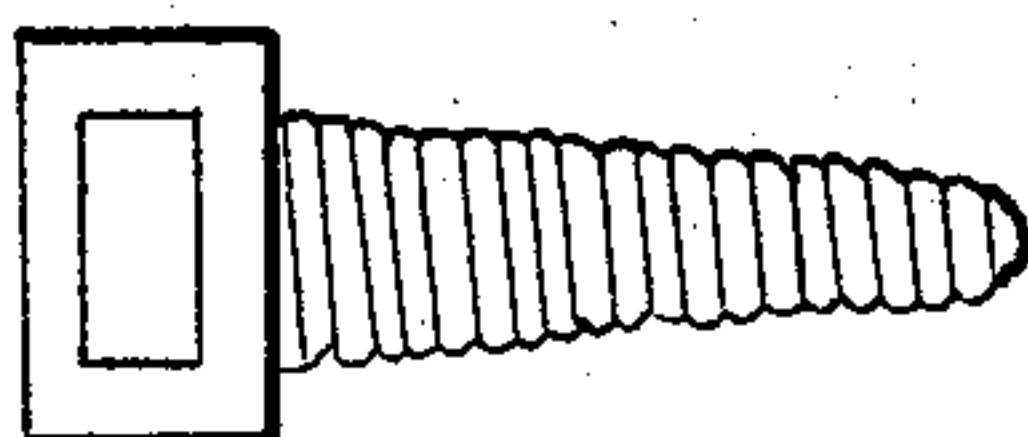
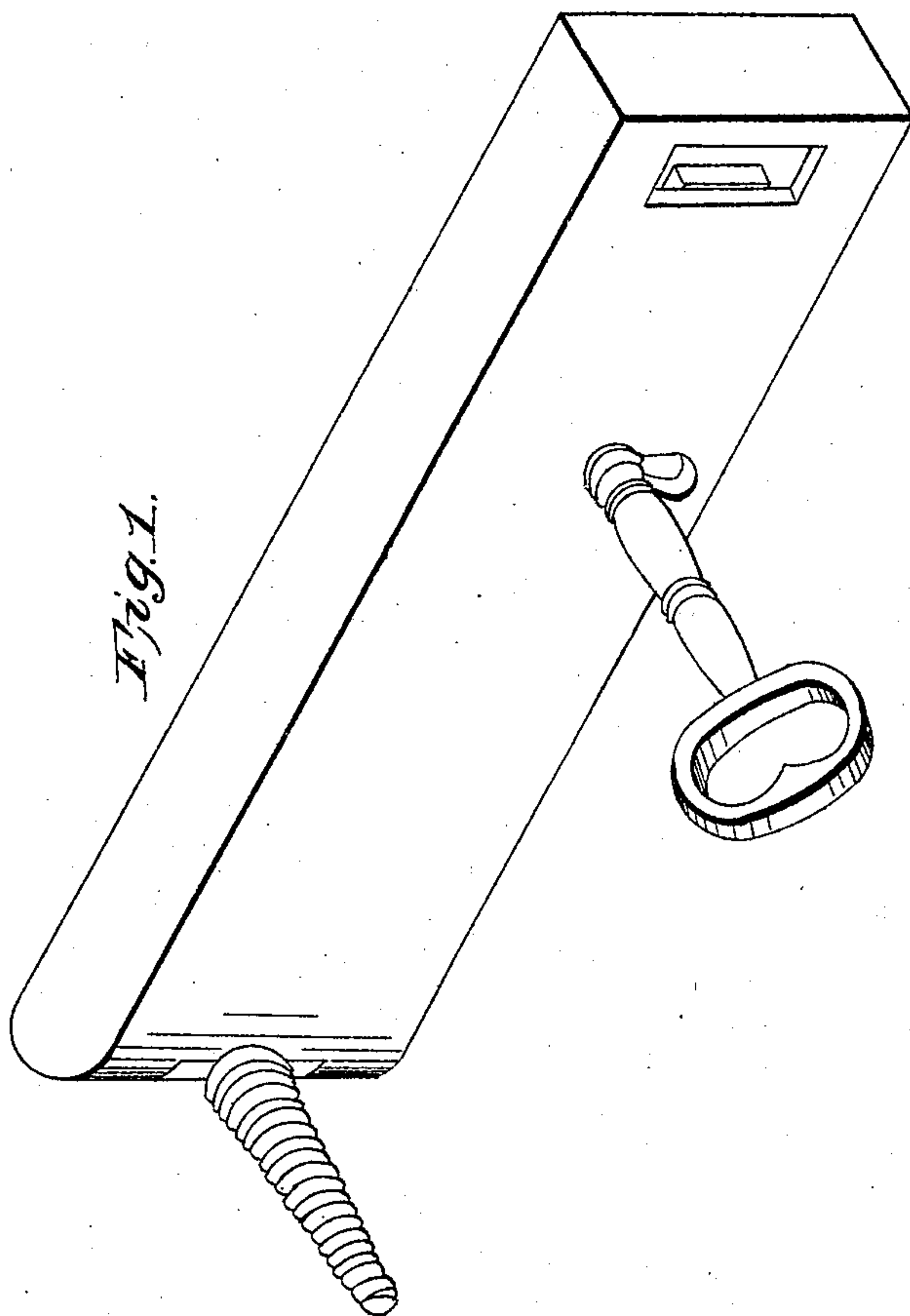


Fig. 1.



2 Sheets-Sheet 2.

A. D. Perry,

Hasp Lock.

N<sup>o</sup> 5,751.

Patented Sep. 5, 1848.

Fig. 4.




Fig. 6



Fig. 3



Fig. 5.





# UNITED STATES PATENT OFFICE.

ALONZO D. PERRY, OF NEW YORK, N. Y.

## PORTABLE LOCK.

Specification of Letters Patent No. 5,751, dated September 5, 1848.

*To all whom it may concern:*

Be it known that I, ALONZO D. PERRY, of New York, in the county of New York and State of New York, have invented a New and Improved Method of Fastening Doors, Cases, Drawers, &c.; and I do hereby declare the following to be a full, clear, and exact description of the same, reference being had to the annexed drawings, making a part of this specification, in which—

Figure 1, is a perspective view of one of the locks or fasteners. Fig. 2, is a view of the catch to fasten to the door or door-posts. Figs. 3, 4, 5, and 6, show the operation of placing the lock on the door or frame and its position when arranged.

The nature of my invention consists in the construction of a lock to be used generally in the place of a common pad-lock, the said lock forming the hasp or strap itself, with neat screw connections or fastenings instead of staples; the lock to be used as a wrench to insert the catch in its proper place, as well as to fix the screw, with which it is connected at its butt, into the door-post or frame.

The lock, Fig. 1, is constructed of cast or wrought metal, and is a hollow oblong box, square at one end, and rounding at the other; the space inside is sufficient to receive the works for operating. At the rounded end, a strong taper screw is let in, and works upon a center, forming a hinge, and near the square end an oblong hole is cut, which hole is to receive the head of the taper screw, or catch, similar to the one attached to the lock, the head of said screw being square to fit the hole in the lock, with a hole through the head, or part which lets into the lock, through which the bolt of the lock passes when the key is turned.

Fig. 2, is a view of the catch (taper screw) to fasten to the door or door-post. Fig. 3, is a representation of the lock with the catch or taper screw inserted, previous to marking the points where the two screws, viz, lock fastening at the rounded end of the lock, and catch at the other end, are to be placed on the door or door-post. Fig. 4, is a representation of the lock used as a wrench to screw the catch into the door, and the point where the lock fastening (screw) is to be inserted, as represented in Figs. 3, 5, and 6. Fig. 5, is a representation of the lock screwed to the

door-frame or post, the lock being used as a wrench, with the catch screwed to the door as described in Fig. 4. Fig. 6, is a representation of the lock screwed to the door-post or frame, and closed on the catch in the manner it is to be used.

The catch may either be screwed into the door-frame or post, or into the door as above described, in either case, after marking carefully the points (as described in Fig. 3) where the screws are to enter, that is the catch which of course is separate from the lock, and the screw which is attached to the butt or rounded end of the lock and fastens it to the door or frame; the catch is to be left into the lock, and the lock used as a wrench to screw it into its place (as described in Fig. 4) then the lock is to be taken from the catch (which is allowed to remain in its place) and the screw at the butt end of the lock is to be inserted in its proper place, as described in Fig. 5, using the lock as the wrench for that purpose; the lock is then swung (being connected to its fastening by a hinge) on to the catch, and locked as described in Fig. 6.

In applying this lock we have simply to insert the screw in the side of the door or on the door-post and the screw catch in like manner; but at such distance as to enter the bolt hole when the door is closed; the key can be inserted in either side and locked as usual. By means of the taper screw, the lock can be easily applied or removed without the use of tools, and without disfiguring the door, thus affording a portable lock for travelers, who can easily attach it to the inside of their chamber doors while residing temporarily at taverns or inns and remove it at their departure.

What I claim as my invention, and desire to secure by Letters Patent, is—

The combination of the fast and loose screw fastenings, with the lock so arranged that the lock itself may be used as a wrench to insert the screws or fastenings of said lock into the door or door-post, as the case may be, the whole to form a portable lock in the manner described.

A. D. PERRY.

Witnesses:

JNO. COUSEY,

ALONZO D. PERRY, Jr.