

C. Hammond,
Hammer Head
N^o 4,934. Patented Jan. 19, 1847.

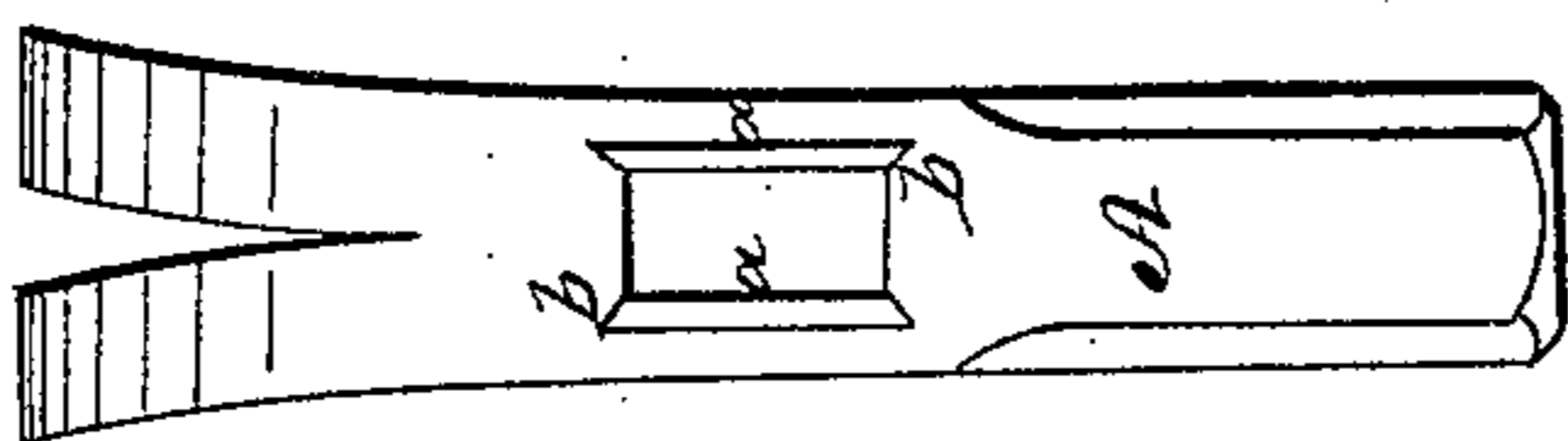


Fig. 1

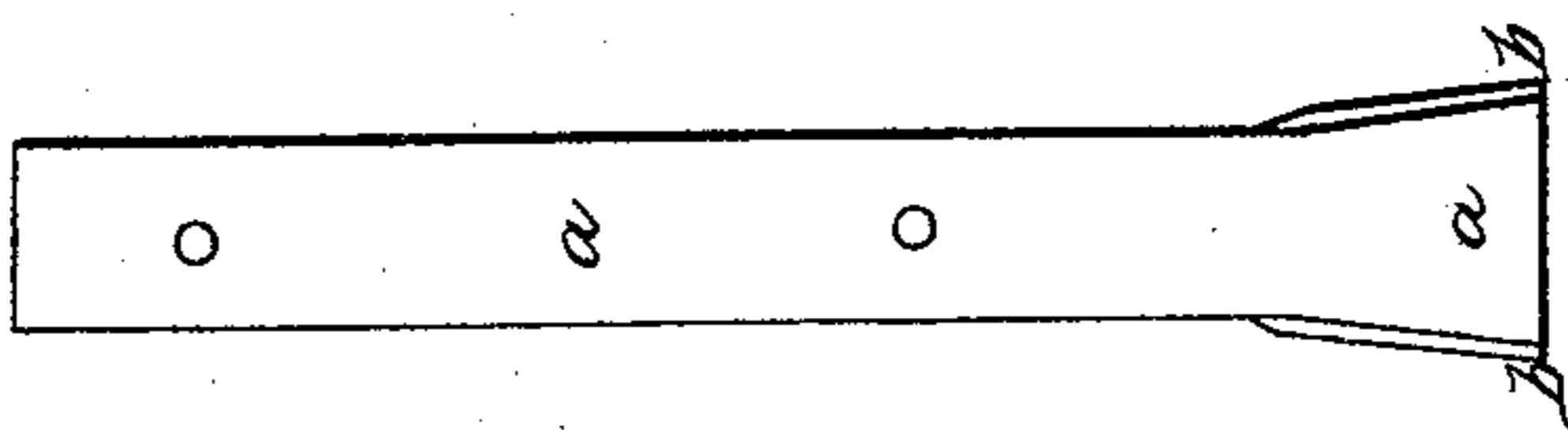


Fig. 3

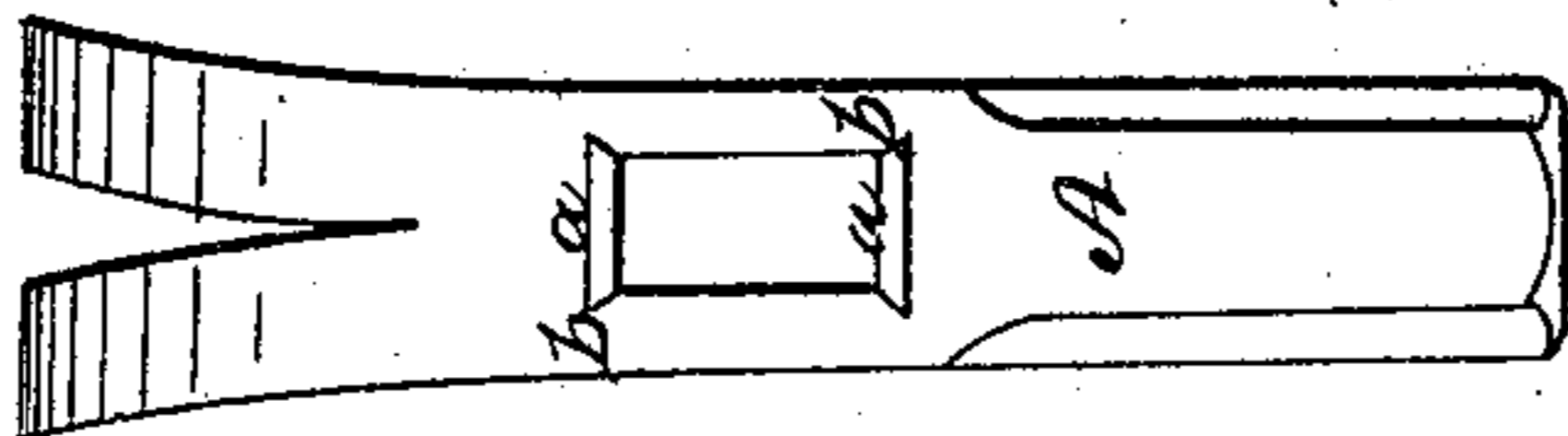


Fig. 2

UNITED STATES PATENT OFFICE.

CHARLES HAMMOND, OF PHILADELPHIA, PENNSYLVANIA.

HAMMER.

Specification of Letters Patent No. 4,934, dated January 19, 1847.

To all whom it may concern:

Be it known that I, CHARLES HAMMOND, of the city of Philadelphia, in the State of Pennsylvania, have invented a new and useful improvement in the manner of constructing hammers of that kind which are furnished with straps by which the heads are attached to the handle; and I do hereby declare that the following is a full and exact description thereof.

The straps of claw hammers, and of others that are furnished therewith, have been connected with the hammer head in different ways, sometimes by welding them firmly, sometimes by allowing them to pass through the eye, and to clip over on the face of the hammer head, and sometimes they have been made to fill the whole of the eye on the face part of the hammer. I have in my improved hammer adopted a method of securing the straps in place, by a device more simple, and more easily executed than any of those heretofore followed, while it is free from the objections which exist against some of them, and introduces no new one; and I am consequently enabled to put a perfect article into market at less cost than usual by which I produce a public benefit.

The straps of my hammers may be placed on the sides or on the upper or lower parts of the eye, as may be preferred, both of which manners of placing them are well known. They consist of two strips of iron which are to be of equal, or nearly equal thickness, throughout their whole length, but they are widened out at that end which holds in the eye, and their edges are beveled, or made dovetailing, and fill a corresponding beveled, or dovetailed, opening made in the eye. When these straps are in place the handle is driven in between them and the

whole is finished off flush with the hammer face.

In the accompanying drawing Figure 1 shows a hammer face with the two straps in place and situated at the sides of the eye, and Fig. 2, the same situated at the top and bottom of the eye. Fig. 3 represents one of the straps removed from the hammer head.

A is the face of the hammer head and *a, a*, the ends of the straps which are flush with the hammer face. The edges of these, it will be seen, are made beveling, and enter corresponding bevels as shown at *b, b*, made in the eye. In the representation of the strap in Fig. 3, it is shown as widened out in the part that enters the eye, the remainder of the strap being of an equal width, as it is to be passed through the eye, from its face. The beveling portion of the eye that receives the strap is formed by means of a suitable punch when the hammer is being forged; and when the straps shaped as described, are driven into place, they will hold as firmly as though they were actually welded.

Having thus fully described the nature of my improvements in the manner of manufacturing claw, or other strapped hammers, what I claim therein as new, and desire to secure by Letters Patent, is—

The manner herein set forth of forming and of confining the straps in place, the straps consisting of strips of iron of an equal, or a nearly equal thickness from end to end, and being beveled, or dovetailed at their edges to fit corresponding bevels in the eye, in the particular manner herein set forth.

C. HAMMOND.

Witnesses:

THOS. P. JONES,
L. WILLIAMS.