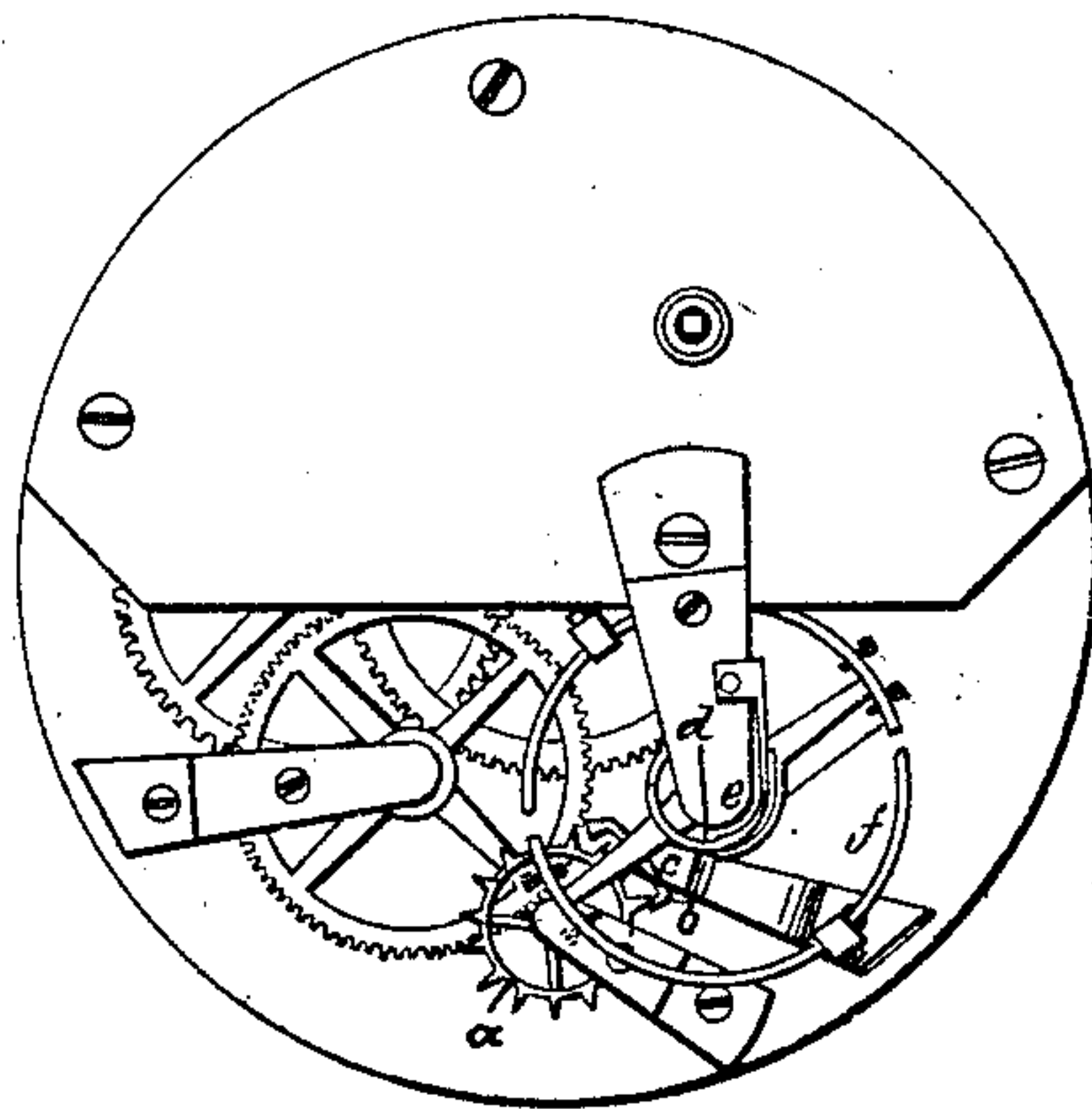


C. E. JACOT.  
Watch Escapement.

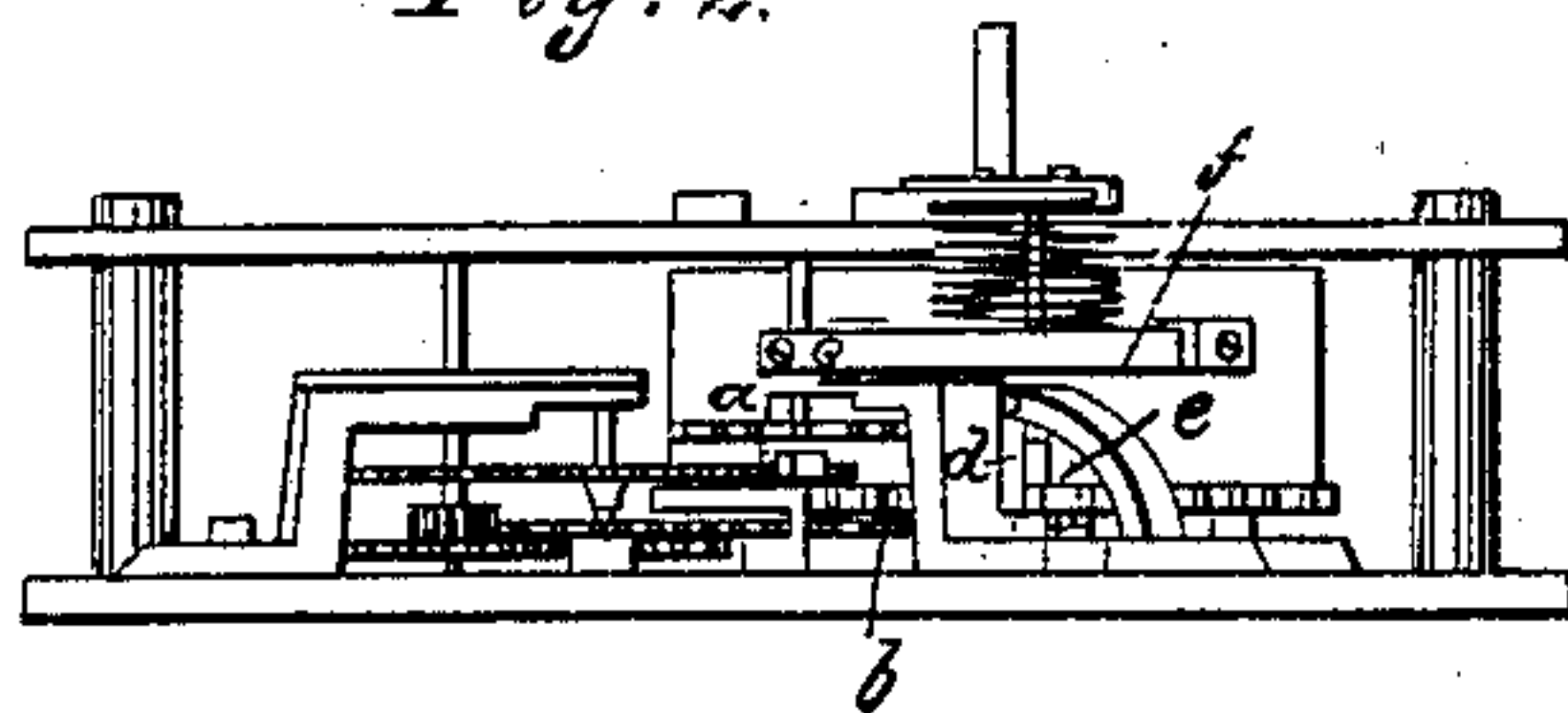
No. 4,664.

Patented July 28, 1846.

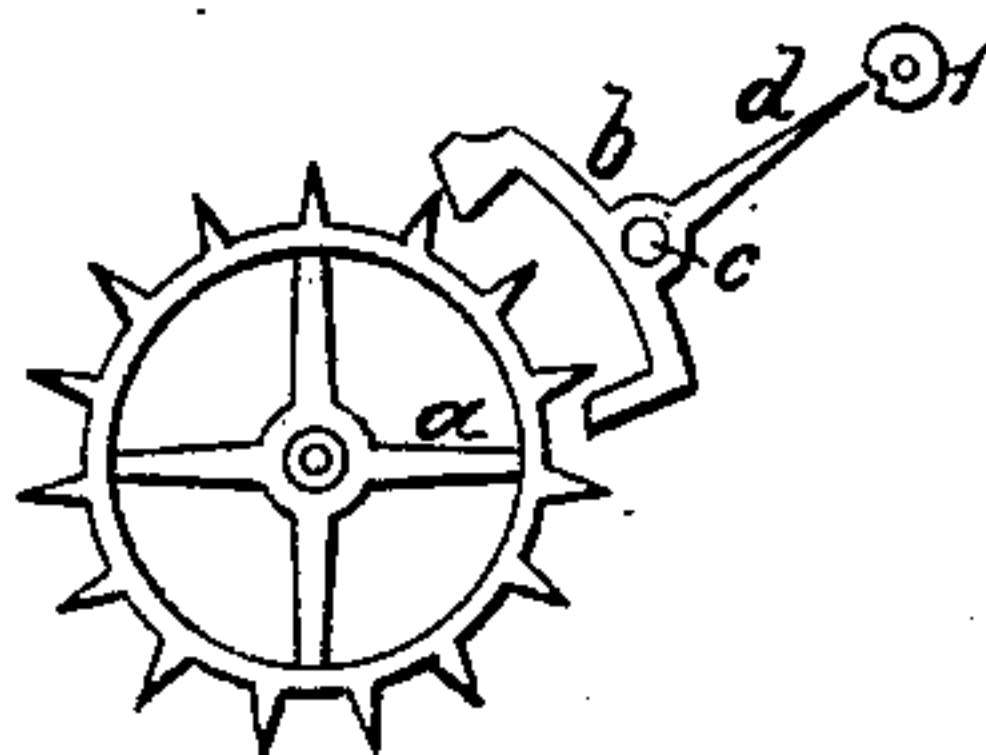
*Fig: 1.*



*Fig: 2.*



*Fig: 3.*



Witnesses:  
*W. Serrell*  
*Lemuel W. Serrell.*

Inventor:  
*C. E. Jacot.*

# UNITED STATES PATENT OFFICE.

CHS. EDWARD JACOT, OF NEW YORK, N. Y.

## LEVER-ESCAPEMENT.

Specification of Letters Patent No. 4,664, dated July 28, 1846.

*To all whom it may concern:*

Be it known that I, CHARLES EDWARD JACOT DES COMBES, usually known as CHARLES EDWARD JACOT, now of the city, 5 county, and State of New York, watch-maker, have invented and made and applied to use certain new and useful improvements in the construction of escapement-wheels and escapements of watches or 10 other time keepers for general use, such improvements partaking of the general character of the duplex and horizontal lever-escapements, but standing between both and furnishing a less complex and costly mode 15 of fitting than either of those, which I term the "American improved lever-escapement," and for which I seek Letters Patent of the United States, and that the said improvements are constructively and substantially 20 set forth and shown, in the following description and in the drawing annexed to and making a part of this specification, wherein—

Figure 1, is a plan, Fig. 2, an elevation, of 25 a watch, fitted with these improvements, as in use, the Fig. 3, is a representation of the acting parts, detached, and in larger than real size, to show the construction more clearly.

30 In all these *a*, is the control crown wheel, made with teeth, that are small flat cones, whose axes are radii to the center of the wheel, instead of the foremost face of the tooth, being either hooked, or radial; the 35 anchor escapement *b*, has the pallets on the points, fitted to coincide with the crown wheel teeth, and is fixed on a fulcrum *c*, having a plain lever *d*, behind it, of a length, to act in the following manner. The 40 staff *e*, of the balance *f*, is fitted with a ruby

or agate roller 1, having a vertical groove, or channel, in it, as shown in Fig. 3, and at each vibration of the balance *f*, the channel, in the roller 1, takes the end of the lever *d*, and receiving, itself, a part of the impulse 45 of the power, acting through the train, carries the lever on, to allow of the contact of the succeeding tooth of the crown wheel, on the next pallet of the escapement, and the power now keeps the lever close to the plain 50 part of the roller, until the sway of the balance brings the groove back, and carries the lever to the opposite side of the roller, where it remains, in mere contact, until the next vibration, the length of the lever easing 55 the friction that might otherwise be caused, by the power of the train pressing it against the ruby or agate roller.

I do not claim to have invented a new 60 watch; but

I do claim as new, and of my own invention, and desire to secure by Letters Patent,

The application of a roller on the balance staff, made of ruby, or agate, or other 65 proper material, fitted with a groove to take the end of the lever, and the combination therewith of a crown or control wheel, fitted, or constructed, with conical 70 teeth having radial axes, and acting conjointly with pallets, fitted to coincide with the wheel teeth, the whole constructed, and operating, substantially as described.

In witness whereof, I have hereunto set my hand, in the city of New York, this fourteenth day of February, one thousand eight 75 hundred and forty six.

CS. EDWARD JACOT. [L. s.]

Witnesses:

W. SERRELL,

LEMUEL W. SERRELL.