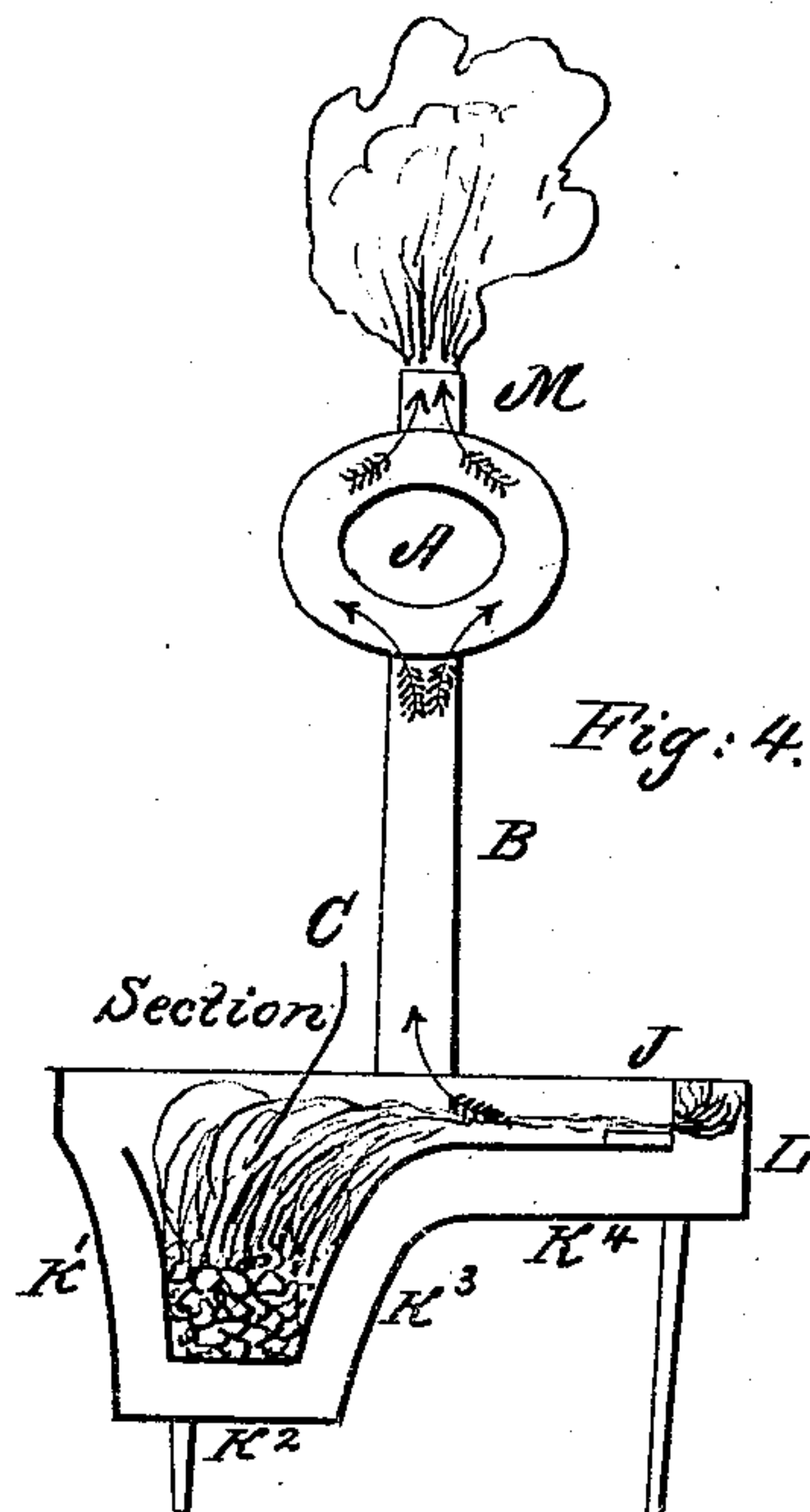
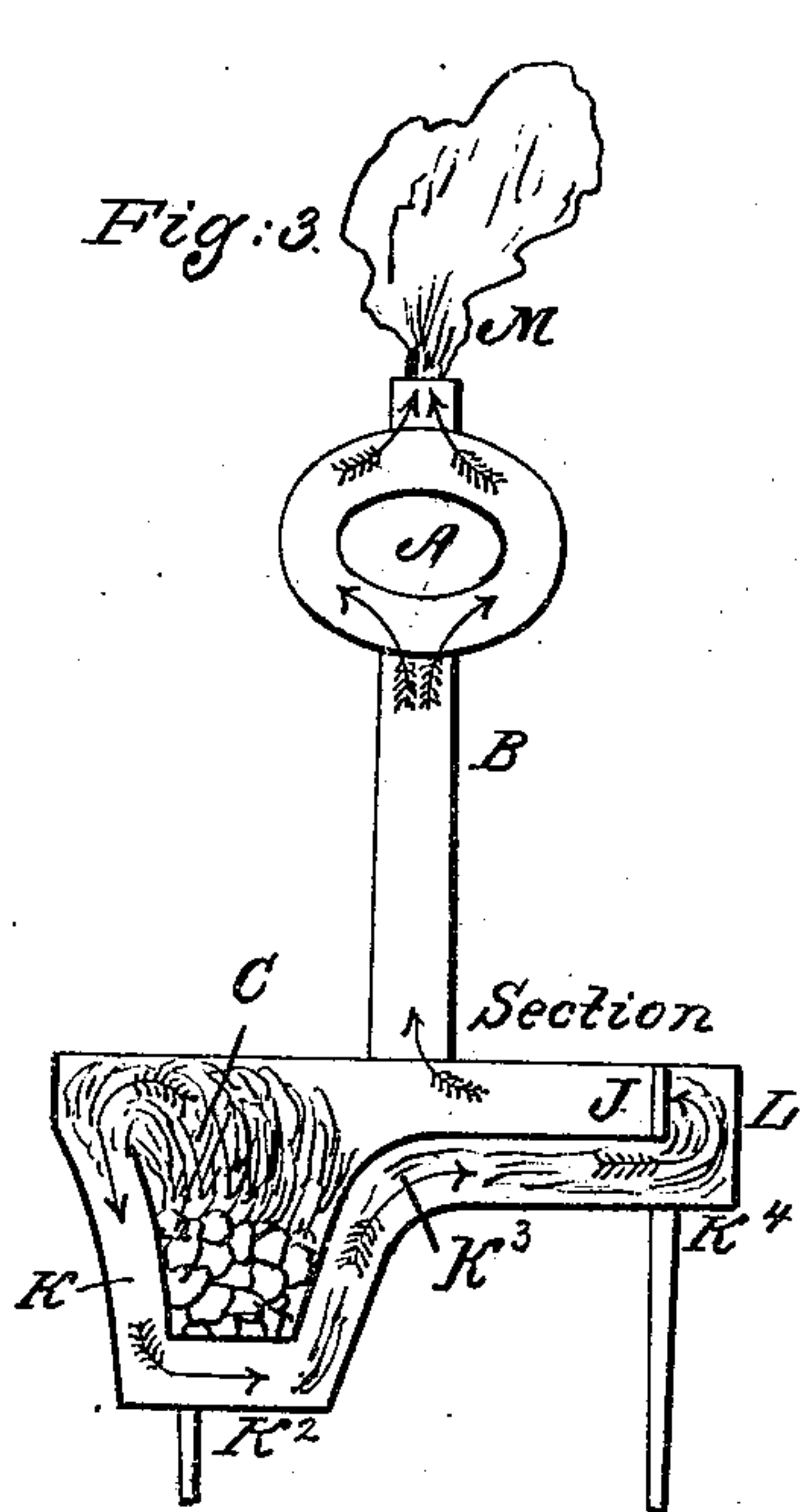
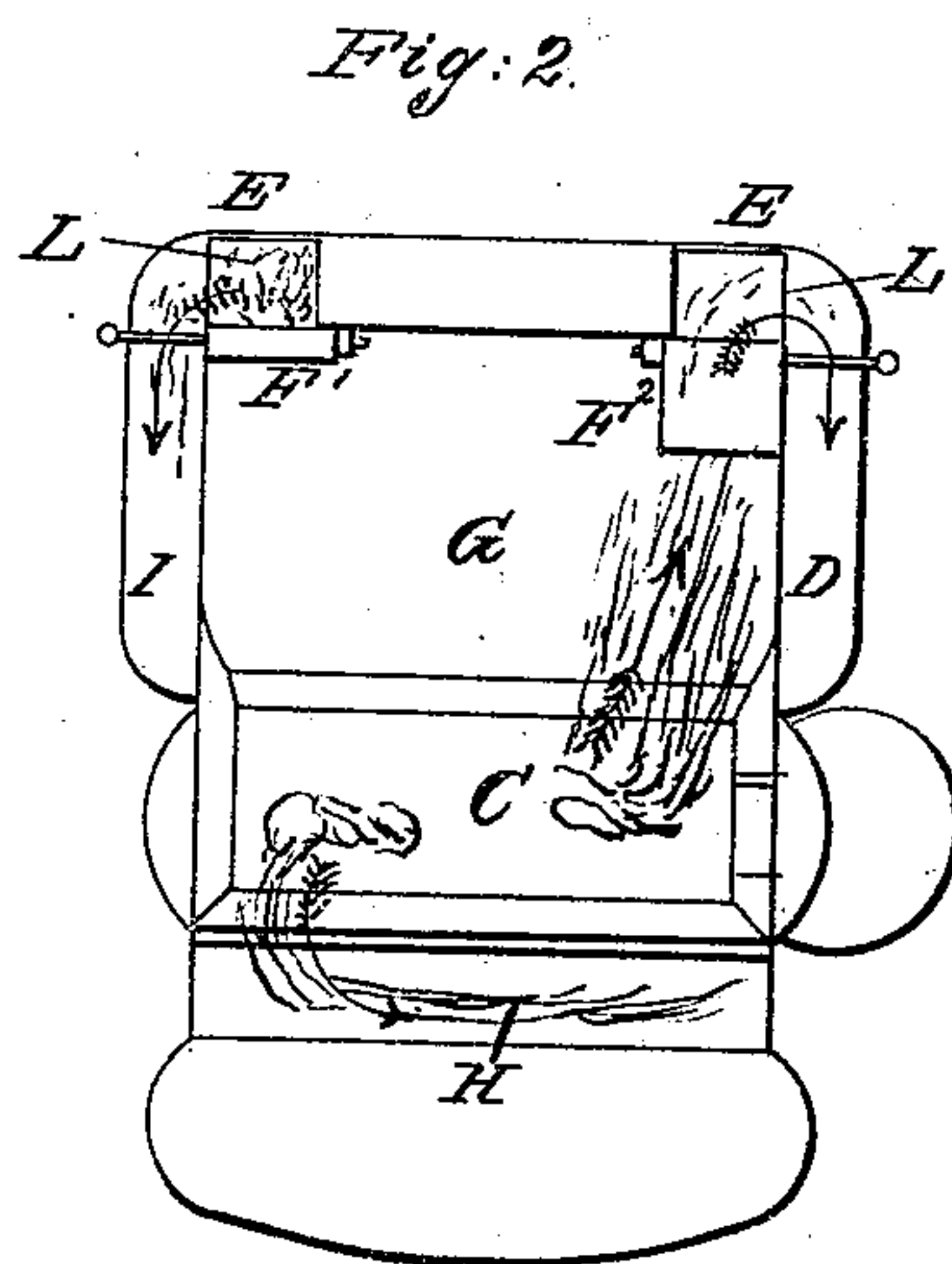
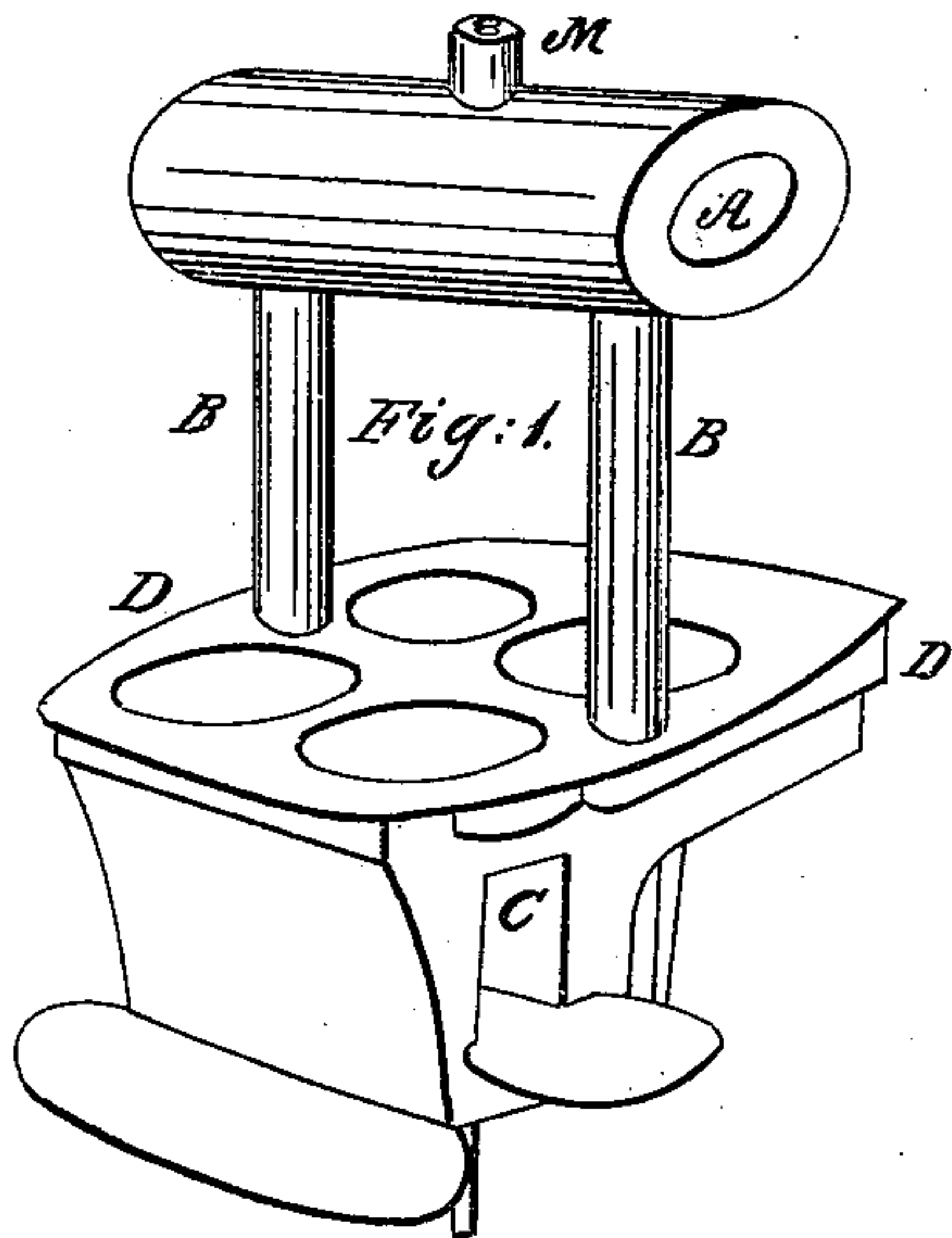


J. B. CLUTES.

Cook Stove.

No. 4,543.

Patented May 28, 1846.



UNITED STATES PATENT OFFICE.

JNO. BT. CLUTE, OF SCHENECTADY, NEW YORK.

COOKING-STOVE.

Specification of Letters Patent No. 4,543, dated May 28, 1846.

To all whom it may concern:

Be it known that I, JOHN BT. CLUTE, of the town of Schenectady, in the county of Schenectady and State of New York, have
5 invented a new and useful Improvement in Stoves, which is described as follows, reference being had to the annexed drawings of the same, making part of this specification.

10 Figure 1 shows the stove in perspective; A, elevated oven; C, fire place; D, side flues; B, B, smoke pipes.

Fig. 2 is a plan of stove divested of top; C, fire place; D, D, side flues; E, E, openings from bottom flue into side flues D, D;
15 F, F, valves to openings from fire chamber G into side flues D, D; H, opening from fire place C into the bottom flue K, K, K, as shown in Fig. 3 and thence up through the
20 openings, E, E, Fig. 2 into the side flues D, D.

Fig. 3 is a profile of the stove showing the direction of the draft from the fire place C into the side flues D, D as seen in Fig. 2
25 and 1 where the valve F', in Fig. 2 is represented as closed and as again shown at J Fig. 3. Now, when both dampers are closed as at J Fig. 3, the flue then passes from the fire place C into the flue K' thence into the
30 flues K², K³, K⁴, Fig. 3—then up through

the openings L, L, Figs. 2, 3 and 4 into the side flues D, D, Figs. 1 and 2—then ascending through the smoke pipe B, B, and passing around the oven, A, and out through pipe M.

Fig. 4 is a profile showing the direction of the fire when the valves F', F², Fig. 2 are open as at F² Fig. 3 and J Fig. 4 the draft passing from the fire place through the valves turns into the side flues D D as
40 shown in Fig. 2—thence up the smoke pipes B B as before described. The valves F', F², are of the usual damper construction and are placed in the rear corners of the stove
45 to direct the heat when open from the fire place into the side flues D D, and when closed, down into the flue K' K² K³ and thence into the side flues as described.

What I claim as my invention, and desire
50 to secure by Letters Patent is—

The combination of the two side flues D with the vertical flues of the elevated oven (as represented in the accompanying drawings at D Fig. 1 and D D Fig. 2 and set forth in the foregoing description of the
55 same).

JOHN BT. CLUTE.

Witnesses:

WM. M. HOLTON,
SAMUEL MYERS.