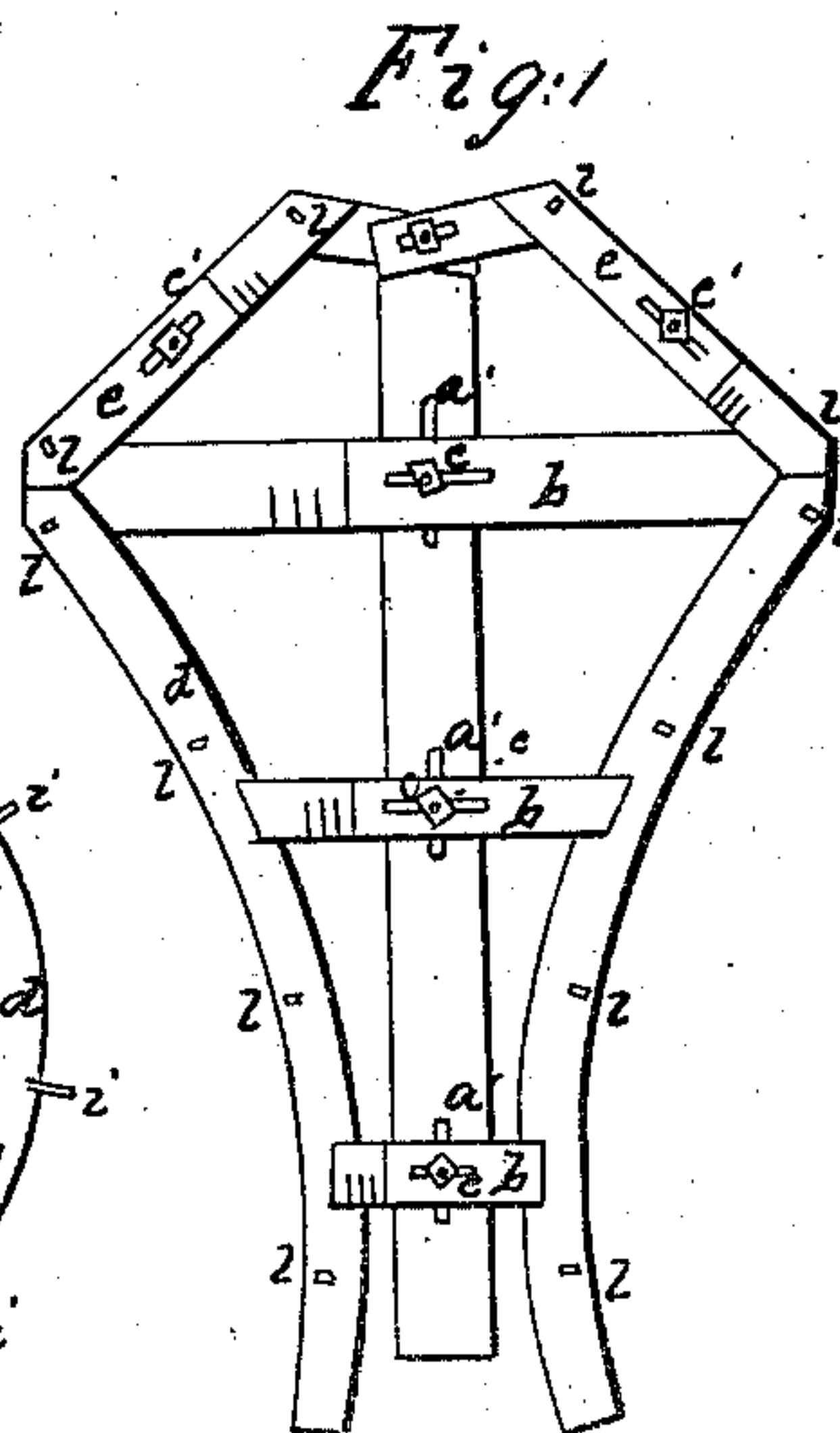
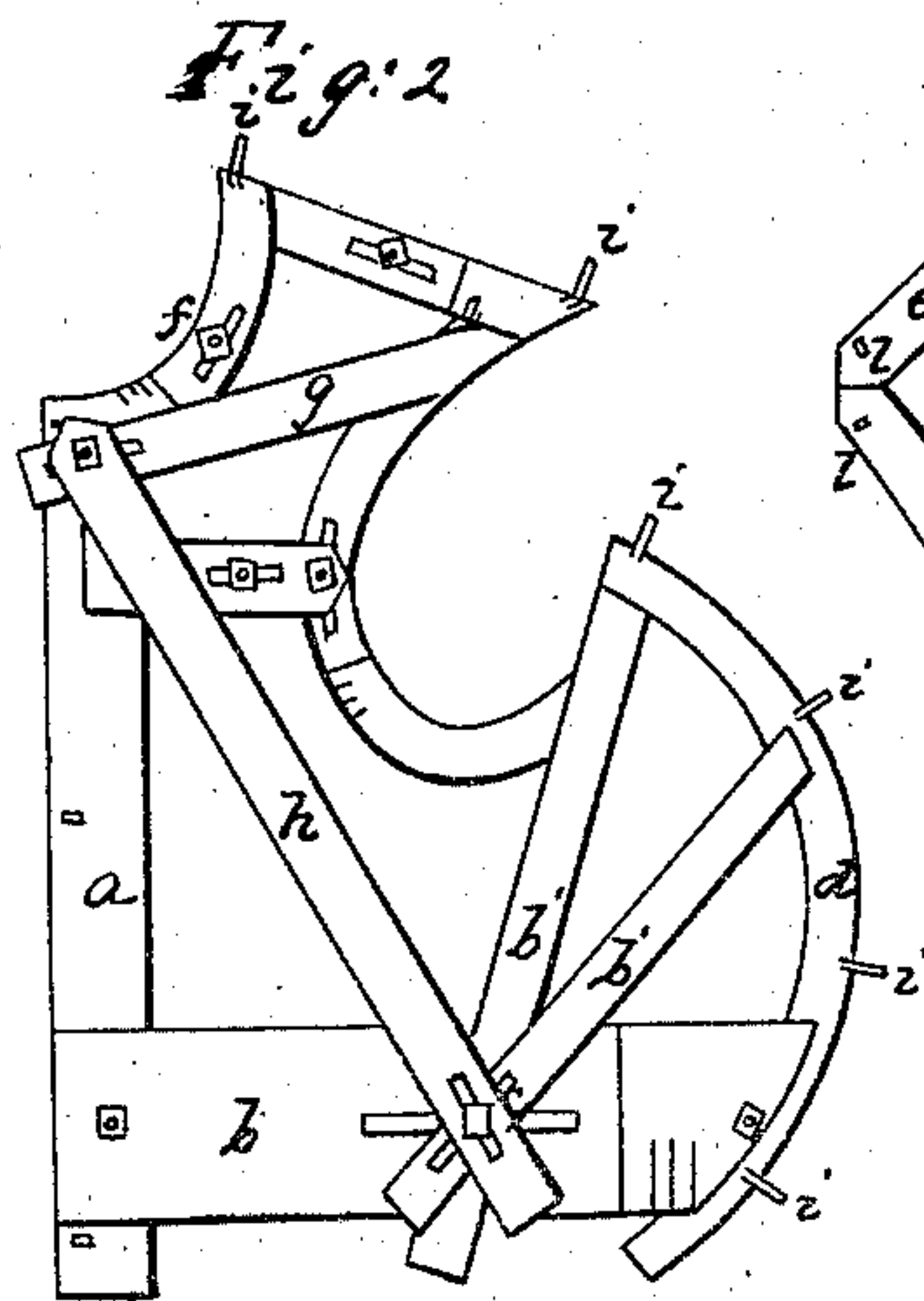

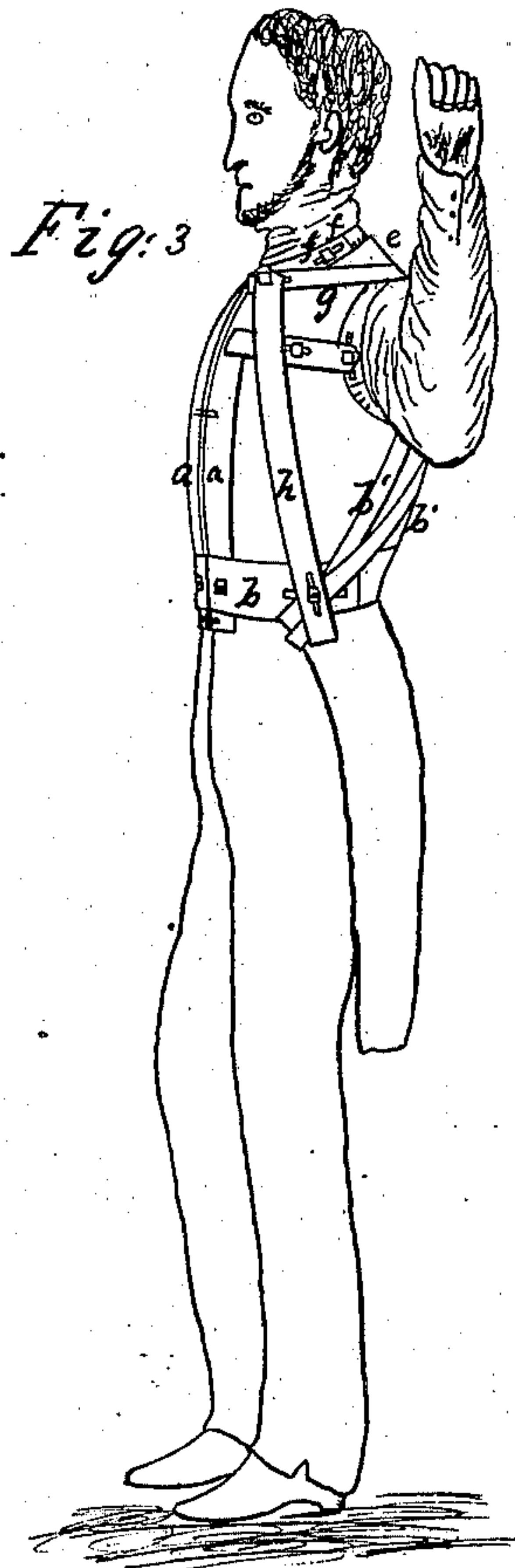


*Eckler & Ball.*

*Tailoring.*

*N<sup>o</sup> 3286.*

*Patented Sept. 28. 1843.*





# UNITED STATES PATENT OFFICE.

GEO. ECKLER AND S. X. BALL, OF FLINT CREEK, NEW YORK.

## TAILOR'S MEASURE.

Specification of Letters Patent No. 3,286, dated September 28, 1843.

*To all whom it may concern:*

Be it known that we, GEORGE ECKLER and SHELDON X. BALL, of Flint Creek, New York, have invented a new and useful Improvement in Measuring for Cutting Garments; and we do hereby declare that the following is a full, clear, and exact description thereof, reference being had to the accompanying drawing, which makes a part of this specification, in which—

Figure 1, is the back measure; Fig. 2, one side; Fig. 3, the measure applied; Fig. 4, measure applied.

The nature of our invention consists in forming a variable pattern that can be put on and fitted to the person after which it can be taken apart and laid upon the cloth and a garment cut from it.

The drawing represents a measure for a coat. Fig. 1, is the back measure and is composed of the following parts: A strap (*a*) runs straight down the center and in it are cut thin, more or less, slots (*a'*). On this are placed cross straps (*b*), at right angles, to it, which extend from the strap (*a*) each way. The ends at the center are pierced with oblong slot through which, and the slot (*a'*) in the back strap are put set screws (*c*). On each side of the strap (*a*) are curved pieces (*d*) which extend from the shoulder downward gradually curving inward toward the strap (*a*). At the bottom these pieces are affixed to the ends of the horizontal strap (*b*) above named and can be drawn nearer the center strap or removed farther from it at any point by means of the set screws and straps (*b*); from the shoulders there are straight straps (*e*) that project upward inclining inward toward the top of the center strap (*a*) across the top of which is a short adjustable strap which is connected with the end of (*e e*) by which they can be drawn in around the neck; the straps (*e*) are divided in two pieces that lap over each other and can be extended or contracted by the slots and set screws (*c'*). The front pattern or measure shown at Fig. 2, has a straight piece (*a*) down the front from which a broad band (*b*) extends out

at right angles near the bottom. They are attached together by a set screw (*c*) like those in Fig. 1. The broad band is divided and made adjustable as to length in the same manner as those described in Fig. 1, and from its end opposite the piece (*a*) there is a curved piece (*d*) that extends up from it to the arm size. This piece has the proper shape for the front at the side seam and at two points about equidistant from each other and the band (*b*) are affixed two straps (*b'*) that reach down and join each other at the set screw which connects the two halves of band (*b*). Either of these can be drawn in at pleasure, and they are all fastened by the screw. To the top of the curved piece (*d*) the arm size is attached which is also divided at its center and lapped over having slots, and adjusting screw, like similar parts above described. At this junction there is also a horizontal brace that joins the piece (*a*) at the upper end of the arm size piece. It is connected with a straight piece (*e*) in two parts with adjusting screw which forms the angle for the shoulder seam and the front end of it is joined to the upper end of the front piece (*a*) by a curved strap (*f*). From the junction of the arm size and shoulder piece (*e*) a cross stay (*g*) extends down to the upper end of the front piece (*a*) where a slot is made in it through which a set screw passes that fastens it thereto by the same screw. Another cross stay (*h*) runs down to the screw in the band (*b*) where the straps (*b'*) join it. The other side of the front is formed precisely similar and at the sides where they join the back are loops of wire (*i*) which can be put over staples (*l*) attached to the back and a wire can be passed down through them and the whole fastened together. The measure thus constructed can be put on and fitted to the person to be measured and afterward taken apart and the garment cut from it. This is equally applicable to cutting garments for ladies or gentlemen, slight alterations of the parts only being required which will readily suggest itself to the workman. The pattern can be



marked around its edges with lines and figures if desired and the pattern can then be adjusted from a measure already taken.

Having thus fully described our invention  
5 we wish to be understood that we do not confine ourselves to the exact method of cross bracing &c. as herein laid down but intend to vary the same as we shall find convenient.

10 What we claim as our invention and desire to secure by Letters Patent is—

The adjustable pattern for cutting gar-

ments by, constructed, combined and arranged substantially in the manner herein described.

GEO. ECKLER.  
SHELDON X. BALL.

Witnesses to the signature of G. Eckler:

ROBT. HOOPER,  
P. HOGARTH.

Witnesses to the signature of S. X. Ball:

J. J. GREENOUGH,  
JOHN HITZ.