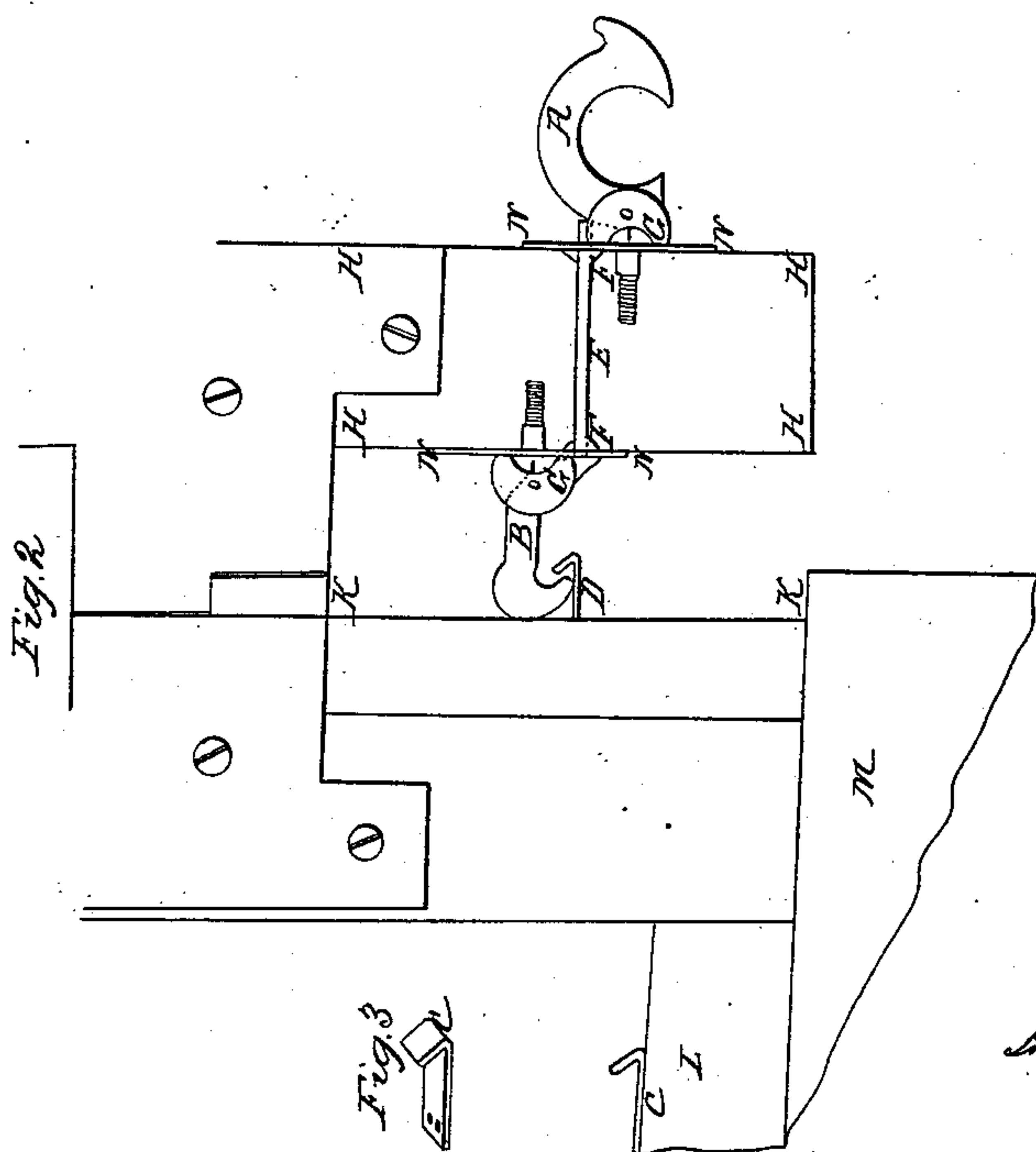

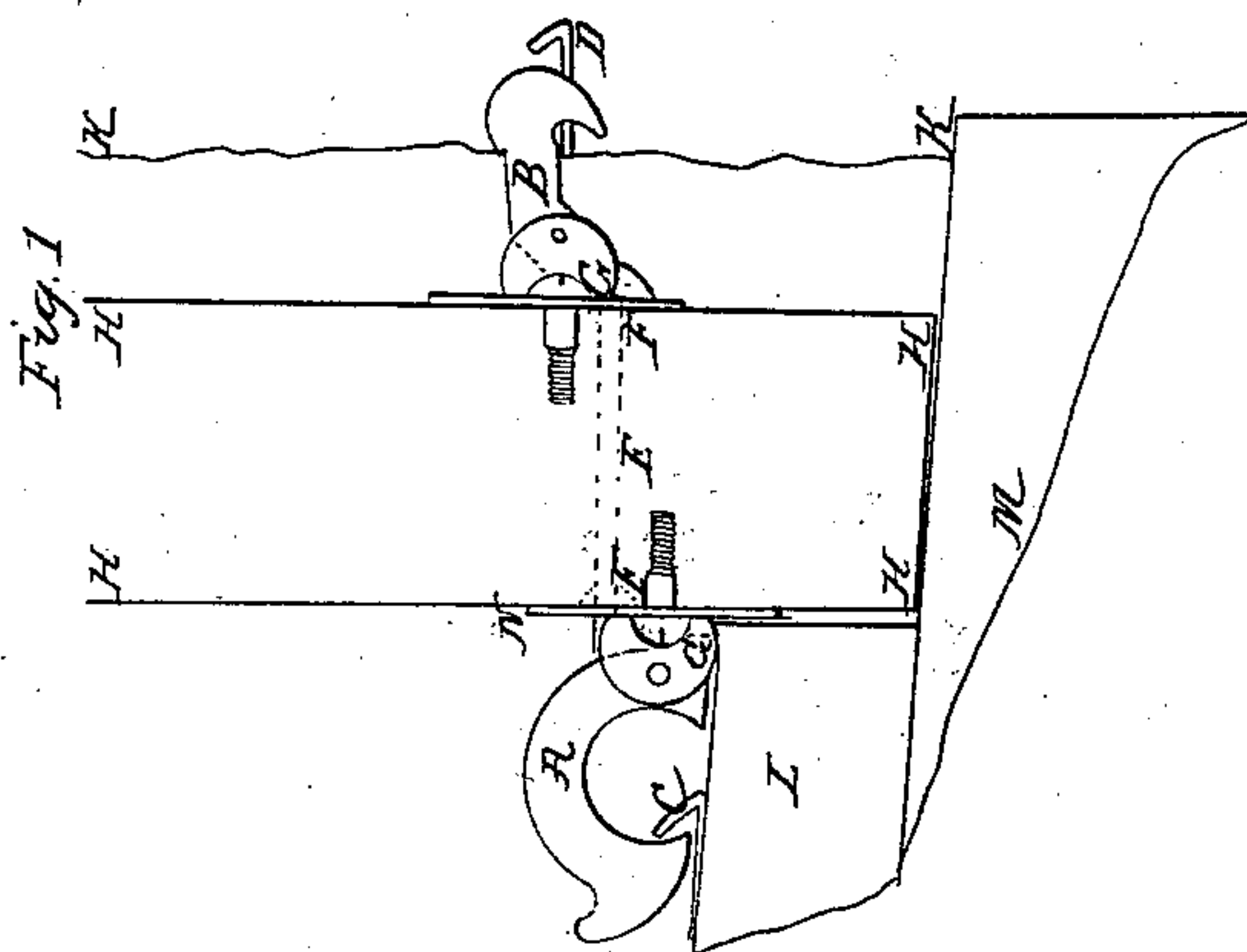


Whetstone & Guion,

Shutter Fastener.

N^o 3,093.

Patented May 19, 1843.



Witnesses
A. G. Carter
John A. Moore

Inventors
John L. Whetstone
Philip Guion

UNITED STATES PATENT OFFICE.

JNO. L. WHETSTONE AND P. C. GUION, OF CINCINNATI, OHIO.

SHUTTER-FASTENER.

Specification of Letters Patent No. 3,093, dated May 19, 1843.

To all whom it may concern:

Be it known that we, JOHN L. WHETSTONE and PETER C. GUION, of the city of Cincinnati, in the county of Hamilton and State of Ohio, have invented a new and Improved Mode of Fastening Window-Shutters by Means of What We call the "Emboloid Shutter-Fasteners;" and we do hereby declare that the following is a full and exact description, reference being had to the accompanying drawings marked A, of which a duplicate is herewith transmitted marked "B duplicate."

Of these drawings Figure 1 represents the construction and operation of our improvement, the window shutter being closed. Fig. 2, the same, shutter being opened and attached to the wall of the building. Fig. 3, represents the bent staple to be placed on the outside of the window, and Fig. 4, the staple to be firmly fixed in the wall of the building, *vide* Fig. 1 or Fig. 2.

There are two metallic bent levers A G and B G, so constructed that the longer and upper arms A, and B, may serve also as hooks. These levers are attached, at their fulcras, to work freely upon pivots O and O, inserted through the tabs of the metallic plates N N, and N N, which are fixed by means of screws as represented, to each side of the window shutter of which H H H H is a sectional view, the one lever A G being placed lower down, on the inside of the shutter; the other B G placed higher up, on the outside of the shutter. By the construction of the plates N N and N N, the motion of the levers is circumscribed, so that neither arm may raise or fall more than is necessary. The hook A fastens the shutter when closed by falling back of its own weight, on the bent staple C, on the subsill L of the window, as is represented in Fig. 1. The hook B, holds the shutter when opened, to the wall k k of the building, by fastening on

to the staple D fixed firmly into the wall, as is represented in Fig. 2. The requisite operation of these levers or hooks is connected by the action of the metallic rod or piston E. This piston E is inserted through an orifice of sufficient diameter to allow it to move freely to and fro; extending through the thickness H H H H of the shutter, and is held in its proper place by means of the bushings F and F projecting from the metallic plates N N and N N into the wood of the shutter; and is just of sufficient length to reach from the tail or lower arm G of the outside lever B G when down upon the staple D, to the edge of the upper and longer arm of the inside lever A G. So that when the shutter is opened, and hooked to the wall staple D as is represented in Fig. 2, to disengage it from the wall, it is only necessary to raise the arm or hook A, when by its pressure upon the end of the piston, its motion will be communicated to it, and thence to the lower arm G, of the lever B G, causing as is evident, the arm or hook B to be raised from the staple D. The shutter then being closed, the hook A falls behind the staple C as in Fig. 1, and holds the shutter fast, and as from the construction, is evident, no motion can then be communicated from the lever B G to the inside lever A G. Thus it will be impossible to open the shutter from the outside.

What we claim as our improvement, and desire to secure by Letters Patent is—

Connecting the operation of the inside and outside hooks by means of the rod or piston E in manner substantially as herein described.

JOHN L. WHETSTONE.
P. C. GUION.

Witnesses:

A. G. W. CARTER,
CHAS. MOORE.