
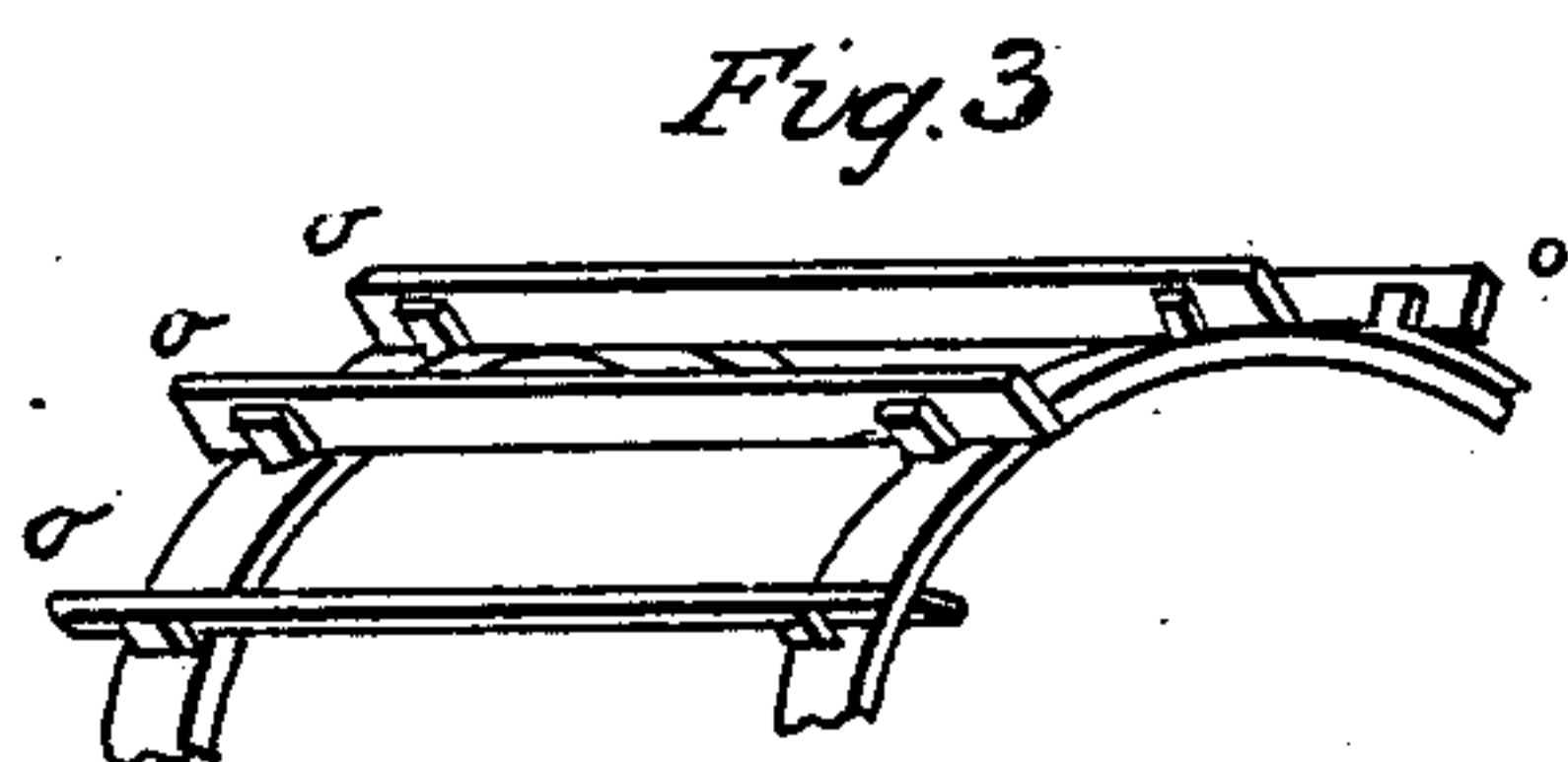
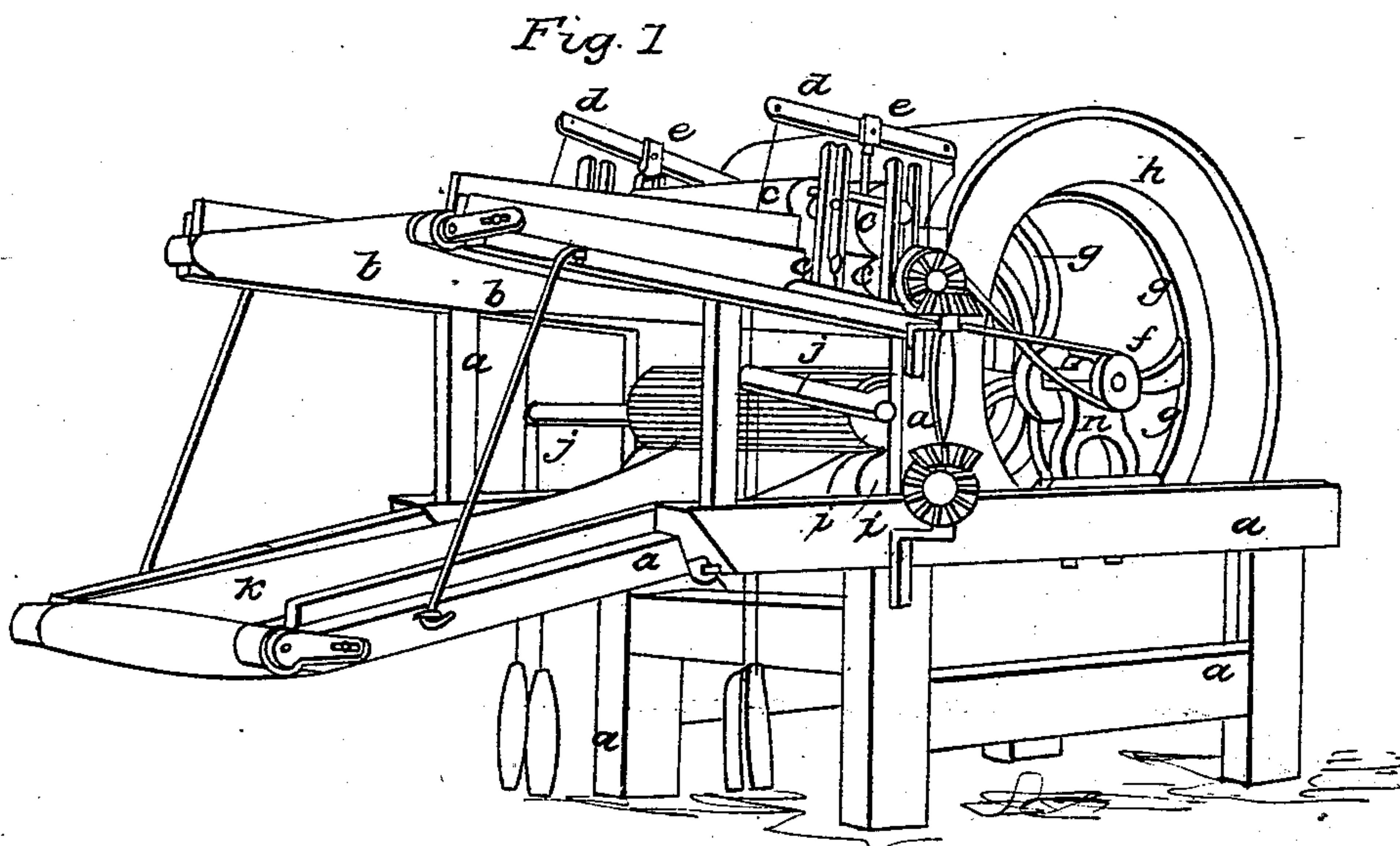


J. C., G. W. & C. E. GEISENDORFF.

Hemp Brake.

No. 2,864.

Patented Nov. 28, 1842.



Witnesses
Walter Thompson
Abraham Chan

Inventors
J. C. Geisendorff
G. W. Geisendorff
C. E. Geisendorff

UNITED STATES PATENT OFFICE.

J. C. GEISENDORFF, G. W. GEISENDORFF, AND C. E. GEISENDORFF, OF CINCINNATI, OHIO.

IMPROVEMENT IN MACHINES FOR CLEANING AND DRESSING FLAX AND HEMP.

Specification forming part of Letters Patent No. 2,864, dated November 28, 1842.

To all whom it may concern:

Be it known that we, J. C. GEISENDORFF, G. W. GEISENDORFF, and C. E. GEISENDORFF, all of the city of Cincinnati, county of Hamilton and State of Ohio, have invented a new and useful Machine for Dressing and Cleaning Hemp; and we do hereby declare that the following is a full, clear, and exact description of the construction and operation of the same, reference being had to the annexed drawings, making a part of this specification, in which—

Figure 1 is a perspective view of the whole machine. Fig. 2 is a perspective view of a part of the machine; and Fig. 3 is a view of a small section of the main cylinder.

In Fig. 1, *a a* shows the form of the framework to support the machine, which may be of any size which will give sufficient firmness. *b b* is an endless roller-cloth on which the hemp is placed to pass into the machine. *c c c c* are four rollers of proper size, between which the hemp is conducted on the cloth *b*. The upper pair of these rollers is pressed downward by a bar which rests upon their journals. This bar receives its pressure from the upright *e*, which is acted upon by a weight suspended to the end of levers *d d*. These rollers are put in motion and regulated by bands connecting them with the shaft *f* of the cylinder *g g g*, as is shown by the figures. *h* is a box inclosing the cylinder so as to protect the workmen from the flying shives. *i i* is a pair of rollers, the lower one supporting one end of the endless cloth *k*, on which the hemp, after being dressed, is passed from the machine. The upper one, which may be fluted, is pressed to its place by the levers *j j*.

In Fig. 2, *m m m m* show the position of the breast board or plate which extends from the upper to the lower rollers and across the machine. It is made curved toward the cylinder, and is placed at such distance from it as

to admit the hemp. *n n* are stands on which the shaft of the cylinder is or may be supported.

Fig. 3 shows a part of the circumference of the cylinder with beaters *o o* attached thereto.

A mode of connecting the several rollers is shown by bevel and cog work in the figures. They may be connected in any other suitable manner.

The whole of the stand-work is so constructed that more or less space can be left between the breast-board and the cylinder, as the hemp may require, and the breast-board elevated or depressed. More or less strong pieces of leather may be attached to the beaters when the state of the hemp shall require it. One or more additional rollers may be used with the rollers *i i*, when required; also, a fan may be placed between the breast-board and the lower rollers, in which case the breast-board is made somewhat narrower and the rollers placed some farther apart.

The machine being put in motion by some suitable power applied to the shaft of the cylinder, the hemp is placed upon the cloth *b*, whence it passes by the upper rollers over the breast-board, when it is broken and the shives separated by the beaters, (and when the fan is applied it effects a further cleaning from shives.) It is then received by the lower rollers, and by them passed out on the cloth *k* in a dressed state.

What we claim as our invention is—

The breast-board against which the hemp, &c., is borne when the beaters are in action, in combination with the feeding and discharging rollers, as described.

J. C. GEISENDORFF.

G. W. GEISENDORFF.

C. E. GEISENDORFF.

Witnesses:

L. A. HILDRETH,

E. H. PRICE.