

# S. Taylor

## Warp Dressing Mach

N<sup>o</sup> 2,651.

Patented May 28, 1842.

Fig. 2.

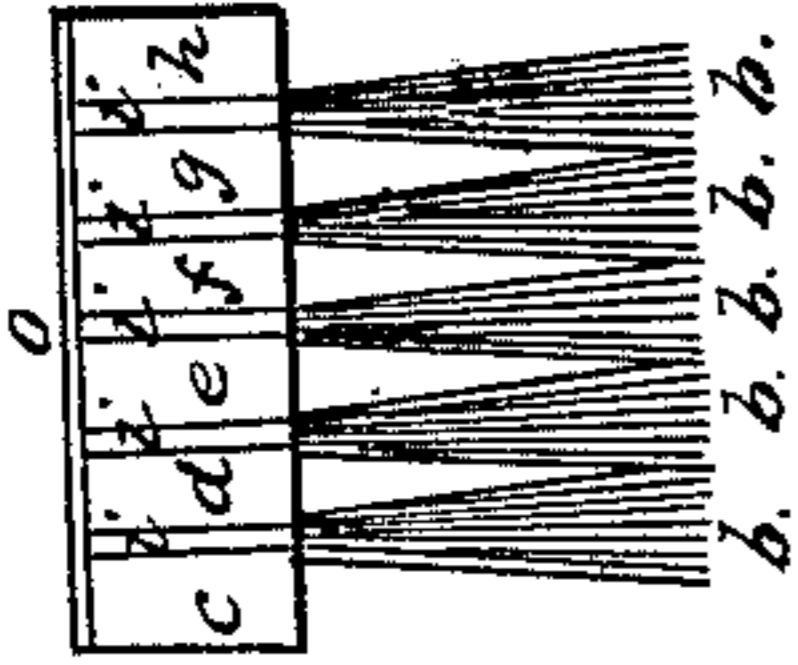


Fig. 3.

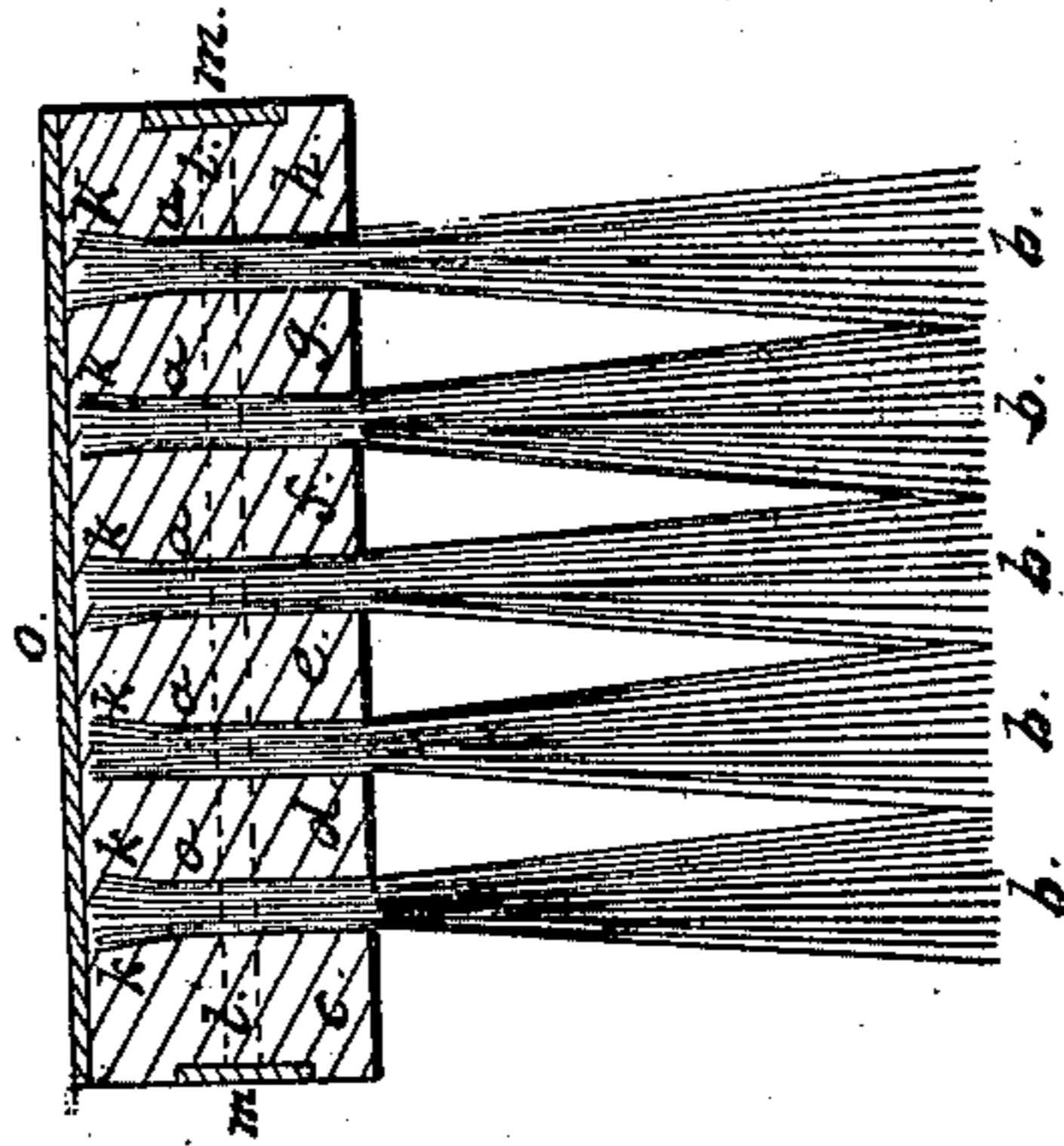


Fig. 1.


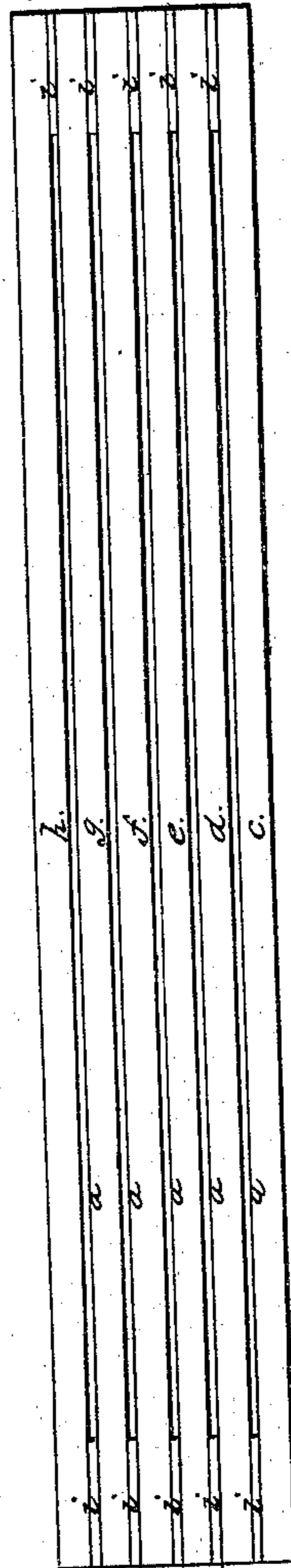


Fig. 4.



# UNITED STATES PATENT OFFICE.

SAMUEL TAYLOR, OF LOWELL, MASSACHUSETTS.

MANNER OF CONSTRUCTING BRUSHES FOR DRESSING WARPS.

Specification of Letters Patent No. 2,651, dated May 28, 1842.

*To all whom it may concern:*

Be it known that I, SAMUEL TAYLOR, of Lowell, in the county of Middlesex, in the State of Massachusetts, have invented a new and useful Improvement in Brushes for Dressing Warps, of which the following description, taken in connection with the accompanying drawings, hereinafter referred to, forms a full and exact specification.

10 In the same I have set forth the nature and principles of my improvement, by which it may be distinguished from others of like character, together with such parts or combinations thereof as I claim and for which  
15 I solicit Letters Patent.

The brushes generally used in dressing machines are formed of bunches of bristles inserted in holes bored in the block of wood and confined therein by wires in the usual  
20 manner of manufacturing articles of this nature.

As the holes in which the bristles are placed are of necessity bored at some distance apart from each other, a series of  
25 breaks or gaps are formed in each line of bristles—so that the threads of the warp are liable to fall into these spaces or gaps instead of passing through the brushes, thus creating an inequality of action of the brush  
30 upon the thread, which is obviated by my improvement, the said improvement being exhibited in the drawings above mentioned, wherein—

Figure 1, represents a side view—Fig. 2, an end view—Fig. 3, a vertical cross section and Fig. 4, a horizontal section of a brush  
35 constructed according to my new method, the latter figure being a section taken through the block.

40 My invention consists in arranging the bristles *b, b, b*, Figs. 1, 2, 3, between strips of wood *c, d, e, f, g, h*, or in parallel grooves *a, a, a, a, a*, formed in the block, or by laying the said strips side by side, and inter-  
45 posing between their extremities, at each end of the brush, small pieces *i, i, i, i, i*, Figs. 2, 4, whose sides are covered with glue to cause their surfaces in contact with the strips, to adhere thereto. The upper parts  
50 of each side of the strips, in apposition, are chamfered or beveled off as seen at *k, k, k*, &c., Fig. 3, so as to form an inverted trape-

zoidal groove into which and among the tops of the bristles pitch or cement is poured, by which the bristles are further secured in  
55 their respective positions. Each line or layer of bristles when placed between the strips should be saturated with a mixture of white lead, or other suitable paint, and linseed, or other proper, oil, which causes the bristles to  
60 cohere and prevents their displacement by the action of water or the sizing material used in dressing the warp. When said strips of wood and layers of bristles are alternately arranged upon each other as exhibited in  
65 the drawings they may be secured together by any suitable number of wires *l*, Figs. 1, 3, proceeding through the block thus formed and having their ends riveted down upon  
70 washers *m, m*, or said strips may be confined together in any other convenient manner. The upper surface of the block formed by the strips, may be finished by having a strip  
75 *o*, Fig. 3, of veneering laid and glued thereon.

Having thus described my invention, I shall claim—

Securing the bristles in position and preventing their displacement by the action of water or other external cause by saturating  
80 said bristles when inserted in the block with paint or a mixture of white lead or other suitable substance and linseed or other proper oil, in combination with the mode  
85 above set forth of confining their upper ends by cementing them in an inverted trapezoidal groove the whole process being substantially as above described, so that when  
90 a brush for dressing warps has its bristles arranged and confined as set forth in long grooves or in any manner similar thereto, said brush will apply paste or sizing matter more perfectly upon the threads of the warp  
95 and be more durable than brushes, as generally constructed as heretofore explained.

In testimony that the foregoing is a true description of my said invention and improvements I have hereto set my signature this fifth day of May in the year of eighteen hundred and forty-two.

SAMUEL TAYLOR.

Witnesses:

WILLIAM H. KING,  
ELISHA FULLER.