
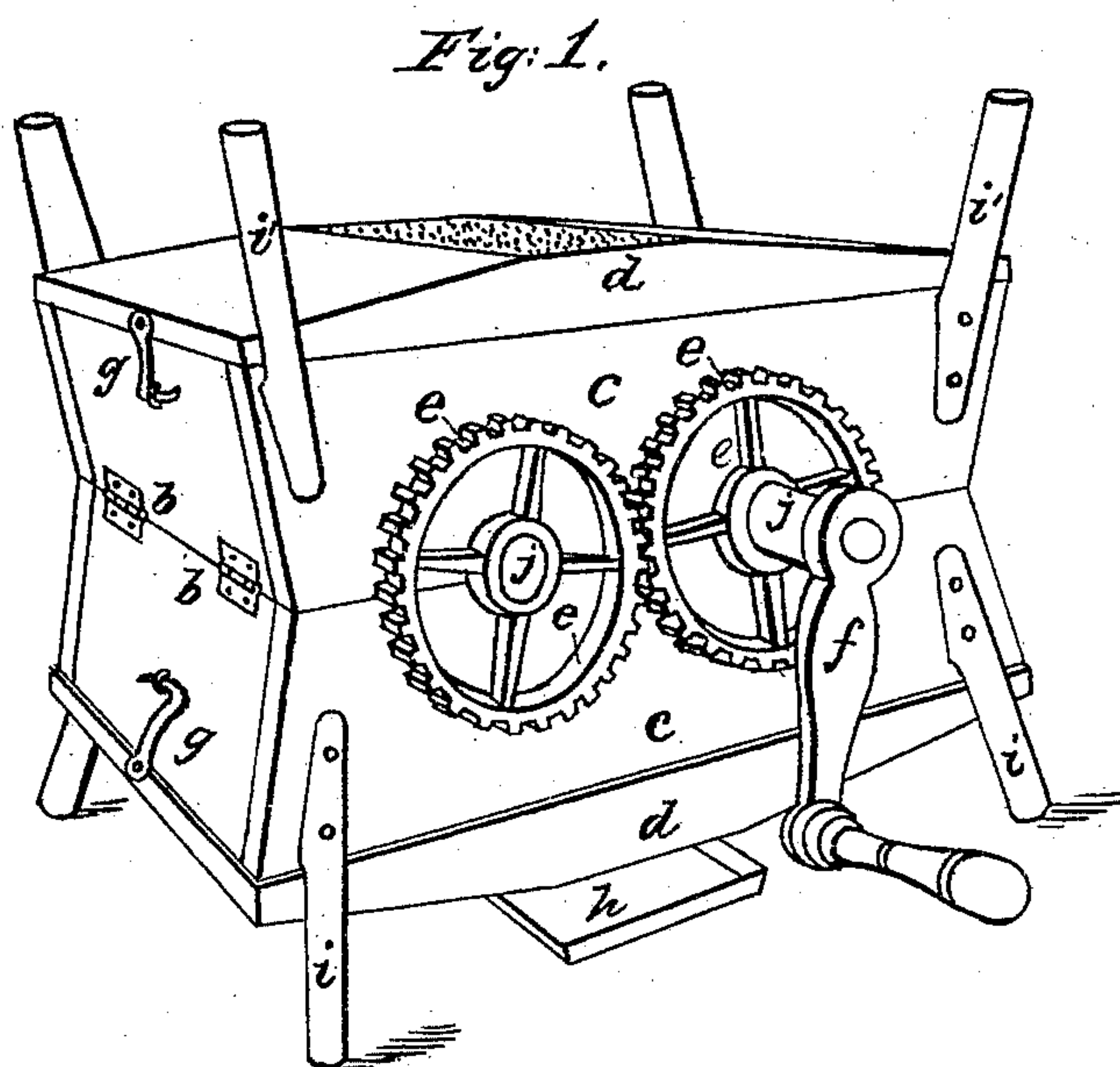
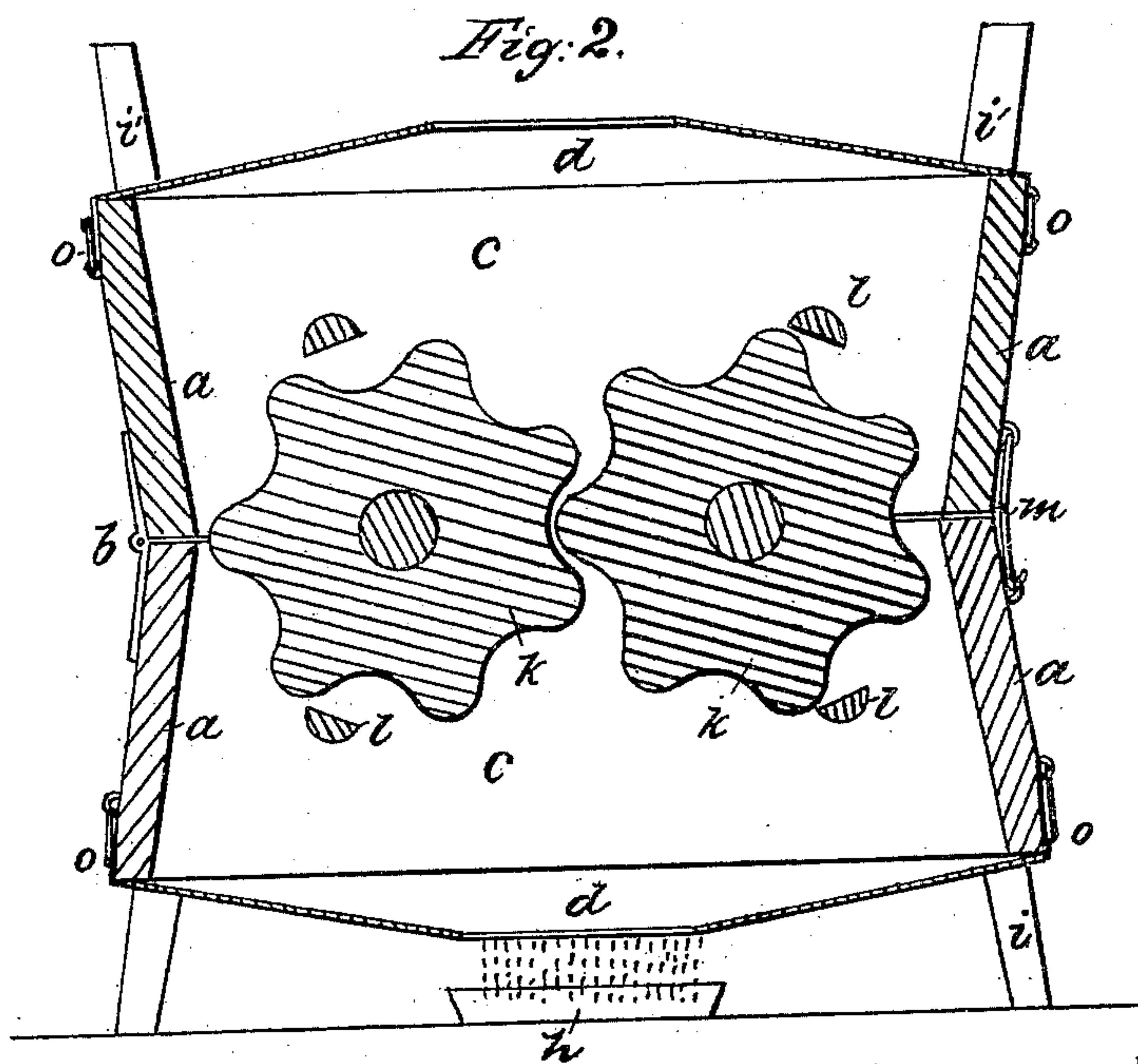


WILSON & LEE.

Butter Worker.

No. 2,447.

Patented Feb. 7, 1842.



# UNITED STATES PATENT OFFICE.

EBENEZER WILSON AND MILO LEE, OF REDDING, CONNECTICUT.

## MACHINE FOR WORKING BUTTER.

Specification of Letters Patent No. 2,447, dated February 7, 1842.

*To all whom it may concern:*

Be it known that we, EBENEZER WILSON and MILO LEE, of Redding, county of Fairfield, State of Connecticut, have invented a  
5 new and useful Improvement in Working Butter and Renovating the Same, and that the following is a full and exact description thereof, reference being had to the accompanying drawing, making a part of this  
10 specification, in which—

Figure 1 is a perspective view of the machine. Fig. 2 a longitudinal vertical section. Fig. 3, a section of one end showing the manner in which it is hung so as to revolve.

15 The letters of reference are the same in all the figures.

The case is formed of two oblong boxes placed one upon the other the ends of which  
20 *a, a*, are inclined toward each other at the edge where the boxes join; these boxes may be hinged at *b*, the other ends being secured by a hook *m*, the sides *c, c*, are made straight and vertical and the top and bottom are covered by strainers *d, d*, a part at the center  
25 of which only is perforated, the solid parts on each side being inclined outward from the ends *a*, to the perforated center of the strainer *d, d*, at any suitable angle. These strainers are fastened to the box at  
30 the ends by the hooks *o, o*. There are two deeply fluted rollers *k, k*, crossing the case horizontally the journals *j*, passing through the case at the junction of the boxes, there being semicircular notches cut out of each  
35 side *c*, where the journals *j*, rest; the flutes of these rollers mesh into each other for a purpose hereafter described. On the ends of the journals *j*, outside the case on one

side, there are two spur wheels *e*, meshing into each other to one of which is attached  
40 a crank *f*.

This machine as above described may rest on four legs *i, i*, and when turned over on four other legs *i', i'*, as shown in Figs. 1 and 2, or it may be suspended in a frame by a  
45 gudgeon at each end as seen at P, Fig. 3, so as to be turned over without lifting. Two braces *l, l*, run across from the side pieces *c*, of each box just outside the periphery of each fluted roller.  
50

When this machine is to be used it is placed with one strainer on the top the other underneath the upper strainer is then removed and the butter, &c., to be worked  
55 put in when it is again replaced and fastened down; the crank is then turned and the butter passes down between the two rollers, which may be set at any distance apart and the milk, &c., pressed which runs  
60 through the strainer *d*, into a pan *h*, placed for its reception; the machine is then turned over and the butter again passed through between the rollers this manipulation to be continued as long as desirable when it may  
65 be removed by taking off one of the strainers.

What we claim as our invention and desire to secure by Letters Patent is—

The combination of the fluted rollers *k, k*, with the case having strainers *d, d*, affixed to it, and allowing the rotation of the case,  
70 all as herein set forth.

EBENEZER WILSON.  
MILO LEE.

Witnesses:

J. J. GREENOUGH,  
WM. GREENOUGH.