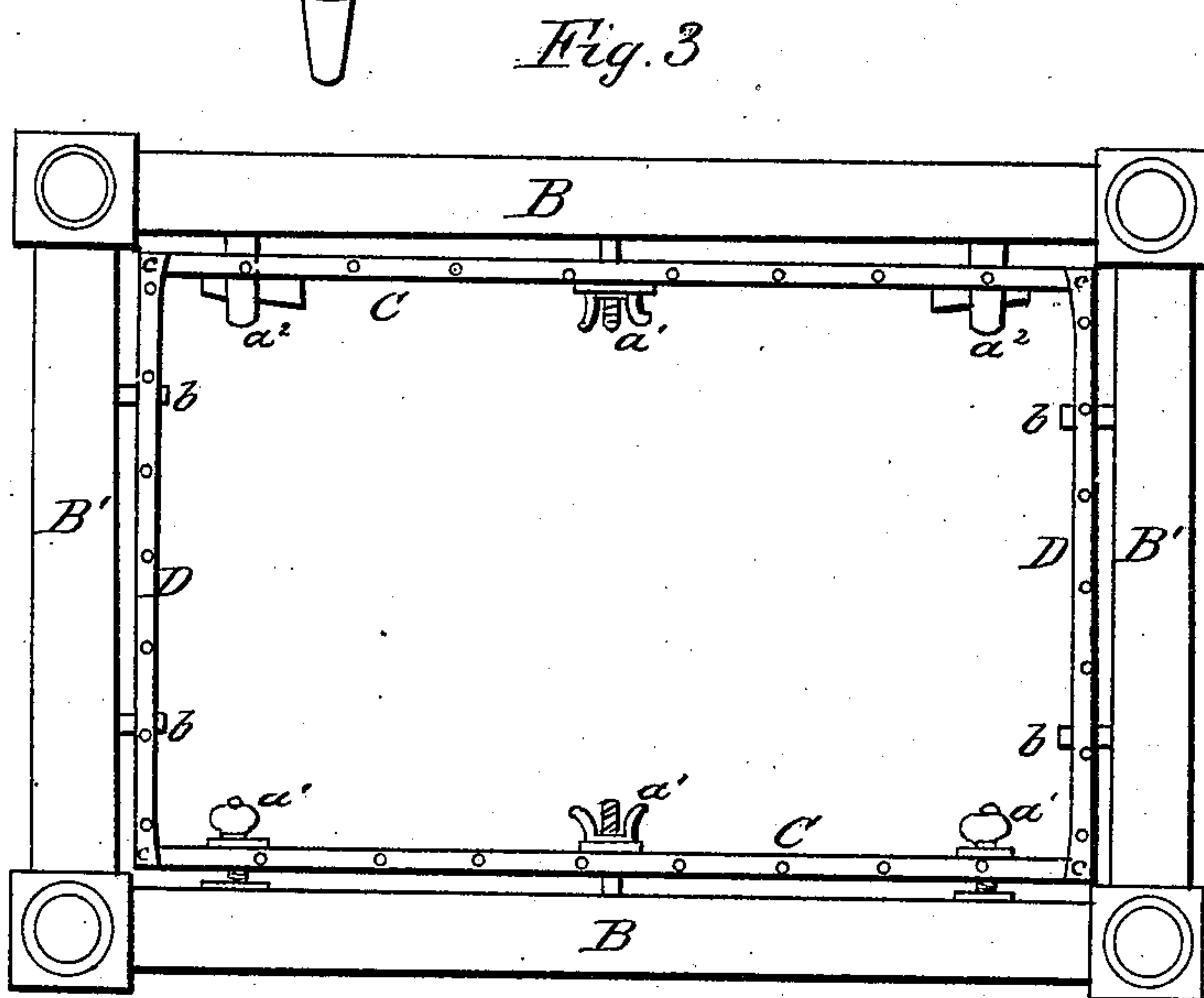
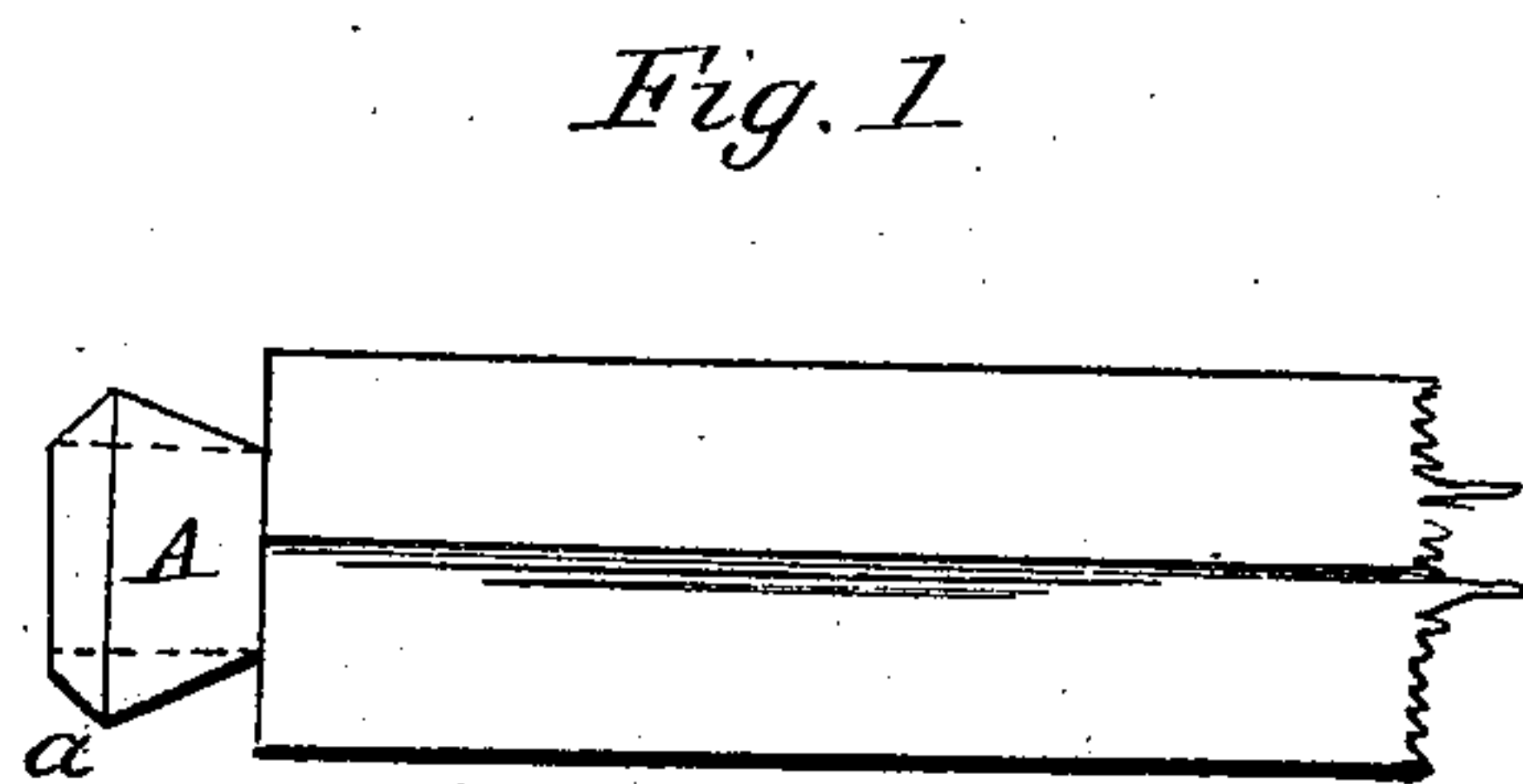
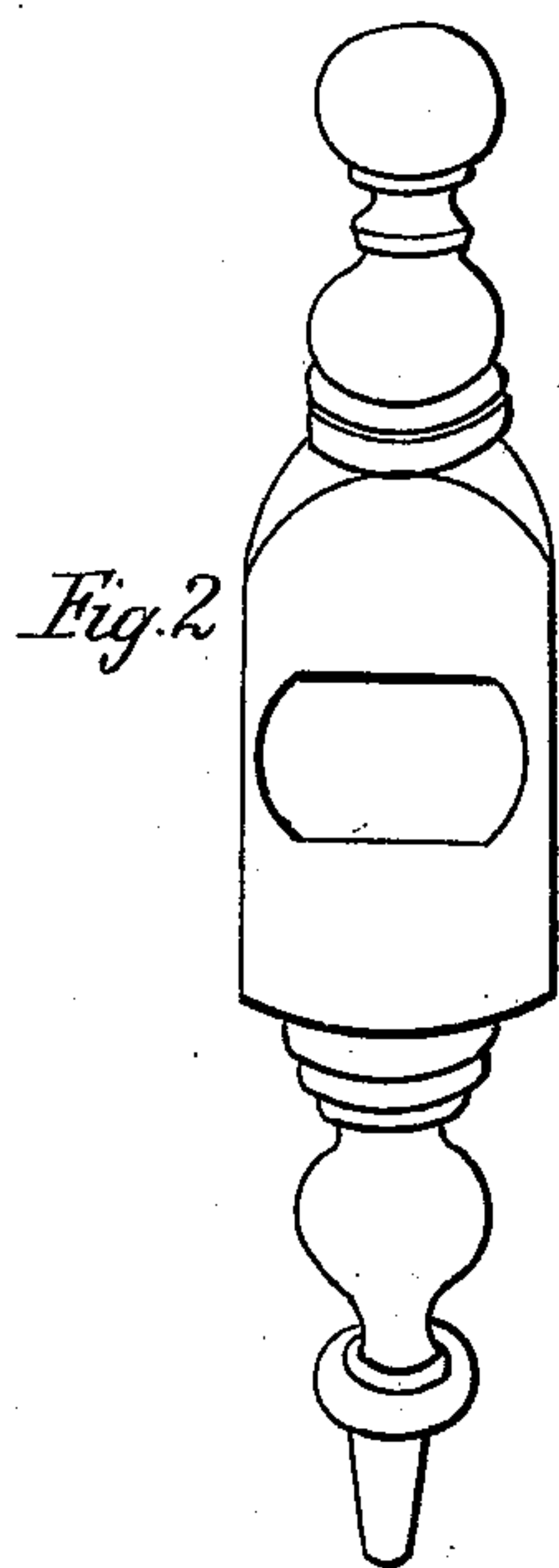


M. Gregg,

Bedstead Fastening,

No. 1,526,

Patented Mar. 25, 1840.



UNITED STATES PATENT OFFICE.

MAHLON GREGG, OF PHILADELPHIA, PENNSYLVANIA.

MANNER OF FASTENING BEDSTEADS AND ATTACHING AND STRETCHING SACKINGS.

Specification of Letters Patent No. 1,526, dated March 25, 1840.

To all whom it may concern:

Be it known that I, MAHLON GREGG, of the city of Philadelphia, in the State of Pennsylvania, have invented a new and Improved Mode of Constructing Bedsteads, by which improvement the posts and rails are attached to each other in a manner more simple than heretofore, while the joints are made to possess all the desirable qualities of that part of a bedstead; the sacking bottom, also, by my improvement therein, is affixed and tightened in a novel and efficient manner; and I do hereby declare that the following is a full and exact description thereof.

The posts and rails are attached to each other by tenons and mortises formed from the solid material, on the rails, and within the posts, without the aid of metal, or other fastenings, the tenons formed on the rails making a firm and close joint by giving to the rails a revolving motion after said tenons have been passed into the mortises.

Figure 1, in the accompanying drawing, represents one end of a rail, there being turned on each end a conical piece formed like that shown at A, which is to constitute the tenon; the bevel, or chamfer at *a*, is made merely to prevent the wood from crumbling, or spoleing, at the edges; this tenon is flattened at two sides, as shown by the dotted lines. Fig. 2, shows the manner of forming the mortise in the post, which is of such size at the outside as just to admit the tenon, and is enlarged within, conically, so as to allow the rail to revolve about a quadrant of a circle, and thus to bring the conical part of the tenon, at each end of the rail, to bear, and wedge, simultaneously, against the conical sides of the mortise in the posts, by which means a close joint will be produced. The rails, in tightening them, are made to revolve inward toward the sacking bottom, on their upper sides, by which means they tend to keep constantly tight, until turned the reverse way by design; no wrench, or other apparatus, is required for this purpose, the pins and screws upon the rails affording sufficient hold.

The manner in which I attach and tighten the sacking bottom is as follows: Fig. 3, is a top view, showing the bedstead rails B, B, and the additional rails C, C, and D, D, to which the sacking bottom is to

be attached, and by which it is to be tightened. These additional, or sacking, rails I make of tough ash, hickory, or other firm, elastic wood. Through the side rails C, C, pass thumb screws *a, a, a*, which screw into nuts in the rail B; or they may consist of iron pins fixed firmly in the rails B, with screws formed on them, and furnished with thumb nuts, as at *a'*. Such screws may be used on one side only, the other being fixed by wedges, as at *a², a²*, but the screws are to be preferred. The end sacking rails D, D, slide upon pins *b, b*, fixed in the end rails B' B'. The rails D, D, are formed with inclined planes at their ends, as shown at *c, c*, in the drawing; and against these inclined planes, the ends of the side rails C, C, bear, so that when the thumb screws are tightened, the sacking bottom will be at the same time stretched lengthwise.

I prefer to attach the sides of the sacking bottom to the side rails C, C, by passing its edges into a groove, and fastening it there by a strip fitting and glued into the groove, so as not to leave any space whatever for the harboring of vermin. The ends of the sacking bottom may be furnished with eyelet holes, and pass over knobs, or buttons, on the end rails D, D, by which means it may be readily attached, or removed.

Having thus fully described the manner in which I construct my bedstead, what I claim therein as constituting my invention, and desire to secure by Letters Patent, is—

1. The particular way in which I form the tenons on the rails, and the mortises in the posts, out of the solid material, as set forth, so that the respective parts are put together, and tightened, in the manner described.

2. I also claim the manner of attaching and tightening the sacking bottom, by means of separate sacking rails, drawn up at the sides by means of thumb screws, the sacking being at the same time stretched lengthwise by the bearing of the ends of the side rails against the inclined planes of the end rails; the whole constructed, and operating, substantially as set forth.

MAHLON GREGG.

Witnesses:

WILLIAM GREGG,
PH. CHRISTENSEN.