

H. Aiken,
Tool Handle.

N^o 1,443.

Patented Dec. 27, 1839.

Fig 3.



Fig 4.

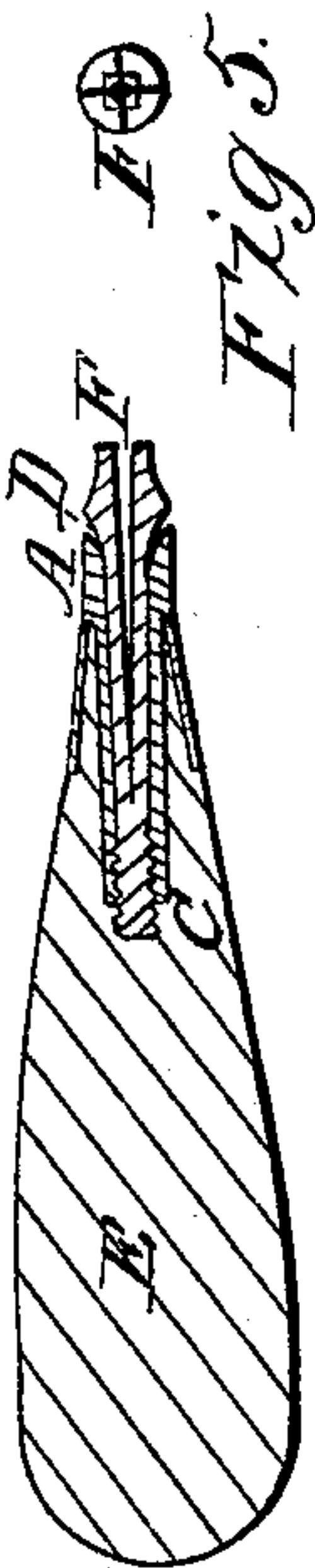


Fig 5.



Fig 2.

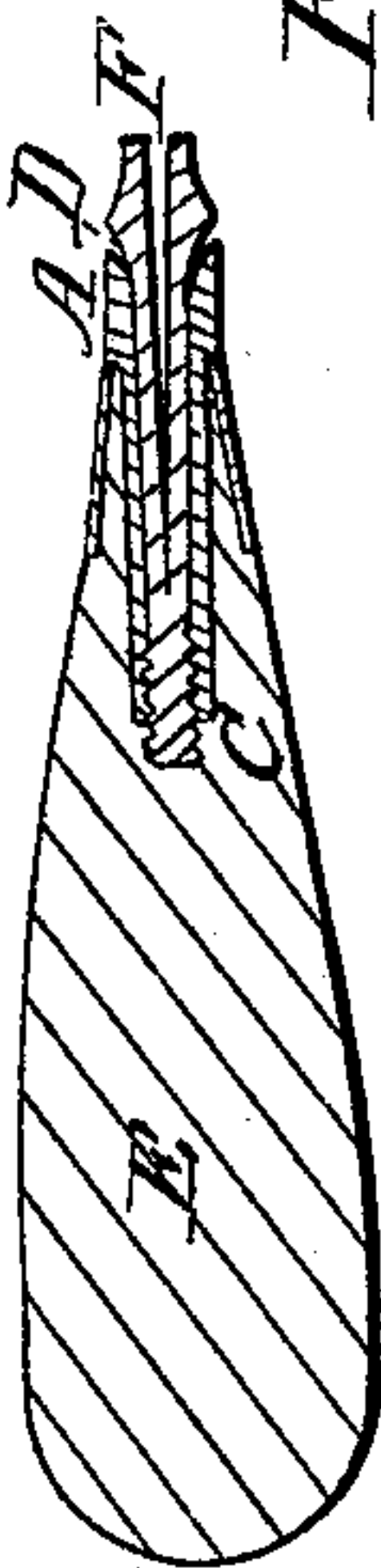
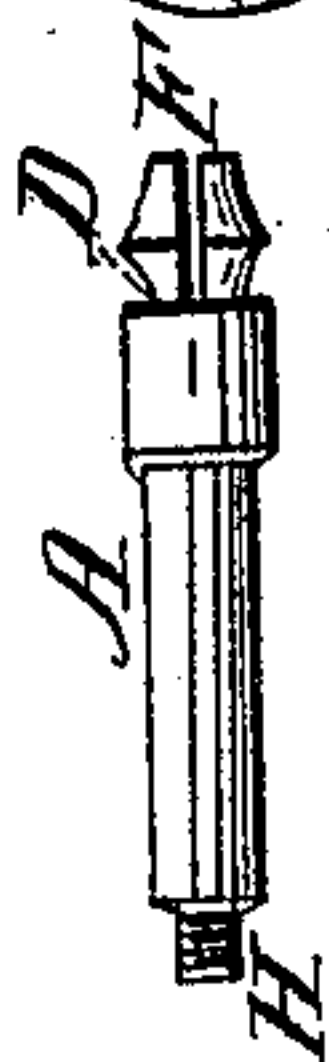


Fig 1.



UNITED STATES PATENT OFFICE.

HERRICK AIKEN, OF FRANKLIN, NEW HAMPSHIRE.

MODE OF CONSTRUCTING SOCKETS FOR HOLDING TOOLS.

Specification of Letters Patent No. 1,443, dated December 27, 1839.

To all whom it may concern:

Be it known that I, HERRICK AIKEN, of Franklin, in the county of Merrimack and State of New Hampshire, have invented a new and useful Improvement in Sockets for Holding Tools, which is described as follows, reference being had to the annexed drawings of the same, making part of this specification.

10 The nature of this improvement consists in having a female screw in the socket into which is screwed a grip made conical and larger at one end, and smaller, and equal in size from the conical part to the other end; 15 being in two or more parts, or slit at the larger end, which has a cavity of suitable dimension in each part, for receiving and gripping the tool inserted into the cavity between the parts, and provided with a male screw at the smaller end, fitted to the female screw in the socket received in the handle; and the conical end fitting the other end of the socket so that as the grip is screwed into the socket its parts are forced together and 25 thus caused to grip the tool firmly. The length of the grip should be in proportion to the size, which will give it sufficient elasticity to spring apart the conical end to admit the tool freely into the cavity.

30 Figure 1 represents the socket detached from the handle with the grip inserted; Fig. 2, a longitudinal section through the center of the handle socket and grip; Fig. 3, side view of the grip; Fig. 4, end of the grip slit in four parts; Fig. 5, a tool to be inserted 35 into and held by the grip.

Similar letters refer to similar parts in the figures.

The handle E is made in the usual manner, also the socket A, except the female screw C, which is made to receive the male screw cut on the smaller end of the grip. The socket is inserted and fastened in the handle in the usual manner. The grip B, for holding the tool is made in two or more parts, or in one part slit at the end which is made conical and larger than the other end, the smaller end having a screw cut on it to fit the screw in the lower end of the socket. In holding a tool with this socket, the large end of the tool is placed in the cavity between the parts of the large or conical end of the grip; the grip is then screwed into the socket and grips the tool more firmly as it descends therein, by being turned in the socket.

I am aware that the grip of awl hafts have long since been made in two parts so that by forcing them into a socket in the handle the two parts would be pressed together, and thus grip the awl; therefore I do not claim this, but—

What I do claim as my invention is—

Making the grip with one end conical and fitted to the outer end of the socket and the other end provided with a screw fitted to a female screw in the other end of the socket secured in the handle in the manner and for the purpose described, and this I claim, whether the grip be made in two or more pieces, or in one piece and slit, all as described.

HERRICK AIKEN.

Witnesses:

JONTN. SANDBORN,
DANIEL M. ROBERTSON.