
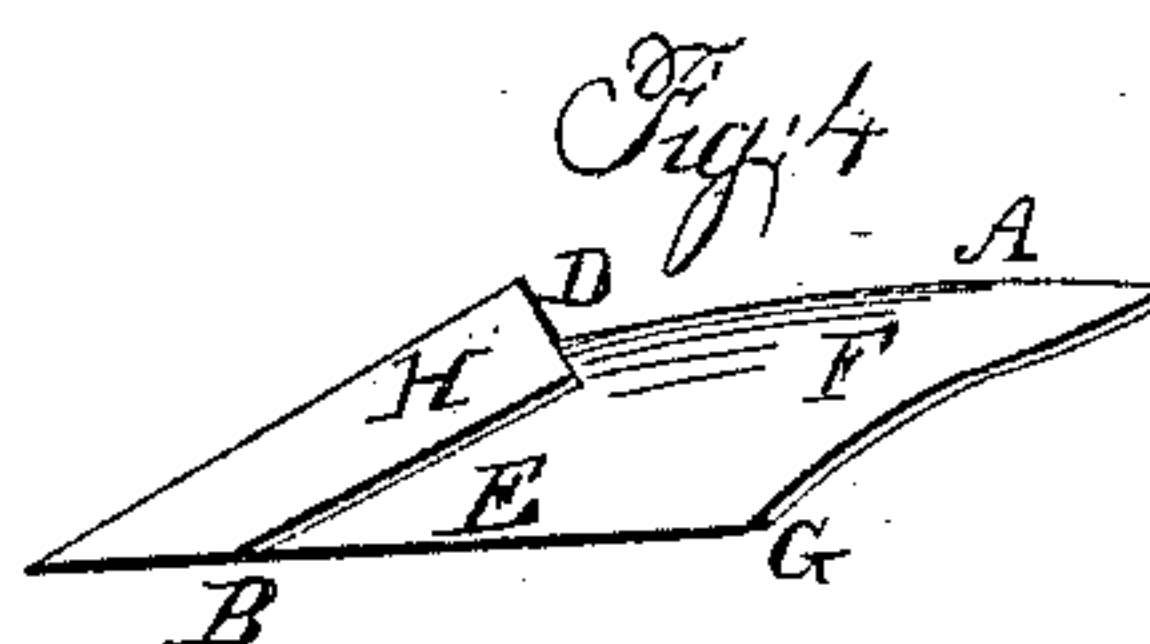

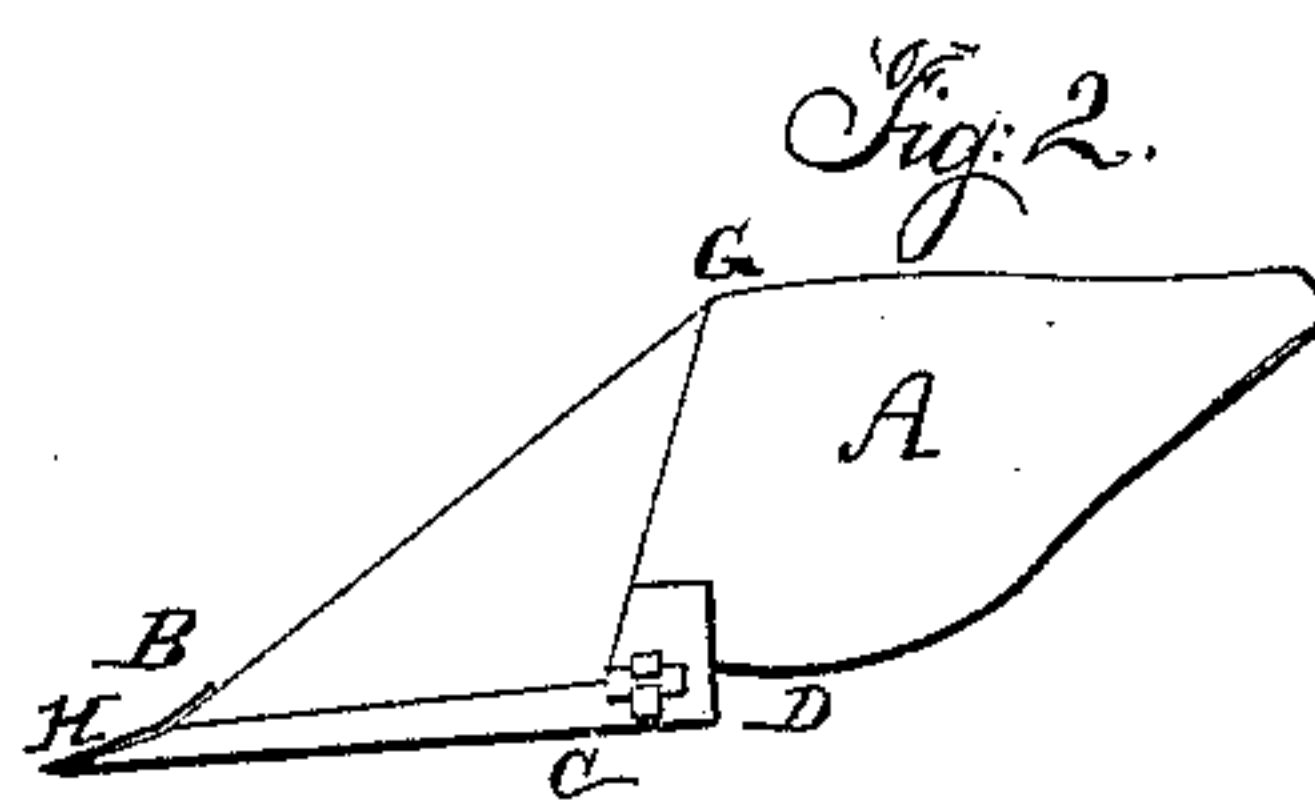
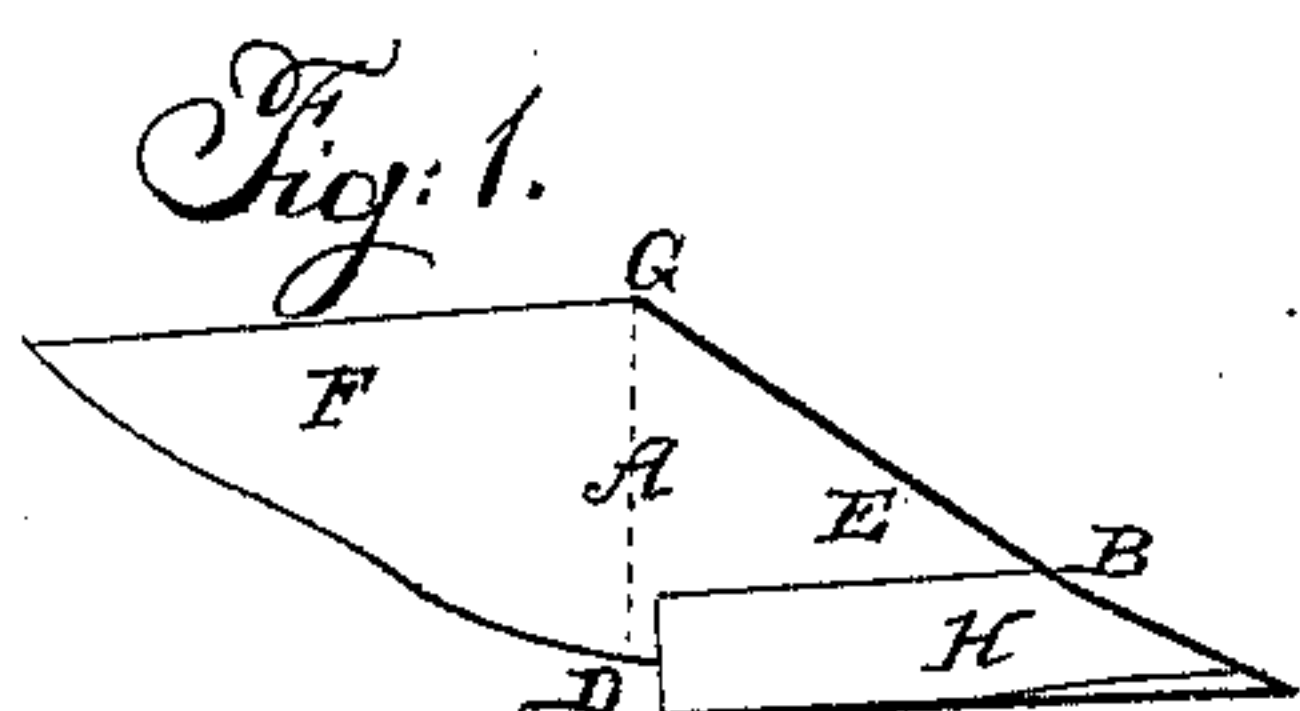


E. G. WHITING.

Plow.

No. 1,232.

Patented July 11, 1839.



# UNITED STATES PATENT OFFICE.

EBENEZER G. WHITING, OF RACINE, WISCONSIN.

## IMPROVEMENT IN PLOWS.

Specification forming part of Letters Patent No. 1,232, dated July 11, 1839.

*To all whom it may concern:*

Be it known that I, EBENEZER G. WHITING, of Racine, in the county of Racine and Territory of Wisconsin, have invented a new and useful Improvement in Plows, which is described as follows, reference being had to the annexed drawings of the same, making part of this specification.

The nature of my invention and improvement consists in making the mold-board straight and flat from the point to about the center, instead of concave, as heretofore, and at this point to cause it to assume a curvilinear figure in the usual or most approved pattern, by which union of the curvilinear and straight surface in the mold-board less power will be required to draw it through the earth, and the sward will be turned over smooth and even without breaking it up into pieces.

To enable any plow-maker to construct my improvement, I will proceed to describe the mode of casting this mold-board.

A pattern of the before-described form and of convenient size (variable at pleasure) is made of wood. A flask is prepared in the usual manner and the melted metal poured in the common way.

A pattern for a mold-board of an ordinary size may be of the following dimensions, viz: from the point of the landside to the heel on a horizontal line, six inches; from the point to the standard on the cutting-edge, which rises in a straight line at an angle of about twenty degrees with the last-described horizontal line, twelve inches; from the heel of the landside to the highest point of the cutting-edge, in an oblique straight line, twelve inches; from the heel of the landside to the greatest breadth of the mold-board, on a horizontal plane, twelve inches; from

the point of the mold-board to the end of the straight part thereof, fifteen inches; from the union of the straight part with the curvilinear to the end of the mold-board, twenty inches; but these dimensions may be varied to suit circumstances without, however, changing the character of the invention.

The other parts of the plow are made in the usual manner.

Figure 1 is a view of the mold-board from the land. Fig. 2 is a view of the side toward the land. Fig. 3 is a bottom view. Fig. 4 is a top view. Fig. 5 is an end view.

Similar letters in the figures refer to similar parts.

A is the mold-board. B is the point of mold-board. C is the heel on the landside. D is the greatest breadth. E is the straight part; F, the curvilinear part; G and D, place where the straight and curvilinear parts unite; H, share of the ordinary form.

When the straight and curvilinear parts of the mold-board are united a straight line will be formed from the fore part to the rear end.

The invention and improvement in the plow claimed by me, and which I desire to secure by Letters Patent, consists in—

Making the fore part of the mold-board a plain flat surface, in combination with the curvilinear part of the mold-board, united at or near the center, as before described, for preventing the friction arising from the accumulation of earth in the concave fore part of the mold-board.

EBENEZER G. WHITING.

Witnesses:

WM. P. ELLIOT,  
ED. MAHER.