

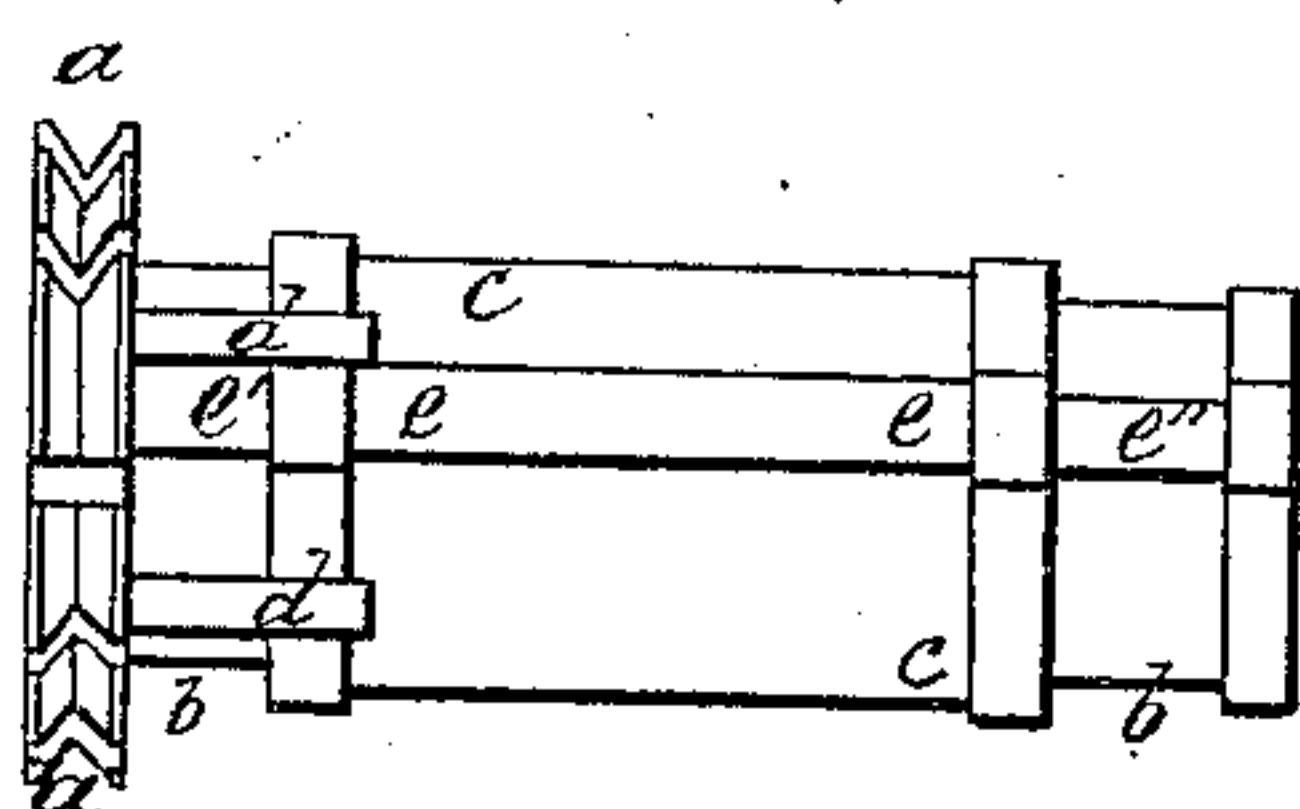
*J. Barnhurst*

*Umbrella Runner*

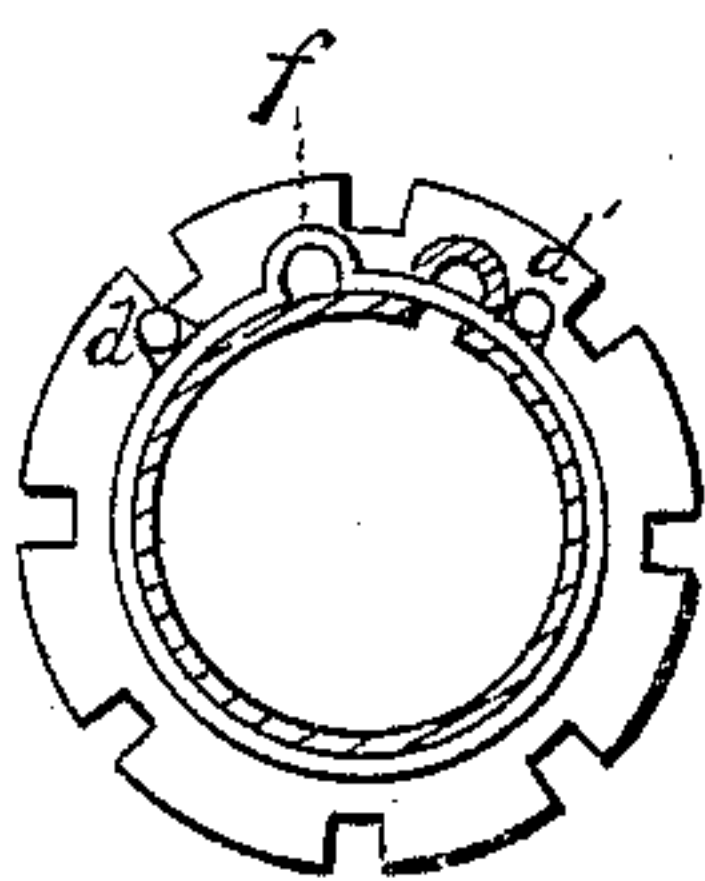
*N<sup>o</sup> 1193.*

*Patented Jun. 25. 1839.*

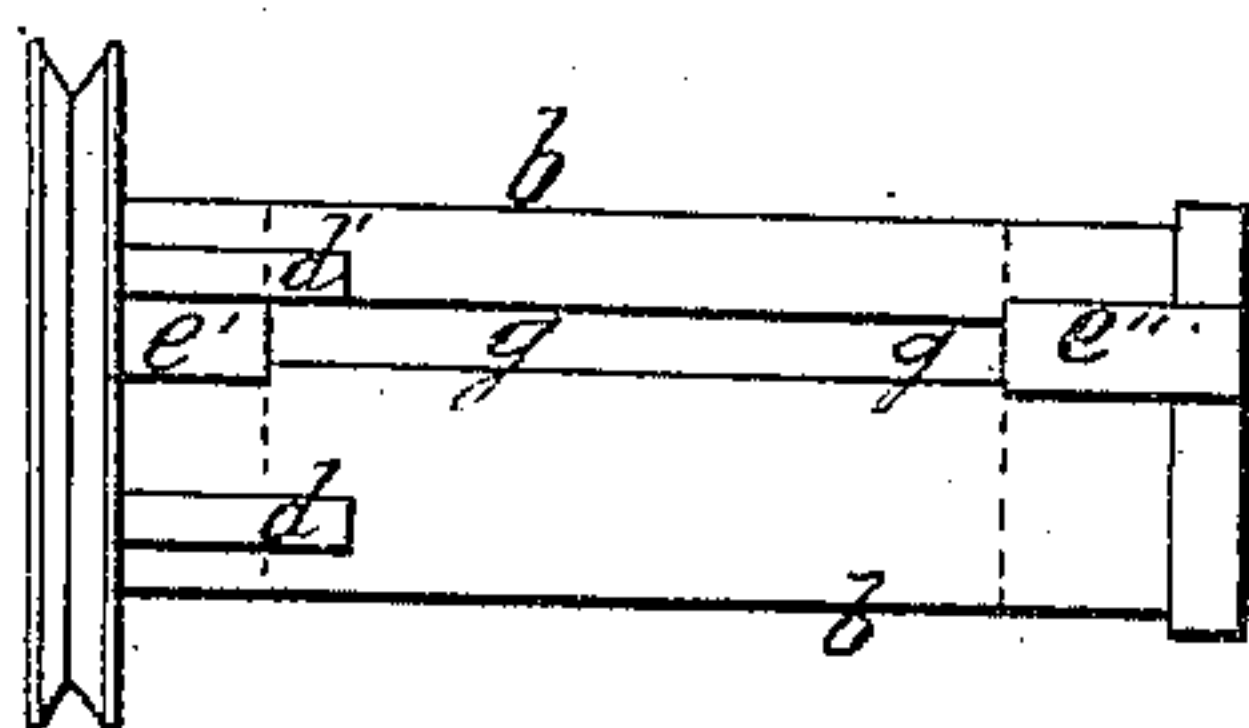
*Fig: 1.*



*Fig: 2.*



*Fig: 3.*



# UNITED STATES PATENT OFFICE.

JOSEPH BARNHURST, OF FRANCISVILLE, PENNSYLVANIA.

## UMBRELLA-RUNNER.

Specification of Letters Patent No. 1,193, dated June 25, 1839.

*To all whom it may concern:*

Be it known that I, JOSEPH BARNHURST, of Francisville, in the county of Philadelphia, in the State of Pennsylvania, have invented a new and useful Improvement in the Manner of Making the Runners of Umbrellas and Parasols; and I do hereby declare that the following is a full and exact description thereof.

The runner in which I have made my improvement is of the kind that is employed to confine the umbrella when closed, as well as when open, and which is ordinarily furnished with a spring catch and a thumb piece by which to engage and disengage it; but there is also another modification of this kind of runner, in which the spring catch is not used, but the fastening of the umbrella, or parasol, is effected by the turning around of one cylindrical tube upon another, and it is to this runner so modified that my improvements have been added.

In the accompanying drawing, Figure 1 represents my improved runner, *a, a*, being the flanch, or projecting rim, grooved and notched in the usual manner for the reception of the stretchers, *b, b*, are portions of the inner cylindrical tube through which the stick is to pass, and *c, c*, is the outer tube, fitting upon the tube *b, b*, and capable of being turned around upon it to a certain extent, governed by stops, or check pins, marked *d, d'*. As the runner passes up and down the umbrella stick, it is to be allowed to pass over pins driven therein and projecting therefrom to the distance of a sixteenth of an inch, more or less, by the aid of which pins the runner is to be secured in place both when the umbrella, or parasol, is opened and when it is closed. For the purpose of allowing the runner to pass over these pins, a ridge is formed along the outer tube extending its whole length, as shown at *e, e*, and also at each end of the inner tube, as shown at *e', e''*, the metal being so raised as to form this ridge on the outsides of the tubes, and consequently leaving a corresponding groove, or channel, within them. Fig. 2 shows the form of the tubes in a cross section, *f*, being the channel through which the pins pass. The inner tube, between the projecting ridges *e', e''*, has a slot, or opening, along it extending from one of these ridges to the other, which slot allows it to pass over the pins in the stick, and at the same time admits of the turning of the outer tube upon it. Fig. 3, is a representation of the inner tube, the outer

being removed for the purpose of exhibiting the former the more distinctly. *g, g*, 60 is the slot extending from *e'* to *e''*.

In Figs. 1 and 3, *d, d'* are pins, or stops, soldered to the inner tube, and which serve to check the outer tube. When the ridge *e*, comes into contact with the stop, *d'*, the 65 ridges on both tubes coincide and the runner can pass over the projecting pins driven into the umbrella handle. When the ridge *e*, is brought into contact with the stop *d*, this coincidence no longer exists, and the 70 passing of the runner along the handle would be prevented by a projecting pin in the latter. Two such pins are driven into it, one of which serves to hold the umbrella open. The other serves to keep it closed, 75 and they are driven into such parts of the handle as that when the umbrella is opened and the outer tube is so turned upon the inner that the ridges shall not coincide the lower edge of the outer tube will bear against 80 one of the pins and when it is closed the upper end of said tube will bear against the other pin. By turning the outer tube upon the inner the runner is, therefore, readily liberated or held in the desired position. 85

Having thus fully described by improved runner, and shown how the same operates, I do hereby declare that I do not claim to be the inventor of a runner composed of two 90 cylinders, one of which turns upon the other, but only of the following improvements therein; namely,

I claim—

1. The forming of such a runner with 95 the space *e'*, between the outer tube, and the flanch *a, a*, which space allows of the placing of a leather guard around that part below the stretchers, and of thus protecting the silk, or other covering of the umbrella, or 100 parasol, from abrasion in that part, which could not be done with the runner upon which this is an improvement; as, in that, the outer tube extended up to, and was in contact with, the flanch *a, a*. 105

2. I also claim the placing of the check pins or stops, *d, d'*, to arrest the outer tube when it has been turned to the proper distance, for which object there was not any provision made in the runner upon which 110 this is an improvement.

J. BARNHURST.

Witnesses:

THOS. F. JONES,  
GEORGE WEST.