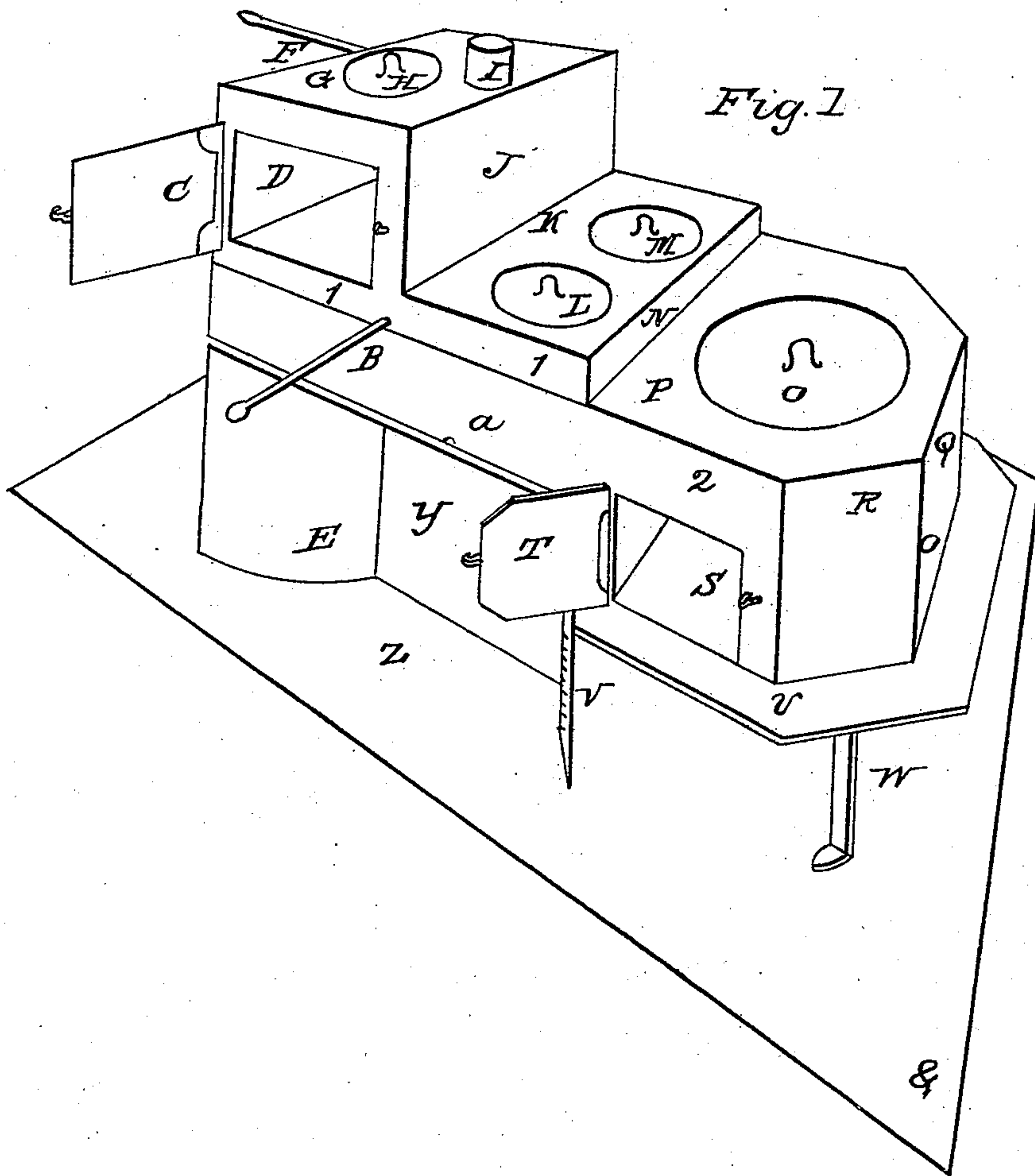


J. S. LEAVITT.  
Cooking Stove.

No. 370.

Patented Aug. 31, 1837.



Witnesses.  
O. Holmes  
J. C. B. B. B.

Inventor  
John S. Leavitt.

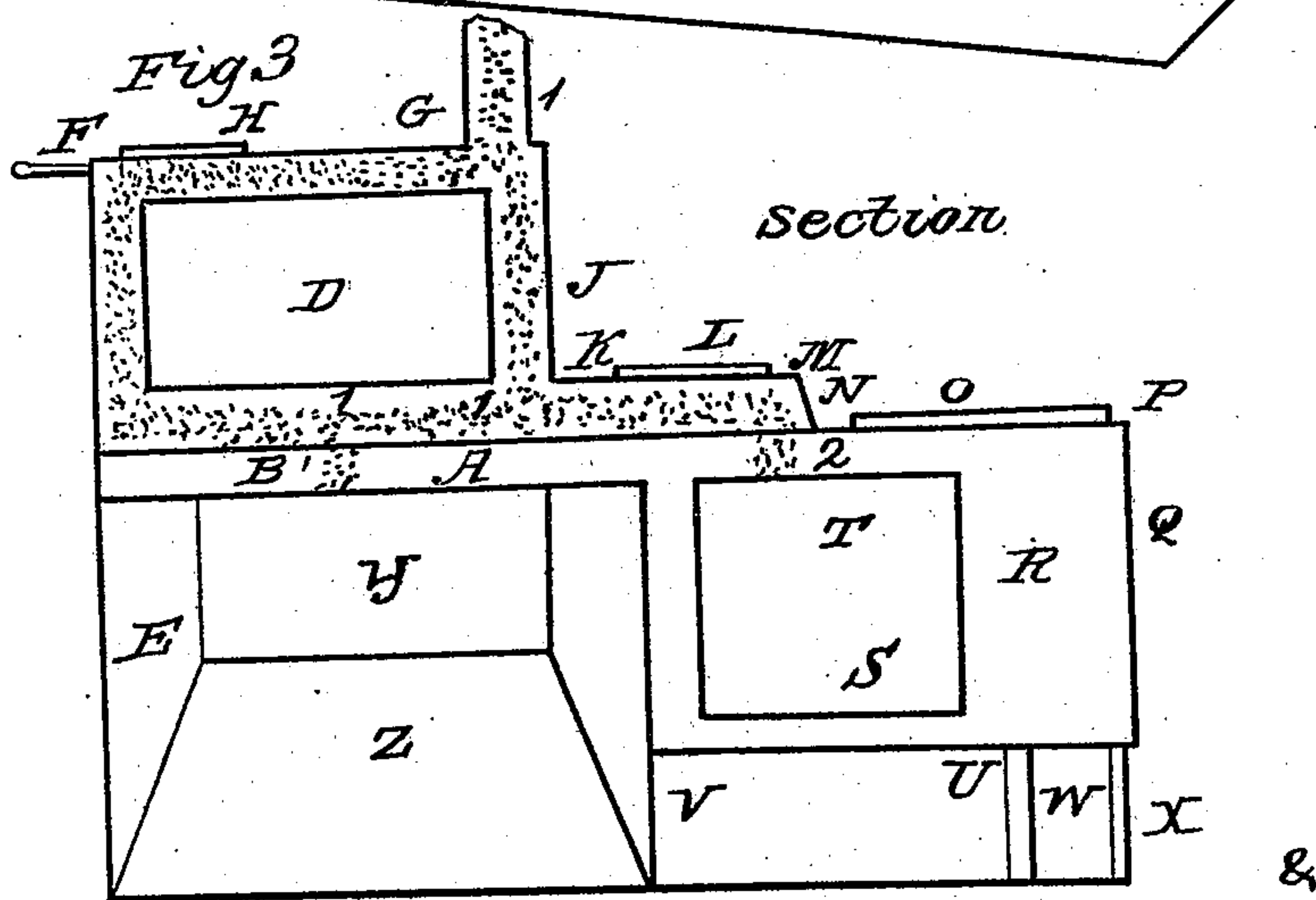
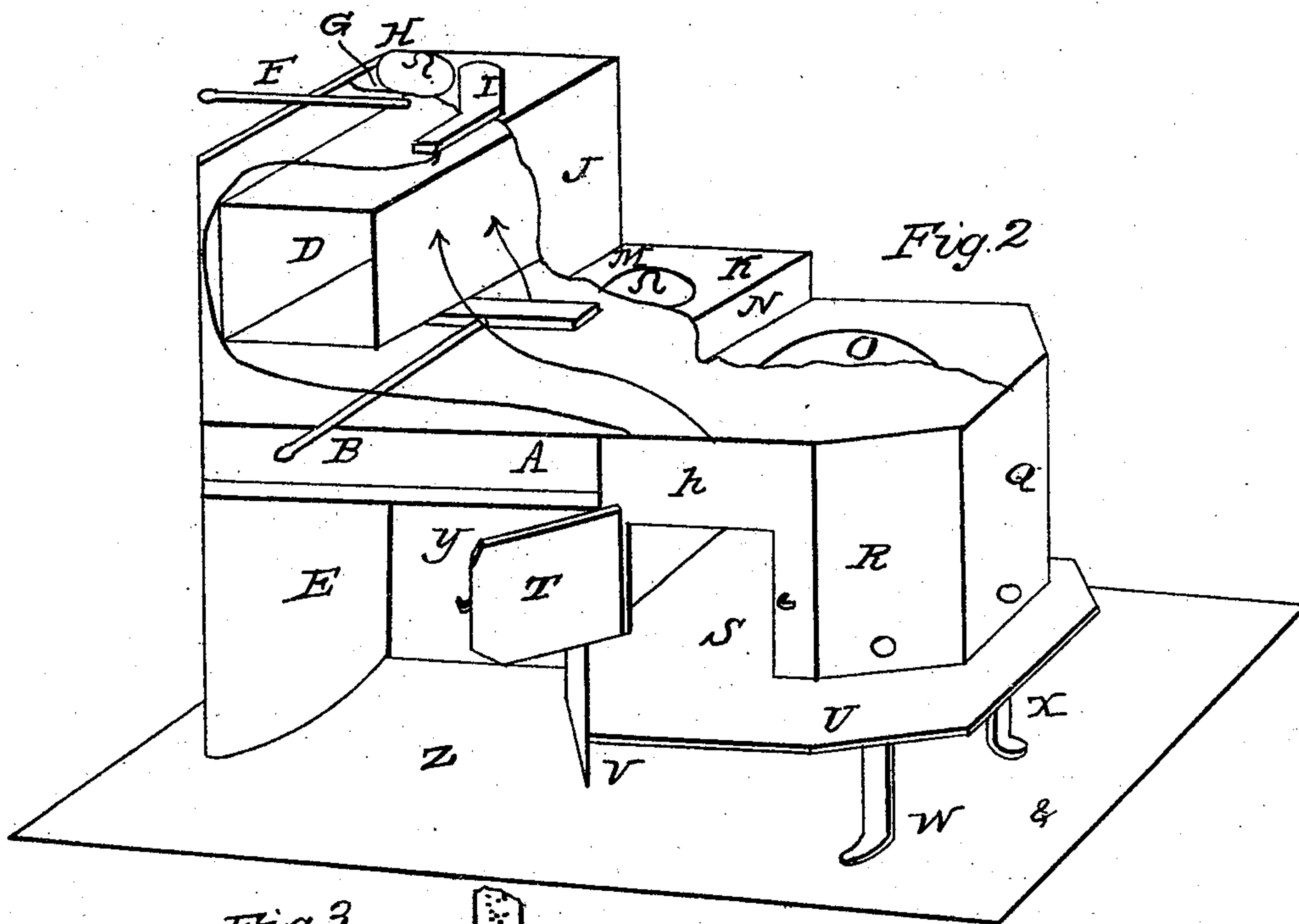
J. S. LEAVITT.

2 Sheets—Sheet 2.

Cooking Stove.

No. 370.

Patented Aug. 31, 1837.



Witnesses  
O. Holmes  
S. V. Giff

Inventor  
John S. Leavitt



# UNITED STATES PATENT OFFICE.

J. S. LEAVITT, OF TURNER, MAINE.

## COOKING-STOVE.

Specification of Letters Patent No. 370, dated August 31, 1837.

*To all whom it may concern:*

Be it known that I, JOHN S. LEAVITT, of Turner, in the county of Oxford and State of Maine, have invented a new useful Improvement in Cooking-Stoves; and I do hereby declare the following is a full and exact description, reference being made to the accompanying drawings.

Plate I represents the stove with the fire place as shown when put up ready for use. A represents the front piece or plate over the fire place. 1, 1 represents another plate or piece about three inches wide immediately above A. B represents a damper which closes a valve above the fire place, when this valve is closed the smoke passes under the plate upon which the damper slides and through an opening in the back of the fire place into the chimney and up the flue thereof as in common fire frames. C represents the door of the oven. D the oven. E one side of the fire place. F the damper that closes the valve over the oven. G the top of the stove over the oven. H the boiler on the top of the stove over the oven. I the funnel of the stove. J the plate at the right hand of the oven. K represents the plate upon which is placed two small boilers L and M. N the small plate in the rise between the large and small boilers. O represents the large boiler. P the plate upon which it stands. Q the end of the stove at the right hand. R the corner of the stove between the end of the stove at the right hand and the door of the furnace. S represents the furnace. The piece marked 2 represents the plate above and on the right side of the door. T represents the door of the furnace. U, the hearth around the furnace. V the side of the fire place. W and X the legs of the stove. Y the back of the fire place. Z the hearth upon which the stove stands. The dots on the plates marked R Q represent two air holes.

Plate II is a view of the stove with a part of the top and some of the front plates taken away in order to show more fully the interior structure of it.

The same letters refer to corresponding parts in Plate I. The crooked arrows show the course of the flame and smoke from the furnace S.

Plate III is a section of the stove also showing the course or direction of the flame and smoke from the furnace and fire place. The letters refer to the corresponding parts on Plate I.

Operation: When used for cooking or the common purposes to which such stoves are put, a fire is put into the furnace S and the flame regulated by means of the dampers described above. As many people are desirous of seeing the fire, or prefer an open fire place to sit by, a fire may be put into the fire place Y whenever necessary or in evenings. Much of the heat from the fire place may be sent up around the oven and under the boilers L and M by drawing back the damper B.

Different sizes of lids or covers may be put upon the openings over the top for different sized boilers as in the usual way.

It will be seen that the nature of my improvement consists in the arrangement of the boilers—in the mode of conveying heat from the furnace to the boilers—in the arrangement of the oven and the manner in which it is heated—in the open fire place and the manner of conveying heat from it through the orifice in the top and also in the combination of the several parts of the stove—in reference to the space which it is to occupy.

The small boilers are heated directly by the fire communicated from the furnace beneath without the intervention of any obstacle whatever. This is not the case in any other cooking stoves within my knowledge. The oven which is situated higher than any other part of the stove, has a vacant space on the right hand and on the left hand and also over its top as well as under its bottom; through which space the heat is conveyed directly from the furnace or from the top of the fire place by which means it may be readily heated.

The damper B covers the opening through which the heat from the fire place passes.

What I claim as my improvement is—

The combination and adaptation of an open fire place with a cooking stove having a furnace, oven boilers holes &c., substantially as above described.

In testimony that the above is a true specification of my said improvement I have hereunto set my hand this twenty first day of April 1837.

JOHN S. LEAVITT.

In presence of—

JOB PRINCE,  
CHARLES COLSEN.