

J. L. MOTT.
STOVE AND FIREPLACE.

Patented Oct. 11, 1836.

Fig. 3.

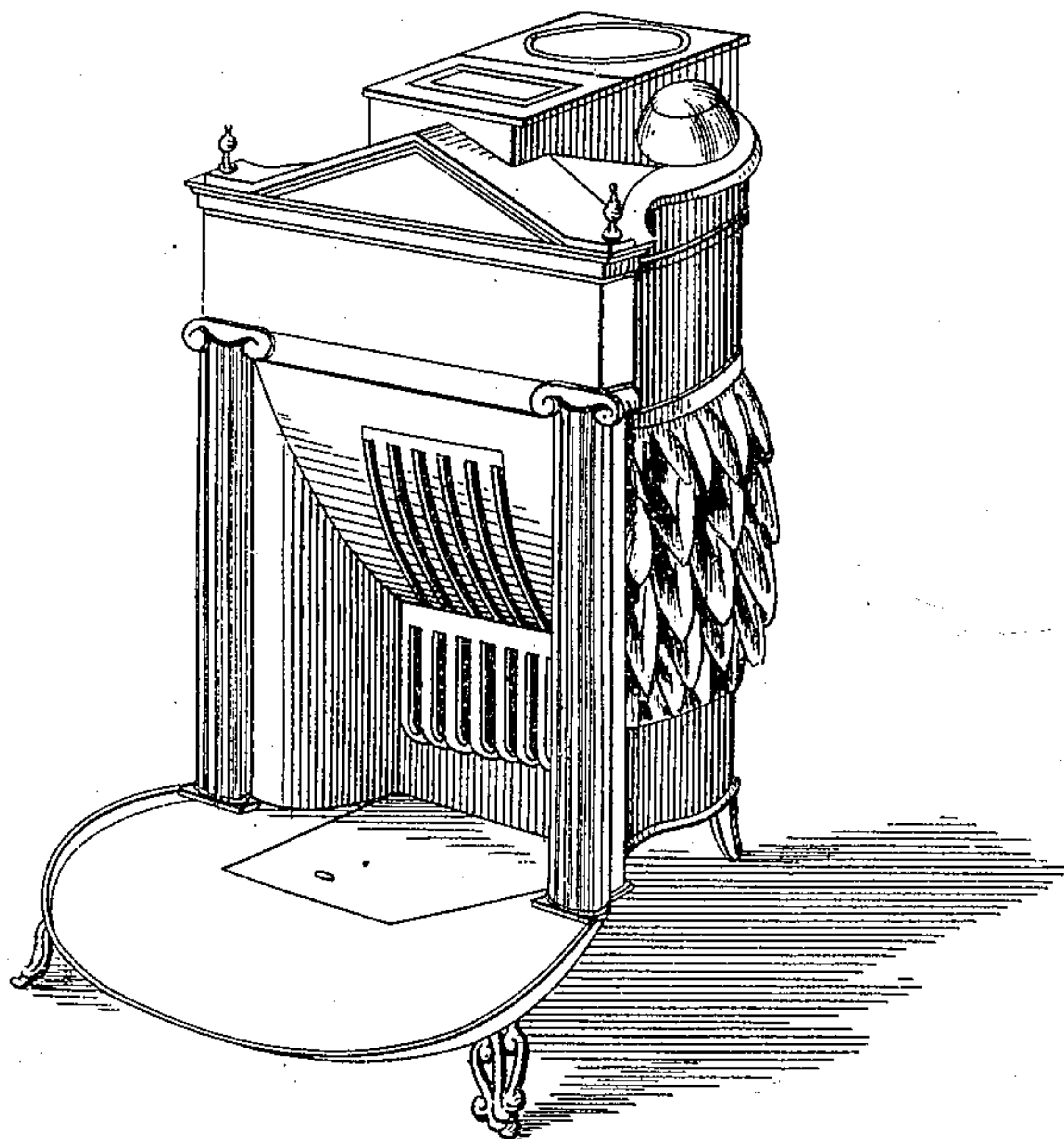


Fig. 1.





Fig. 2.



Patent Office 19 Jan 1839
Made under the direction of the Com-
missioner of Patents in conformity with Act
3 March 1837.

Henry D. Summitt
Commissioner of Patents

UNITED STATES PATENT OFFICE.

JORDAN L. MOTT, OF NEW YORK, N. Y.

STOVE AND FIREPLACE.

Specification of Letters Patent No. 50, dated October 11, 1836.

To all whom it may concern:

Be it known that I, JORDAN L. MOTT, of the city of New York, and State of New York, have invented an Improvement in Stoves, and also in Fireplaces with Open Grates, which improvement consists in an alteration made in the manner of forming the rings which constitute the shell or exterior of the furnace or fireplace for various kinds, as described, and claimed by me in the specifications annexed to Letters Patent granted to me and bearing date July 21, 1835, and also in the application of segments or portions of such rings to form the backs and sides of open grates or fireplaces, or such other parts or portions thereof other than the open bars—as are to contain the fuel, whether it be the back, sides, or bottom, which must in all cases be determined by the form given to such grate or fireplaces.

In Figure 1, in the accompanying drawing the improved rings are represented as applied to a stove the furnace part A, is circular, these rings are superimposed upon each other as described in the specifications of the patent above alluded to, but the exterior of each ring, instead of forming a continuous hoop, or circle is indented, and presents an uneven serrated surface, usually cut into the ornamental form of leaves. The reason for giving this form to the rings, or segments of rings is to obviate a difficulty which has been found to exist in the continuous ring, namely its liability to crack, from a sudden increase of temperature within the furnace, and the consequent expanding of the inside of the ring more rapidly than the heat could be conducted through it to expand the exterior. The ring may be simply scalloped, or notched as

shown in the plan, Fig. 2, the ornament being merely a thing of fancy, or taste. Fig. 3, represents a stove or fireplace of a kind for which I have also obtained Letters Patent, and show the manner in which I apply the same principle to form the back, sides, or any other portion of a fireplace having an open front, but any other cast iron fireplace with an open front would have answered the purpose of exhibiting this application equally well as my improvement is not dependent upon the form of construction of the other parts. The back and sides B, consist of segments of such notched, scalloped, or ornamented rings which are combined together to the requisite height their ends being attached to the jamb plates or other convenient part of the fireplace by rods, screws, or otherwise.

What I claim as constituting the improvement for which I now ask Letters Patent, is—

The making of such scallops, or indentations as are herein described, in the rings which are used to constitute the shell of a furnace, stove, retort, or other apparatus in which fuel is to be burnt, or in using the sections of such rings, or other formed figures to constitute the back, sides, or bottoms of fireplaces which are open on one or more sides, these claims being made irrespective of the position of such ring, or segments of rings, as the position must be determined by the particular construction, and use of the apparatus in which they are employed.

JORDAN L. MOTT.

Witnesses:

S. H. ELDRIDGE,
FRANCIS HILL.