

J. TALBOT.  
HINGED TURN OUT FOR RAILWAY PLAN.

No. 48.

Patented Oct. 11, 1836

Fig. 1. Plan.

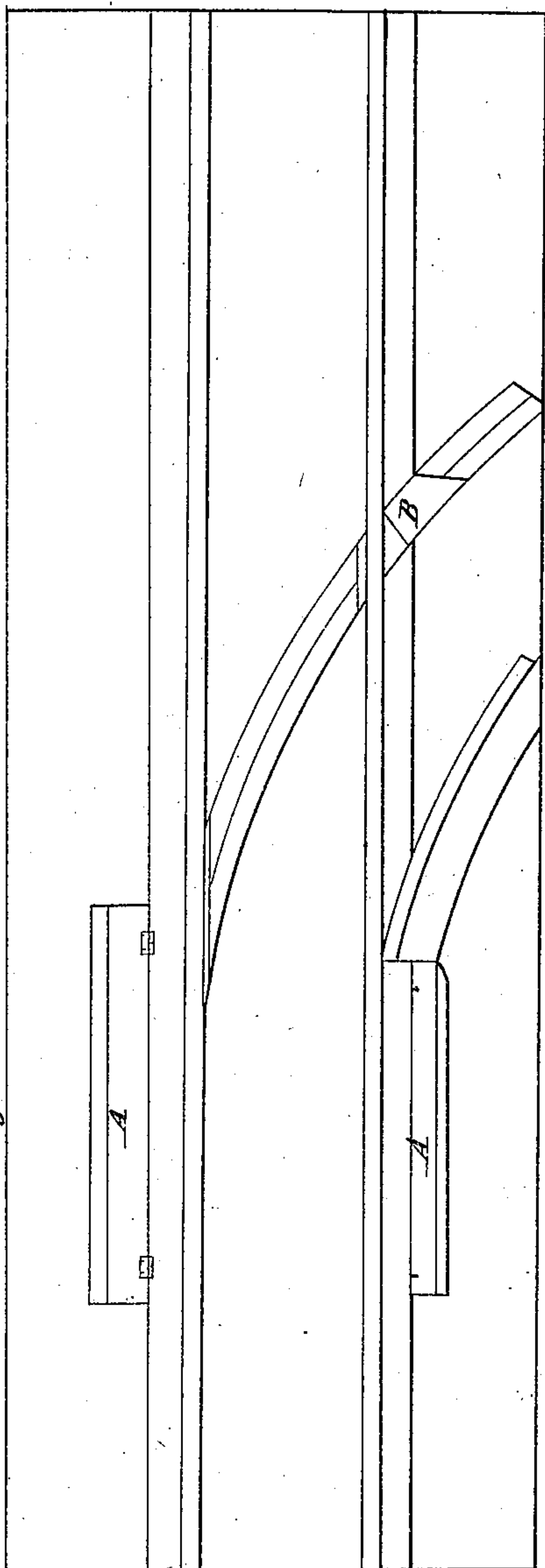




Fig. 2. Plan.



Elevation.



# UNITED STATES PATENT OFFICE.

JOHN TALBOT, OF PORTSMOUTH, VIRGINIA.

## TURNOUT FOR RAILROADS.

Specification of Letters Patent No. 48, dated October 11, 1836.

*To all whom it may concern:*

Be it known that I, JOHN TALBOT, of the town of Portsmouth, in the county of Norfolk and State of Virginia, have invented a  
5 new and useful Improvement in Turnouts for Railroads, called "Talbot's Hinged Turnout," which is described as follows, reference being had to the annexed drawings of the same, making part of this specification.  
10 tion.

This improved turn-out consists of two parallel inclined planes A, A, attached to the sides of the rails of the main track by hinges, and which, when not in use, are  
15 turned down, out of the way in the manner represented in Figure I, and when in use, or when it is required to make a turn, they are turned over upon the rails, Fig. II, so that the irons of the inclined planes shall be  
20 coincident with the irons of the main track, and thus change the direction of the track in

any manner required, having also a section of a rail, B, to turn on hinges over the track at the curve as shown at C, Fig. II. The irons are made thinner than those of the  
25 main track, and tapered like a wedge as seen at D.

It will be perceived that this improvement will do away with the necessity of cutting into the main track, or of slackening the  
30 pace of the train as required in the use of the common turn-out.

The invention claimed consists in—

Making the movable sections of a turn-out for rail-roads to lap or turn over on the  
35 main track whether constructed in the precise manner here represented, or in any other containing the same principle.

JOHN TALBOT,

Witnesses:

WM. P. ELLIOTT,  
WM. BISHOP.