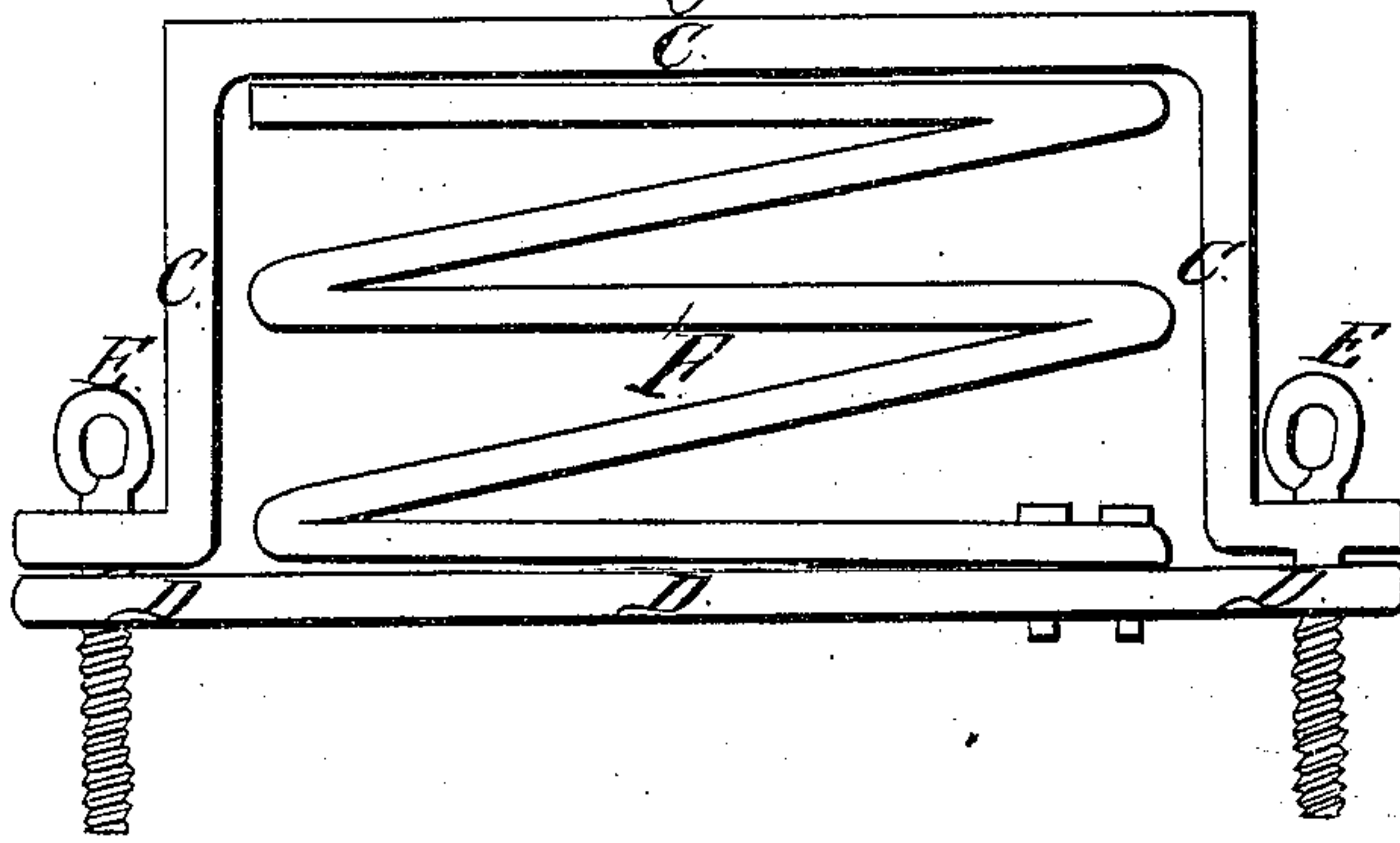
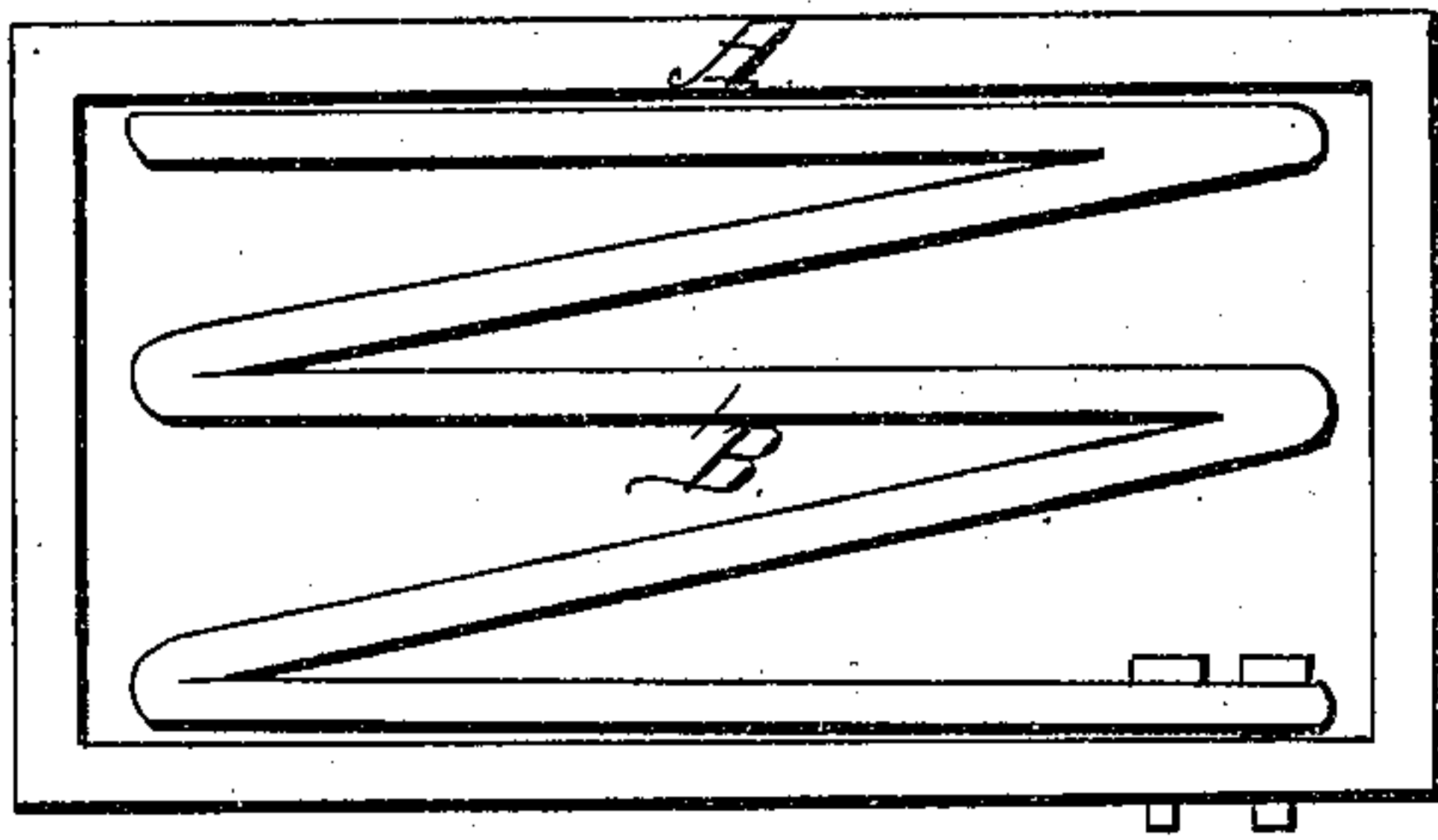


*W. Duchman,*  
*Riding Saddle,*  
*Patented Aug. 31, 1836.*

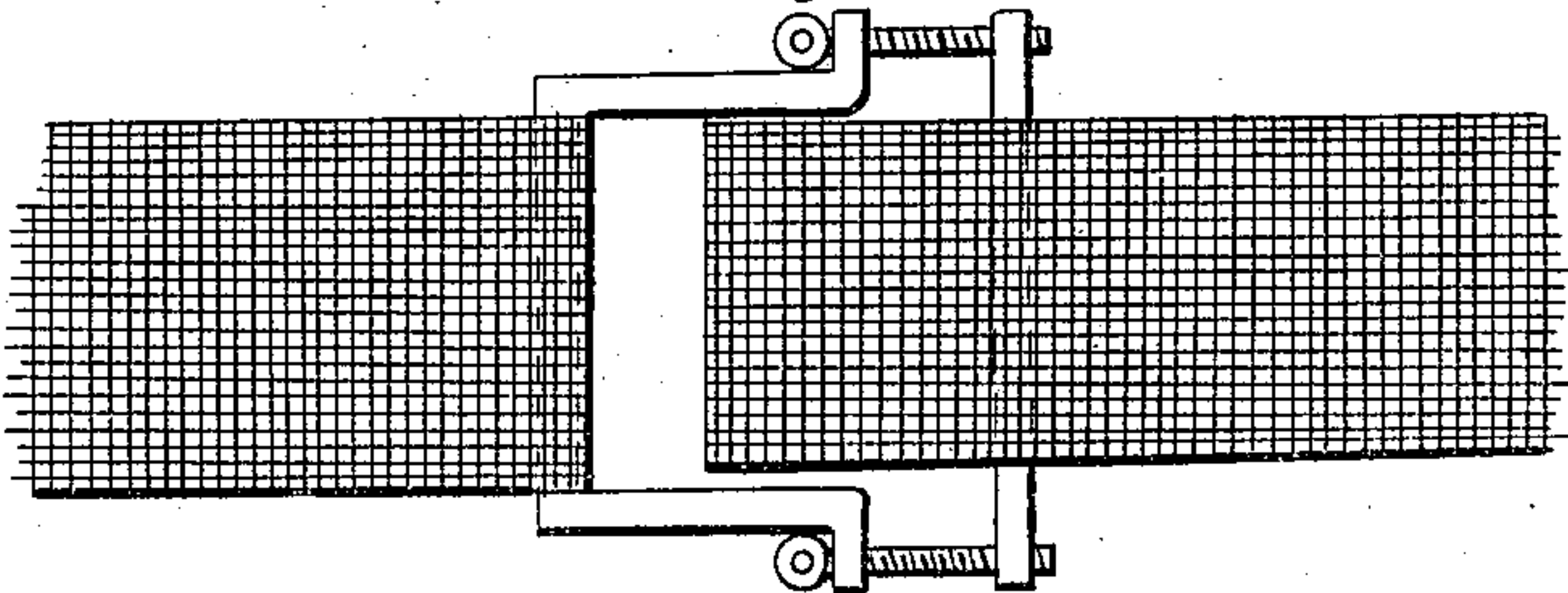
*Fig 1.*



*Fig 2.*



*Fig 3.*



# UNITED STATES PATENT OFFICE.

WILLIAM DUCHMAN, OF MORGANTOWN, PENNSYLVANIA.

## SADDLE-SPRING.

Specification of Letters Patent No. 20, dated August 31, 1836.

*To all whom it may concern:*

Be it known that I, WILLIAM DUCHMAN, of Morgantown, in the county of Berks and State of Pennsylvania, have invented a new and useful Improvement on Springs for Saddles, which is described as follows, reference being had to the annexed drawings of the same, making part of this specification.

10 This improvement is designed to obviate the defects experienced in Mr. Beard's spring, and consists in having the frame containing the spring made in two parts instead of one, the second part being made 15 movable by screws designed to tighten the web, and regulate the spring when settled down or sagged by long use, without being obliged to tear the saddle to pieces or substitute a new spring.

20 Drawing No. 2. represents Beard's spring in which A, is the frame, and B, the spring. Drawing No. 1 represents my improve-

ment in which C, is the frame; D, movable part of ditto, E, the screws, screwed up as far as they can go, and F, the spring which 25 may be taken out, and its place supplied with another whenever required by merely loosening the screws.

Drawing No. 3, represents the movable piece of the frame, with the spring, and 30 web extended as far as the screws will allow.

It will readily be perceived that by turning the screws, the web can be tightened at pleasure.

What I claim as my invention, and for 35 which I desire to secure Letters Patent consists in—

The addition of the two screws for raising the webbing when required.

WILLIAM DUCHMAN.

Witnesses:

WM. P. ELLIOTT,  
ERASMUS COFFMAN.